

COVID-19: summary for Collier County

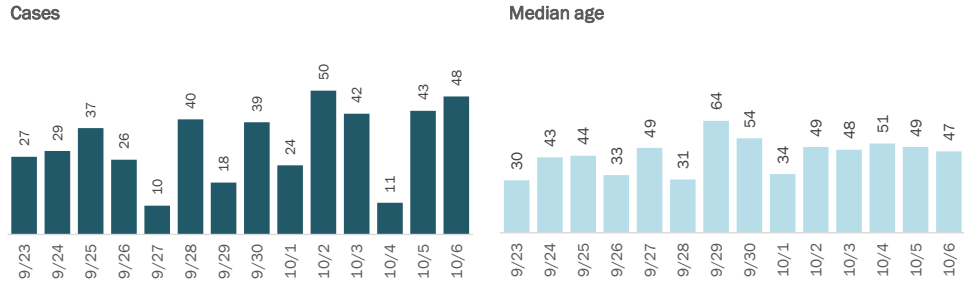
Data through Oct 6, 2020 verified as of Oct 7, 2020 at 09:25 AM

Data in this report are provisional and subject to change.

Cases: people with positive PCR or antigen test result

Total cases	13,010
Florida residents	12,883
Non-Florida residents	127
Type of case	
PCR positive	12,002
Antigen positive	881
Gender for Florida residents	
Men	6,290
Women	6,550
Unknown	43
Age for Florida residents	
Range	0 - 104
Median age	40

Cases in Florida residents by date case confirmed



Race, ethnicity	Cases	Hospitalizations	Deaths
White	6,539	609	162
Hispanic	3,426	241	37
Non-Hispanic	2,594	345	119
Unknown ethnicity	519	23	6
Black	789	88	20
Hispanic	44	1	0
Non-Hispanic	680	86	18
Unknown ethnicity	65	1	2
Other	1,487	105	14
Hispanic	971	80	9
Non-Hispanic	331	22	4
Unknown ethnicity	185	3	1
Unknown race	4,068	133	34
Hispanic	588	32	2
Non-Hispanic	157	6	2
Unknown ethnicity	3,323	95	30
Total	12,883	935	230

Outcomes for Florida residents

Collier		
Hospitalizations	935	(7% of all cases)
Deaths	230	(2% of all cases)
New deaths	2	

Statewide

Hospitalizations	45,259	(6% of all cases)
Deaths	14,904	(2% of all cases)
New deaths	131	

New deaths are those reported on Oct 6

Cases in facility staff/residents

Collier		
Long-term care	712	(6% of all cases)
Correctional	85	(1% of all cases)

Statewide

Long-term care	47,828	(7% of all cases)
Correctional	23,262	(3% of all cases)

Age group	All cases	New cases (10/06)	Hospitalizations	Deaths
0-4 years	341	2	14	0
5-14 years	667	4	6	0
15-24 years	2,164	8	35	0
25-34 years	2,065	7	65	2
35-44 years	2,127	2	103	5
45-54 years	2,033	7	126	9
55-64 years	1,600	6	142	22
65-74 years	941	7	149	41
75-84 years	612	5	174	67
85+ years	330	0	121	84
Unknown	3	0	0	0
Total	12,883	48	935	230

Hospitalization counts include anyone who was hospitalized at some point during their illness. It does not reflect the number of people currently hospitalized.

Other race includes any person with a race of American Indian/Alaskan native, Asian, native Hawaiian/Pacific Islander, or other.

COVID-19: summary for Collier County

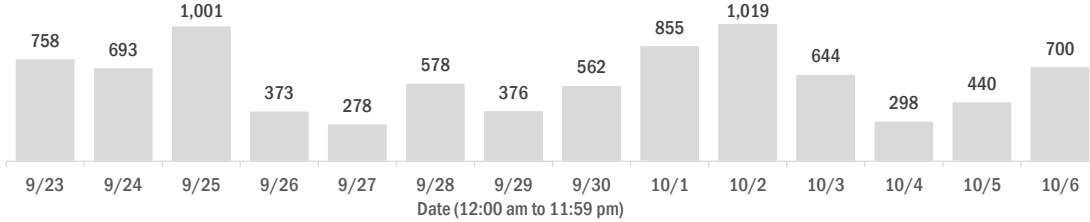
Data through Oct 6, 2020 verified as of Oct 7, 2020 at 09:25 AM

Data in this report are provisional and subject to change.

Laboratory testing for Florida residents over the past 2 weeks

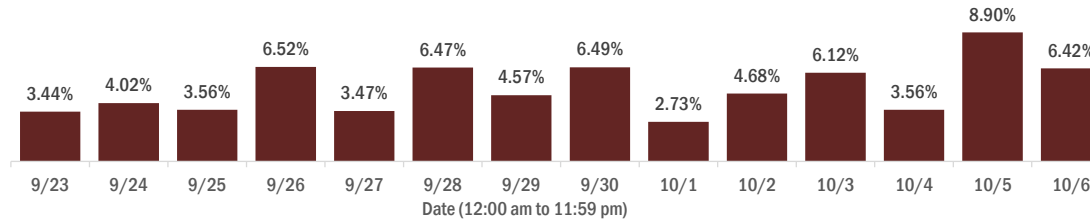
Number of Florida residents who tested negative per day

These counts include the number of people for whom the Department received negative PCR or antigen laboratory results by day. People who tested negative on multiple days will be included once for each day they are tested. Negative results for persons who have previously tested positive are excluded.



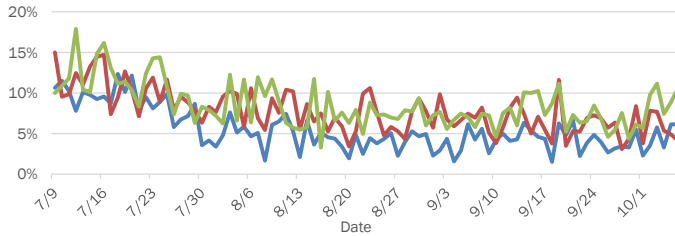
Percent positivity for new cases in Florida residents

These counts include the number of Florida residents for whom the department received PCR or antigen laboratory results by day. This percent is the number of people who test positive for the first time divided by all the people tested that day, excluding people who have previously tested positive.

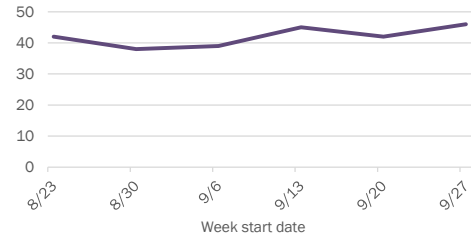


Emergency department (ED) and freestanding ED (FSED) chief complaint and admission data for Collier County

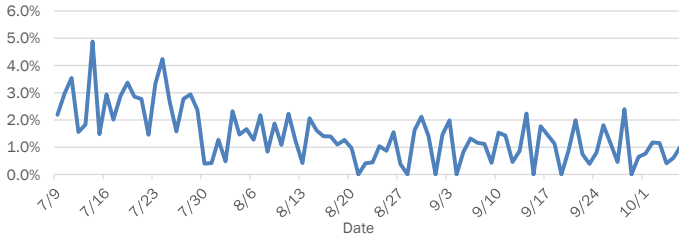
Daily percent of ED visits mentioning cough, fever, or shortness of breath



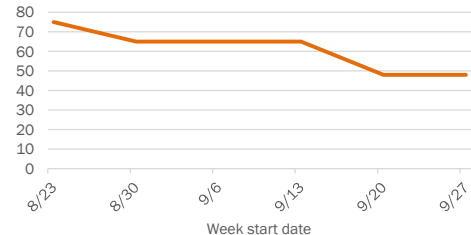
Weekly count of ED and FSED visits for influenza-like illness



Daily percent of ED visits resulting in cough-associated admissions



Weekly count of ED and FSED visits for COVID-like illness



The Electronic Surveillance System for the Early Notification of Community-Based Epidemics (ESSENCE-FL) includes chief complaint data from 211 of 212 Florida EDs and 77 of 80 Florida FSEDs. Data are transmitted electronically to ESSENCE-FL daily or hourly.