

COVID-19: summary for Collier County

Data through Jul 21, 2020 verified as of Jul 22, 2020 at 09:25 AM

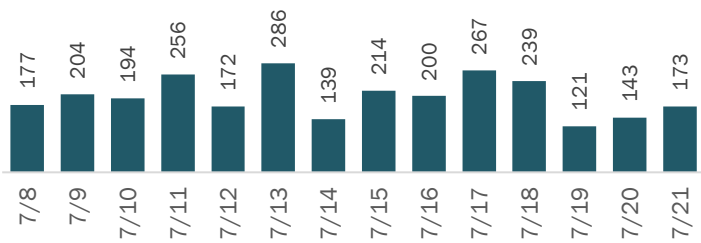
Data in this report are provisional and subject to change.

Cases: people with positive PCR or antigen test result

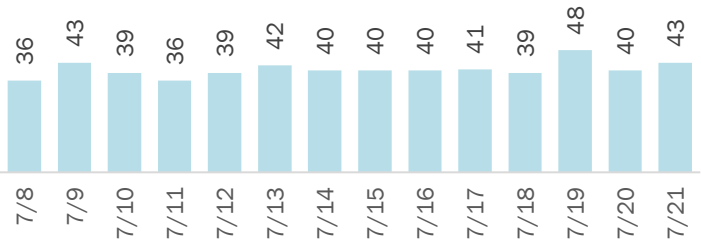
Total cases	8,249
Florida residents	8,149
Non-Florida residents	100
Gender for Florida residents	
Men	3,988
Women	4,123
Unknown	38
Age for Florida residents	
Range	0 - 101
Median age	39

Cases in Florida residents by date case confirmed

Cases



Median age



Race, ethnicity	Cases	Hospitalizations	Deaths
White	3,866 47%	364 66%	83 73%
Hispanic	2,295 28%	166 30%	24 21%
Non-Hispanic	1,271 16%	190 34%	57 50%
Unknown ethnicity	300 4%	8 1%	2 2%
Black	451 6%	54 10%	11 10%
Hispanic	25 0%	1 0%	0 0%
Non-Hispanic	366 4%	53 10%	9 8%
Unknown ethnicity	60 1%	0 0%	2 2%
Other	625 8%	57 10%	4 4%
Hispanic	485 6%	46 8%	3 3%
Non-Hispanic	79 1%	10 2%	0 0%
Unknown ethnicity	61 1%	1 0%	1 1%
Unknown race	3,207 39%	80 14%	16 14%
Hispanic	453 6%	22 4%	2 2%
Non-Hispanic	63 1%	2 0%	1 1%
Unknown ethnicity	2,691 33%	56 10%	13 11%
Total	8,149	555	114

Outcomes for Florida residents

Collier		
Hospitalizations	555	(7% of all cases)
Deaths	114	(1% of all cases)
New deaths	5	

Statewide

Hospitalizations	22,243	(6% of all cases)
Deaths	5,345	(1% of all cases)
New deaths	138	

New deaths are those identified since last report.

Cases in facility staff/residents

Collier		
Long-term care	394	(5% of all cases)
Correctional	8	(0% of all cases)

Statewide

Long-term care	20,978	(6% of all cases)
Correctional	6,442	(2% of all cases)

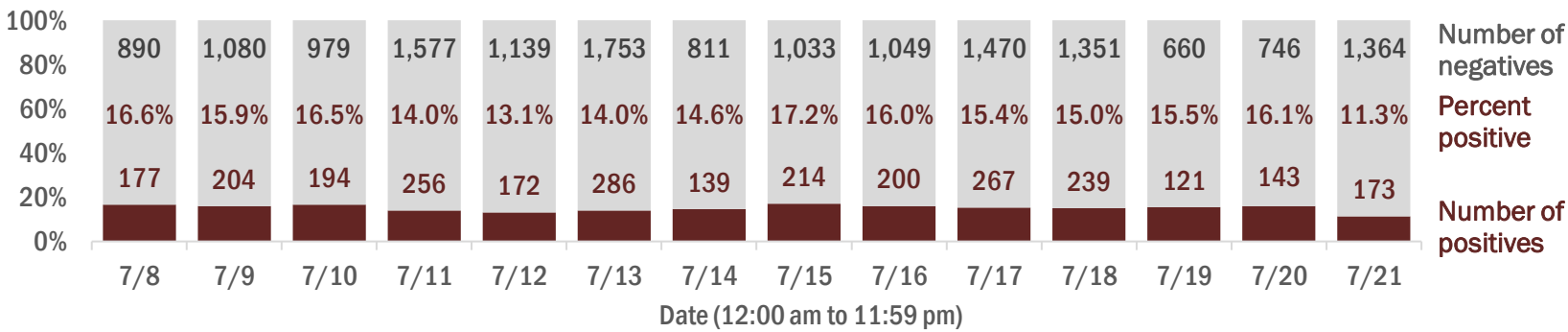
Age group	All cases	New cases (7/21)	Hospitalizations	Deaths
0-4 years	220 3%	3 2%	10 2%	0 0%
5-14 years	433 5%	10 6%	5 1%	0 0%
15-24 years	1,463 18%	28 16%	17 3%	0 0%
25-34 years	1,379 17%	26 15%	38 7%	1 1%
35-44 years	1,396 17%	26 15%	61 11%	4 4%
45-54 years	1,280 16%	31 18%	84 15%	5 4%
55-64 years	962 12%	24 14%	79 14%	8 7%
65-74 years	527 6%	12 7%	99 18%	25 22%
75-84 years	336 4%	11 6%	103 19%	31 27%
85+ years	152 2%	2 1%	59 11%	40 35%
Unknown	1 0%	0 0%	0 0%	0 0%
Total	8,149	173	555	114

Hospitalization counts include anyone who was hospitalized at some point during their illness. It does not reflect the number of people currently hospitalized.
Other race includes any person with a race of American Indian/Alaskan native, Asian, native Hawaiian/Pacific Islander, or other.

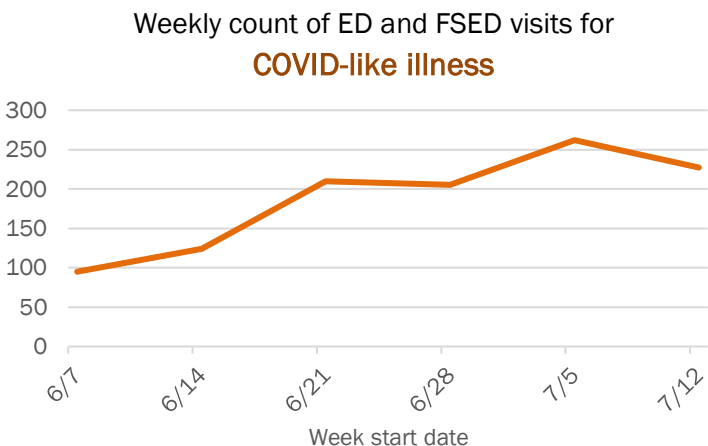
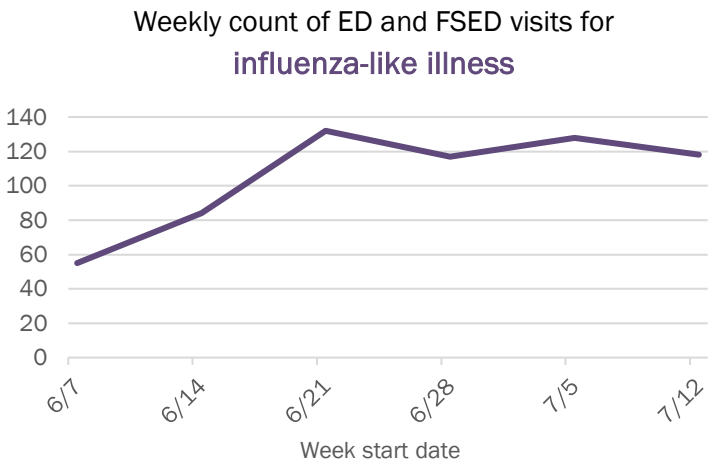
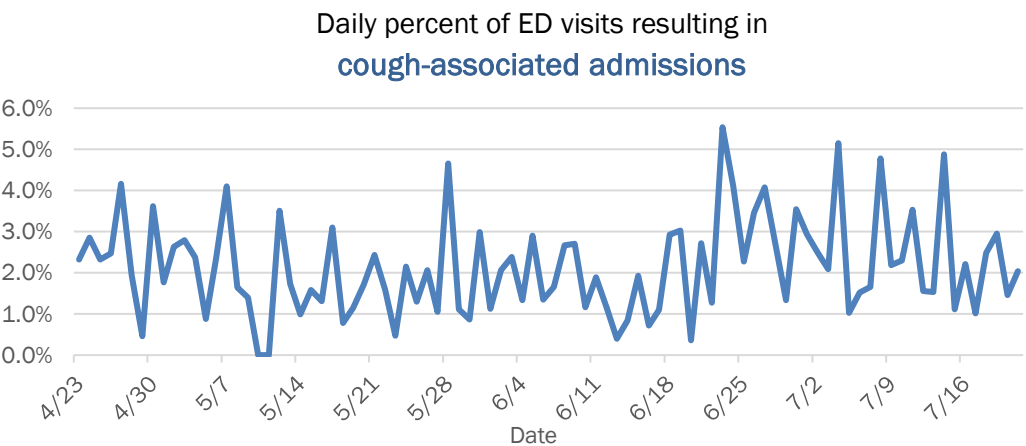
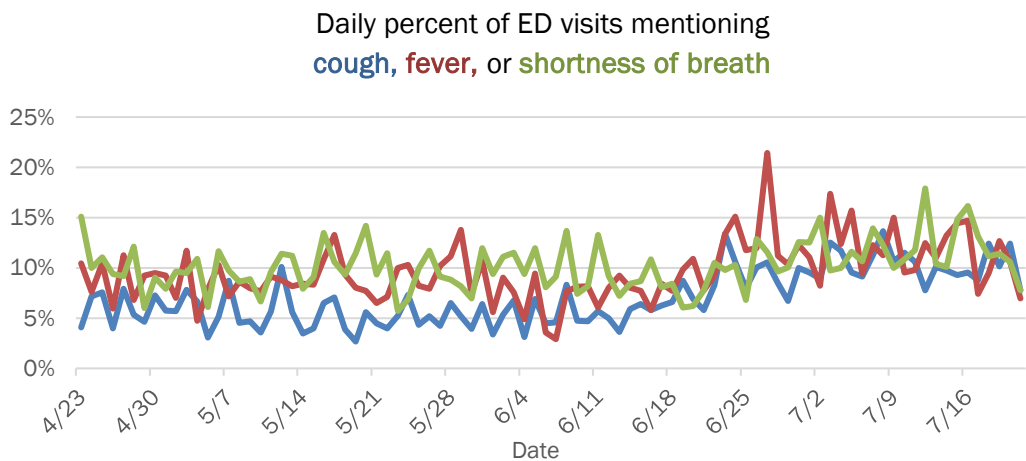
Laboratory testing for Florida residents and non-Florida residents over the past 2 weeks

Percent positivity for new cases

These counts include the number of people for whom the department received PCR or antigen laboratory results by day. This percent is the number of people who test positive for the first time divided by all the people tested that day, excluding people who have previously tested positive.



Emergency department (ED) and freestanding ED (FSED) chief complaint and admission data for Collier County



The Electronic Surveillance System for the Early Notification of Community-Based Epidemics (ESSENCE-FL) includes chief complaint data from 211 of 212 Florida EDs and 77 of 80 Florida FSEDs. Data are transmitted electronically to ESSENCE-FL daily or hourly.