

COVID-19: summary for Collier County

Data through Oct 24, 2020 verified as of Oct 25, 2020 at 09:25 AM

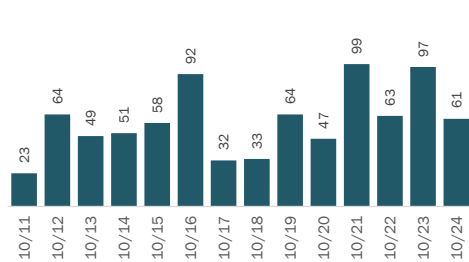
Data in this report are provisional and subject to change.

Cases: people with positive PCR or antigen test result

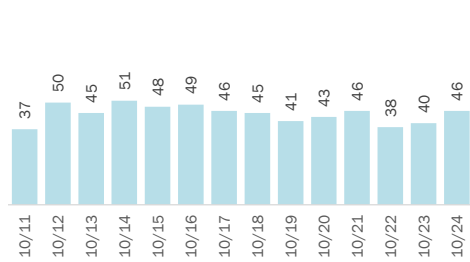
Total cases	14,087
Florida residents	13,924
Non-Florida residents	163
Type of case	
PCR positive	12,734
Antigen positive	1,190
Gender for Florida residents	
Men	6,801
Women	7,071
Unknown	52
Age for Florida residents	
Range	0 - 104
Median age	41

Cases in Florida residents by date case confirmed

Cases



Median age



Race, ethnicity	Cases	Hospitalizations	Deaths
White	7,293	52%	661
Hispanic	3,634	26%	256
Non-Hispanic	3,149	23%	382
Unknown ethnicity	510	4%	23
Black	825	6%	90
Hispanic	47	0%	1
Non-Hispanic	719	5%	88
Unknown ethnicity	59	0%	1
Other	1,557	11%	107
Hispanic	1,005	7%	82
Non-Hispanic	374	3%	22
Unknown ethnicity	178	1%	3
Unknown race	4,249	31%	122
Hispanic	594	4%	28
Non-Hispanic	228	2%	4
Unknown ethnicity	3,427	25%	90
Total	13,924	980	253

Outcomes for Florida residents

Collier		
Hospitalizations	980	(7% of all cases)
Deaths	253	(2% of all cases)

Statewide

Hospitalizations	48,207	(6% of all cases)
Deaths	16,429	(2% of all cases)

Cases in facility staff/residents

Collier		
Long-term care	732	(5% of all cases)
Correctional	86	(1% of all cases)

Statewide

Long-term care	50,250	(7% of all cases)
Correctional	23,983	(3% of all cases)

Age group	All cases	New cases (10/24)	Hospitalizations	Deaths
0-4 years	345	3	14	0
5-14 years	702	4	6	0
15-24 years	2,334	9	35	0
25-34 years	2,222	7	69	2
35-44 years	2,254	6	106	5
45-54 years	2,219	7	130	10
55-64 years	1,765	14	149	25
65-74 years	1,056	4	157	45
75-84 years	670	6	185	71
85+ years	354	1	129	95
Unknown	3	0	0	0
Total	13,924	61	980	253

Hospitalization counts include anyone who was hospitalized at some point during their illness. It does not reflect the number of people currently hospitalized.
Other race includes any person with a race of American Indian/Alaskan native, Asian, native Hawaiian/Pacific Islander, or other.

COVID-19: summary for Collier County

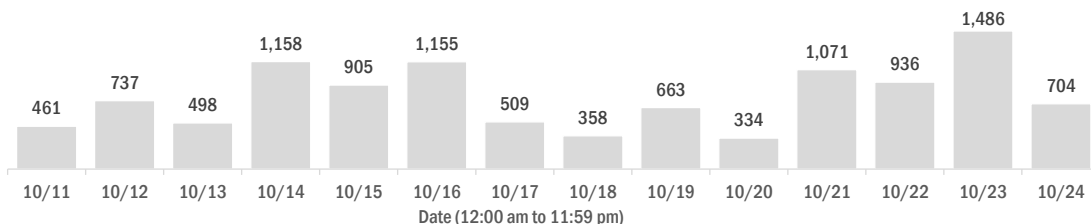
Data through Oct 24, 2020 verified as of Oct 25, 2020 at 09:25 AM

Data in this report are provisional and subject to change.

Laboratory testing for Florida residents over the past 2 weeks

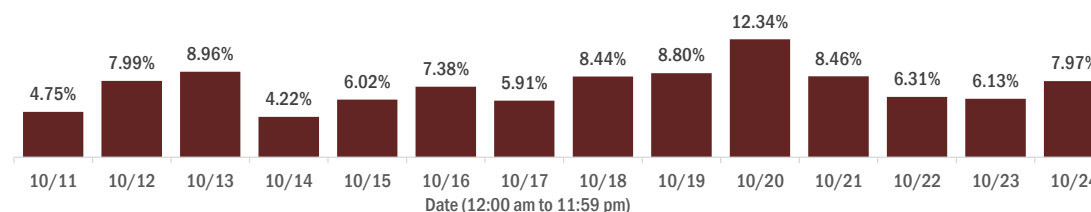
Number of Florida residents who tested negative per day

These counts include the number of people for whom the Department received negative PCR or antigen laboratory results by day. People who tested negative on multiple days will be included once for each day they are tested. Negative results for persons who have previously tested positive are excluded.



Percent positivity for new cases in Florida residents

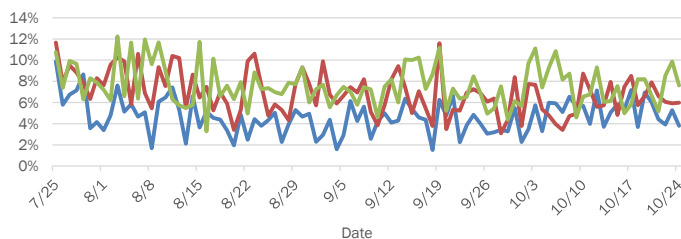
These counts include the number of Florida residents for whom the department received PCR or antigen laboratory results by day. This percent is the number of people who test positive for the first time divided by all the people tested that day, excluding people who have previously tested positive.



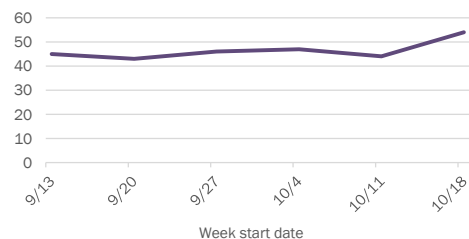
* A data dump of previously reported lab results prevented the reporting system from normal processing of lab results on Oct 9, causing an inaccurate representation of data for Oct 9 and 10. The most accurate way to interpret percent positivity for these 2 days is as a 2-day average, which was 5.78%

Emergency department (ED) and freestanding ED (FSED) chief complaint and admission data for Collier County

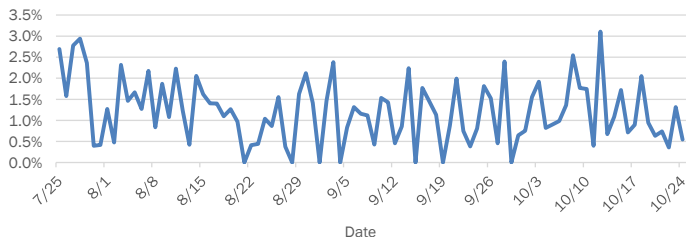
Daily percent of ED visits mentioning cough, fever, or shortness of breath



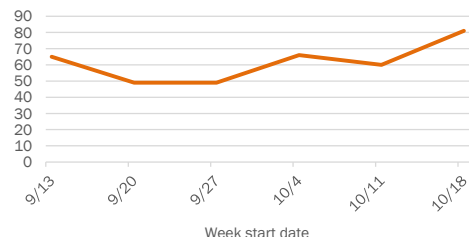
Weekly count of ED and FSED visits for influenza-like illness



Daily percent of ED visits resulting in cough-associated admissions



Weekly count of ED and FSED visits for COVID-like illness



The Electronic Surveillance System for the Early Notification of Community-Based Epidemics (ESSENCE-FL) includes chief complaint data from 211 of 211 Florida EDs and 86 of 88 Florida FSEDs. Data are transmitted electronically to ESSENCE-FL daily or hourly.