

COVID-19: summary for Collier County

Data through Sep 27, 2020 verified as of Sep 28, 2020 at 09:25 AM

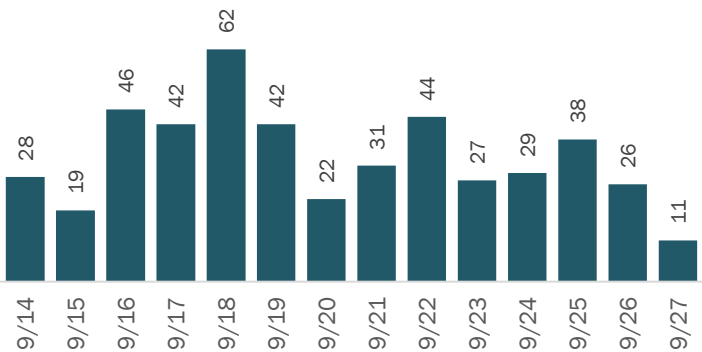
Data in this report are provisional and subject to change.

Cases: people with positive PCR or antigen test result

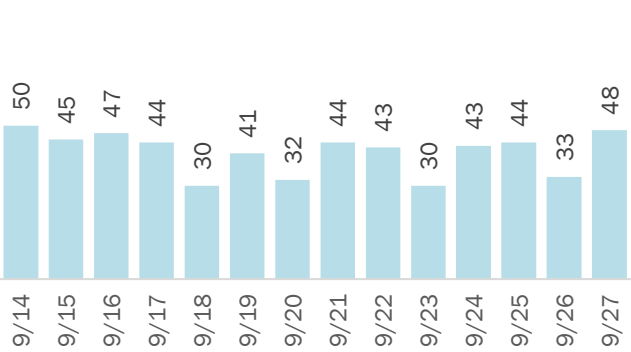
Total cases	12,692
Florida residents	12,575
Non-Florida residents	117
Type of case	
PCR positive	11,753
Antigen positive	822
Gender for Florida residents	
Men	6,130
Women	6,400
Unknown	45
Age for Florida residents	
Range	0 - 104
Median age	40

Cases in Florida residents by date case confirmed

Cases



Median age



Race, ethnicity	Cases	Hospitalizations	Deaths
White	6,340 50%	589 65%	152 70%
Hispanic	3,377 27%	240 26%	35 16%
Non-Hispanic	2,456 20%	325 36%	109 50%
Unknown ethnicity	507 4%	24 3%	8 4%
Black	779 6%	86 9%	18 8%
Hispanic	44 0%	1 0%	0 0%
Non-Hispanic	672 5%	84 9%	16 7%
Unknown ethnicity	63 1%	1 0%	2 1%
Other	1,471 12%	100 11%	13 6%
Hispanic	966 8%	75 8%	9 4%
Non-Hispanic	318 3%	22 2%	3 1%
Unknown ethnicity	187 1%	3 0%	1 0%
Unknown race	3,985 32%	133 15%	33 15%
Hispanic	587 5%	33 4%	2 1%
Non-Hispanic	134 1%	6 1%	2 1%
Unknown ethnicity	3,264 26%	94 10%	29 13%
Total	12,575	908	216

Outcomes for Florida residents

Collier	
Hospitalizations	908 (7% of all cases)
Deaths	216 (2% of all cases)
New deaths	0

Statewide

Hospitalizations	43,606 (6% of all cases)
Deaths	14,037 (2% of all cases)
New deaths	5

New deaths are those identified since last report.

Cases in facility staff/residents

Collier	
Long-term care	706 (6% of all cases)
Correctional	85 (1% of all cases)

Statewide

Long-term care	46,440 (7% of all cases)
Correctional	22,721 (3% of all cases)

Age group	All cases	New cases (9/27)	Hospitalizations	Deaths
0-4 years	336 3%	1 9%	14 2%	0 0%
5-14 years	653 5%	0 0%	6 1%	0 0%
15-24 years	2,117 17%	0 0%	34 4%	0 0%
25-34 years	2,019 16%	4 36%	64 7%	1 0%
35-44 years	2,094 17%	0 0%	101 11%	5 2%
45-54 years	1,993 16%	2 18%	123 14%	8 4%
55-64 years	1,550 12%	2 18%	135 15%	19 9%
65-74 years	893 7%	1 9%	145 16%	40 19%
75-84 years	591 5%	1 9%	169 19%	65 30%
85+ years	323 3%	0 0%	117 13%	78 36%
Unknown	6 0%	0 0%	0 0%	0 0%
Total	12,575	11	908	216

Hospitalization counts include anyone who was hospitalized at some point during their illness. It does not reflect the number of people currently hospitalized.

Other race includes any person with a race of American Indian/Alaskan native, Asian, native Hawaiian/Pacific Islander, or other.

COVID-19: summary for Collier County

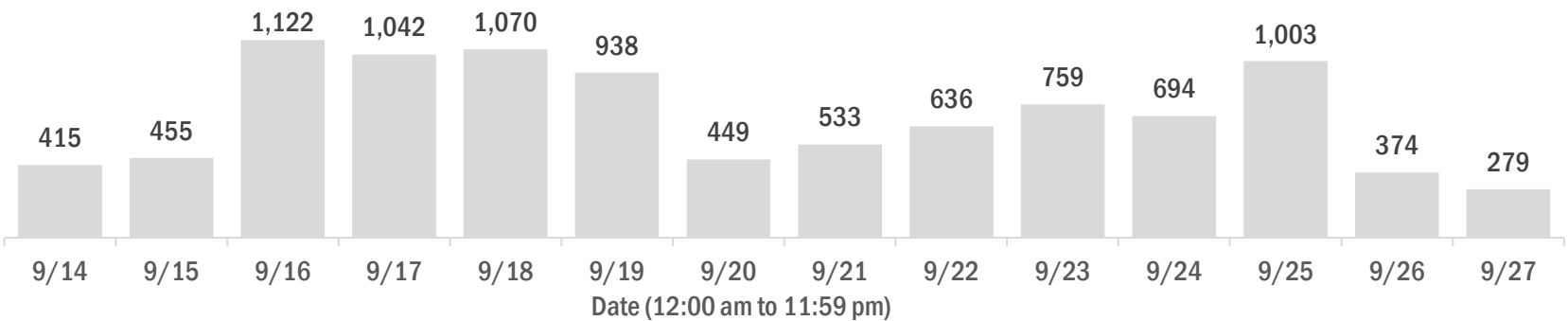
Data through Sep 27, 2020 verified as of Sep 28, 2020 at 09:25 AM

Data in this report are provisional and subject to change.

Laboratory testing for Florida residents over the past 2 weeks

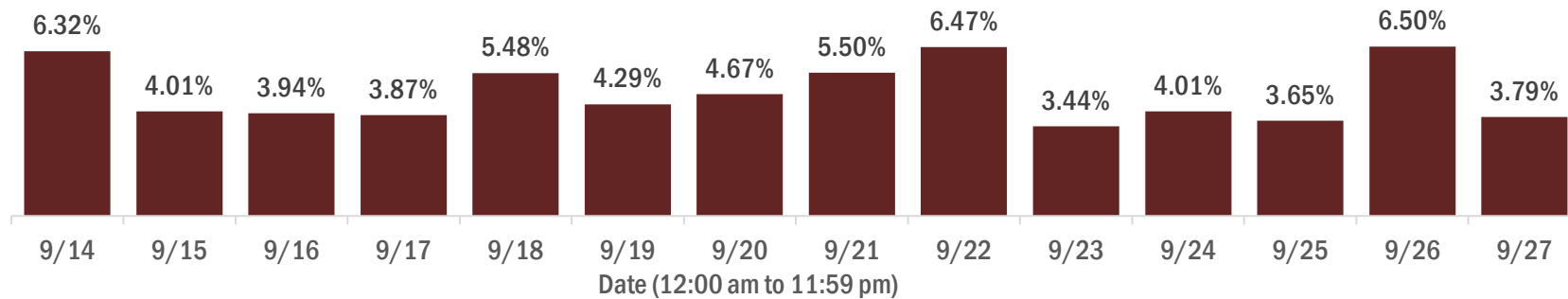
Number of Florida residents who tested negative per day

These counts include the number of people for whom the Department received negative PCR or antigen laboratory results by day. People who tested negative on multiple days will be included once for each day they are tested. Negative results for persons who have previously tested positive are excluded.



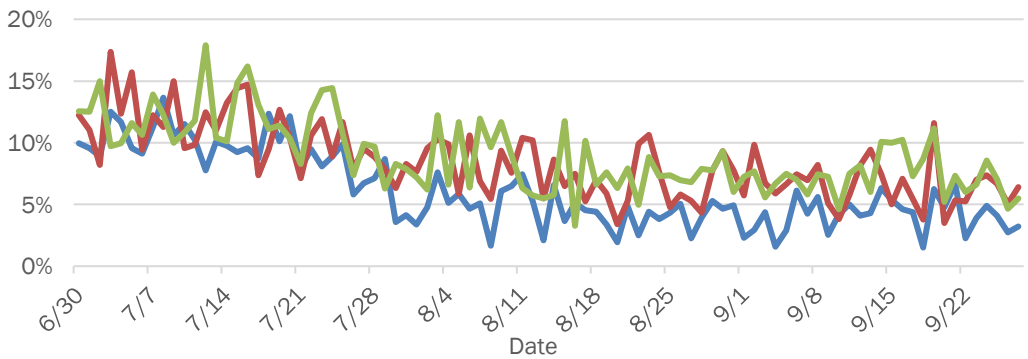
Percent positivity for new cases in Florida residents

These counts include the number of Florida residents for whom the department received PCR or antigen laboratory results by day. This percent is the number of people who test positive for the first time divided by all the people tested that day, excluding people who have previously tested positive.

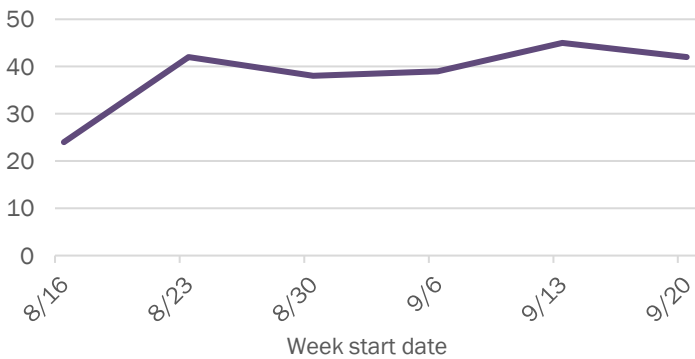


Emergency department (ED) and freestanding ED (FSED) chief complaint and admission data for Collier County

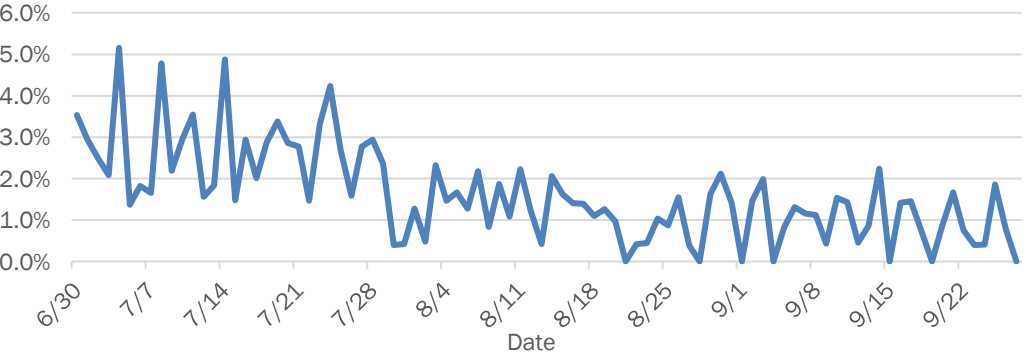
Daily percent of ED visits mentioning cough, fever, or shortness of breath



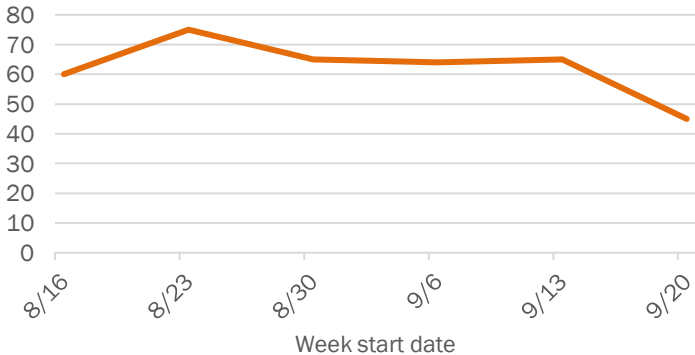
Weekly count of ED and FSED visits for influenza-like illness



Daily percent of ED visits resulting in cough-associated admissions



Weekly count of ED and FSED visits for COVID-like illness



The Electronic Surveillance System for the Early Notification of Community-Based Epidemics (ESSENCE-FL) includes chief complaint data from 211 of 212 Florida EDs and 77 of 80 Florida FSEDs. Data are transmitted electronically to ESSENCE-FL daily or hourly.