

COVID-19: summary for Collier County

Data through Oct 12, 2020 verified as of Oct 13, 2020 at 09:25 AM

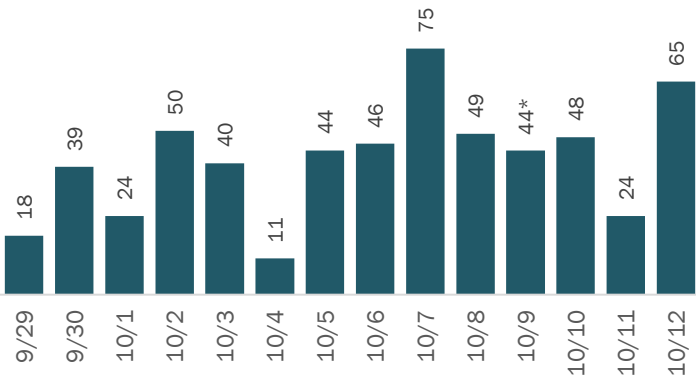
Data in this report are provisional and subject to change.

Cases: people with positive PCR or antigen test result

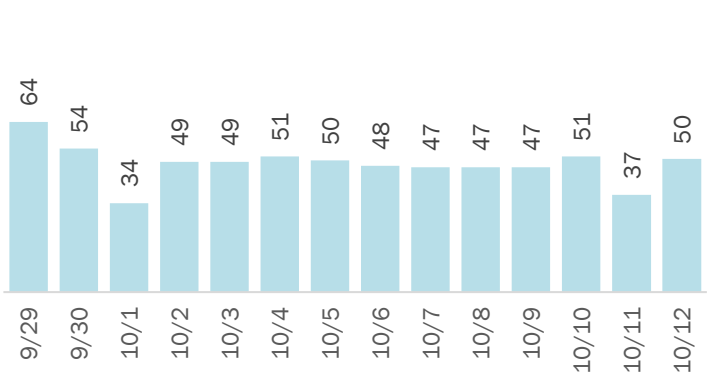
Total cases	13,330
Florida residents	13,186
Non-Florida residents	144
Type of case	
PCR positive	12,223
Antigen positive	963
Gender for Florida residents	
Men	6,449
Women	6,690
Unknown	47
Age for Florida residents	
Range	0 - 104
Median age	40

Cases in Florida residents by date case confirmed

Cases



Median age



Race, ethnicity	Cases	Hospitalizations	Deaths
White	6,744 51%	632 66%	176 74%
Hispanic	3,471 26%	248 26%	41 17%
Non-Hispanic	2,754 21%	361 38%	129 54%
Unknown ethnicity	519 4%	23 2%	6 3%
Black	799 6%	87 9%	20 8%
Hispanic	45 0%	1 0%	0 0%
Non-Hispanic	687 5%	85 9%	18 8%
Unknown ethnicity	67 1%	1 0%	2 1%
Other	1,500 11%	106 11%	14 6%
Hispanic	979 7%	81 9%	9 4%
Non-Hispanic	337 3%	22 2%	4 2%
Unknown ethnicity	184 1%	3 0%	1 0%
Unknown race	4,143 31%	126 13%	29 12%
Hispanic	593 4%	31 3%	2 1%
Non-Hispanic	178 1%	5 1%	2 1%
Unknown ethnicity	3,372 26%	90 9%	25 10%
Total	13,186	951	239

Outcomes for Florida residents

Collier		
Hospitalizations	951	(7% of all cases)
Deaths	239	(2% of all cases)

Statewide

Hospitalizations	46,225	(6% of all cases)
Deaths	15,531	(2% of all cases)

Cases in facility staff/residents

Collier		
Long-term care	716	(5% of all cases)
Correctional	85	(1% of all cases)

Statewide

Long-term care	48,585	(7% of all cases)
Correctional	23,530	(3% of all cases)

Age group	All cases	New cases (10/12)	Hospitalizations	Deaths
0-4 years	342 3%	0 0%	14 1%	0 0%
5-14 years	675 5%	0 0%	6 1%	0 0%
15-24 years	2,211 17%	14 22%	35 4%	0 0%
25-34 years	2,112 16%	8 12%	66 7%	2 1%
35-44 years	2,158 16%	7 11%	104 11%	5 2%
45-54 years	2,087 16%	13 20%	129 14%	10 4%
55-64 years	1,649 13%	6 9%	145 15%	23 10%
65-74 years	990 8%	12 18%	152 16%	43 18%
75-84 years	623 5%	4 6%	176 19%	68 28%
85+ years	336 3%	1 2%	124 13%	88 37%
Unknown	3 0%	0 0%	0 0%	0 0%
Total	13,186	65	951	239

Hospitalization counts include anyone who was hospitalized at some point during their illness. It does not reflect the number of people currently hospitalized.

Other race includes any person with a race of American Indian/Alaskan native, Asian, native Hawaiian/Pacific Islander, or other.

COVID-19: summary for Collier County

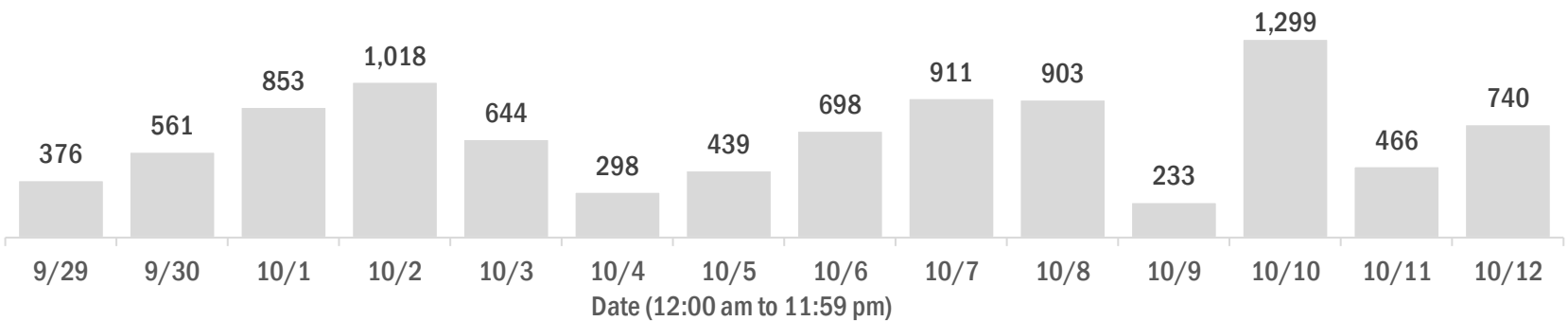
Data through Oct 12, 2020 verified as of Oct 13, 2020 at 09:25 AM

Data in this report are provisional and subject to change.

Laboratory testing for Florida residents over the past 2 weeks

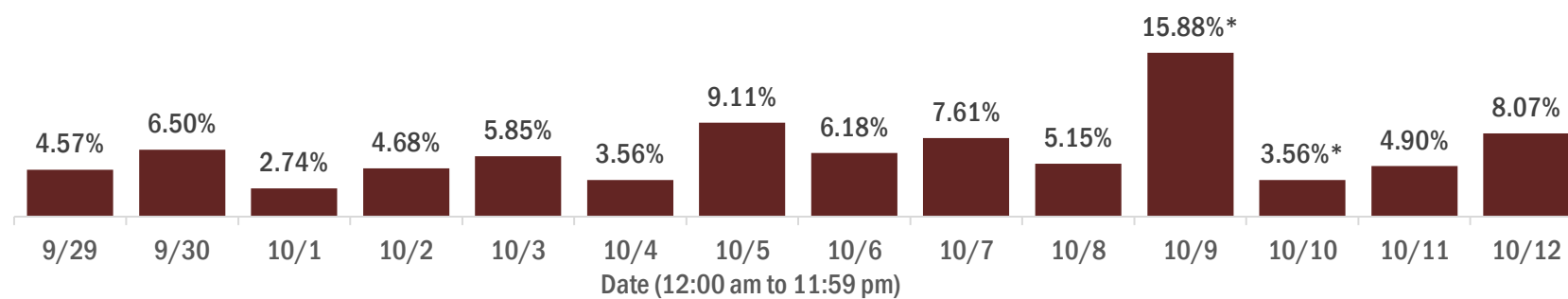
Number of Florida residents who tested negative per day

These counts include the number of people for whom the Department received negative PCR or antigen laboratory results by day. People who tested negative on multiple days will be included once for each day they are tested. Negative results for persons who have previously tested positive are excluded.



Percent positivity for new cases in Florida residents

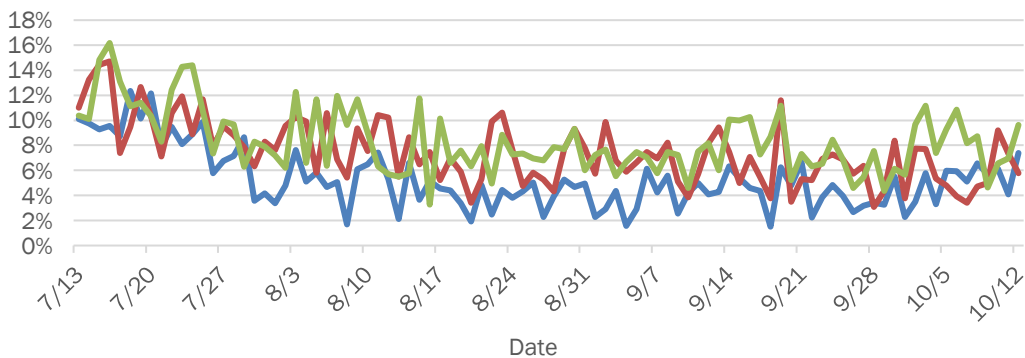
These counts include the number of Florida residents for whom the department received PCR or antigen laboratory results by day. This percent is the number of people who test positive for the first time divided by all the people tested that day, excluding people who have previously tested positive.



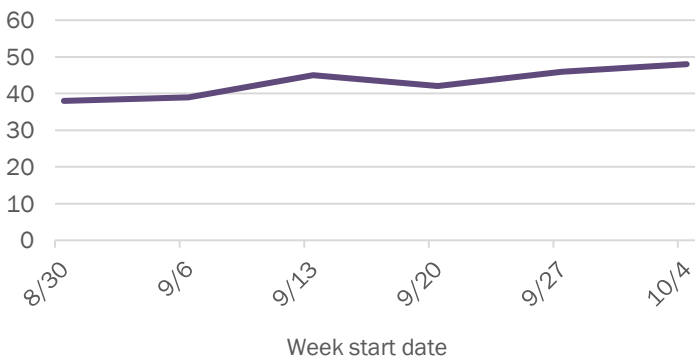
* A data dump of previously reported lab results prevented the reporting system from normal processing of lab results on Oct 9, causing an inaccurate representation of data for Oct 9 and 10. The most accurate way to interpret percent positivity for these 2 days is as a 2-day average, which was 5.67%

Emergency department (ED) and freestanding ED (FSED) chief complaint and admission data for Collier County

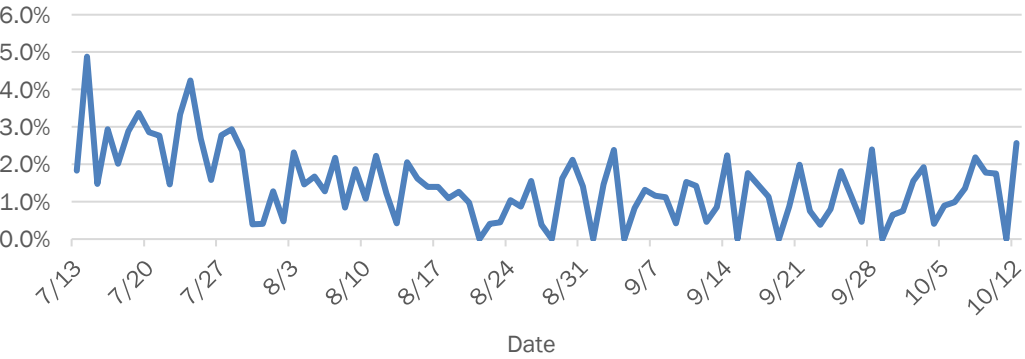
Daily percent of ED visits mentioning cough, fever, or shortness of breath



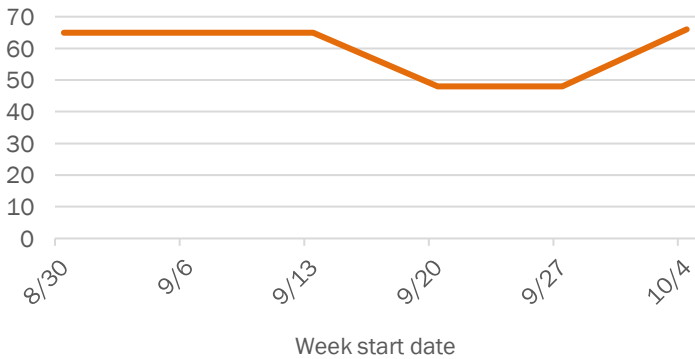
Weekly count of ED and FSED visits for influenza-like illness



Daily percent of ED visits resulting in cough-associated admissions



Weekly count of ED and FSED visits for COVID-like illness



The Electronic Surveillance System for the Early Notification of Community-Based Epidemics (ESSENCE-FL) includes chief complaint data from 211 of 211 Florida EDs and 86 of 88 Florida FSEDs. Data are transmitted electronically to ESSENCE-FL daily or hourly.