

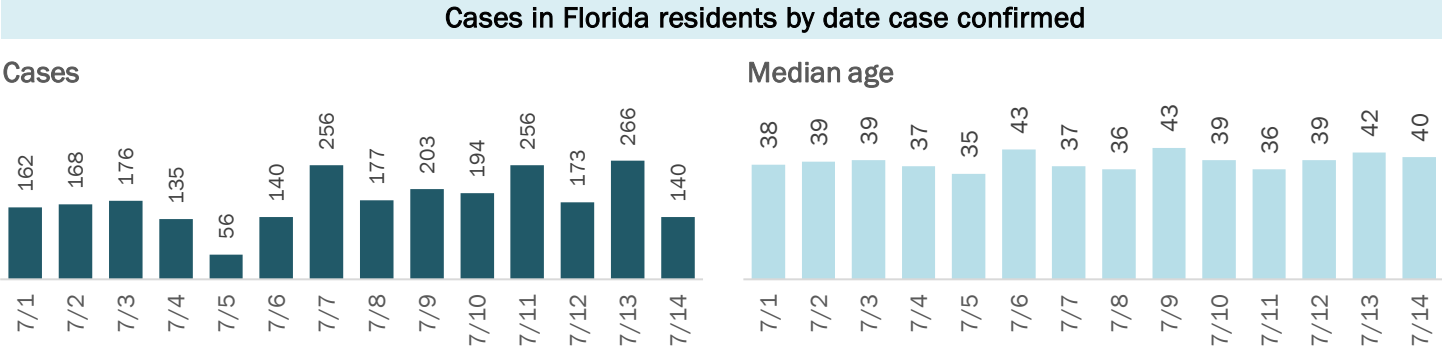
COVID-19: summary for Collier County

Data through Jul 14, 2020 verified as of Jul 15, 2020 at 09:25 AM

Data in this report are provisional and subject to change.

Cases: people with positive PCR or antigen test result

Total cases	6,872
Florida residents	6,775
Non-Florida residents	97
Gender for Florida residents	
Men	3,357
Women	3,378
Unknown	14
Age for Florida residents	
Range	0 - 101
Median age	38



Race, ethnicity	Cases	Hospitalizations	Deaths
White	3,259 48%	316 65%	73 74%
Hispanic	1,994 29%	144 30%	21 21%
Non-Hispanic	1,047 15%	168 35%	50 51%
Unknown ethnicity	218 3%	4 1%	2 2%
Black	347 5%	48 10%	10 10%
Hispanic	17 0%	1 0%	0 0%
Non-Hispanic	291 4%	47 10%	8 8%
Unknown ethnicity	39 1%	0 0%	2 2%
Other	498 7%	51 10%	4 4%
Hispanic	395 6%	41 8%	3 3%
Non-Hispanic	58 1%	9 2%	0 0%
Unknown ethnicity	45 1%	1 0%	1 1%
Unknown race	2,671 39%	71 15%	12 12%
Hispanic	394 6%	18 4%	1 1%
Non-Hispanic	55 1%	2 0%	1 1%
Unknown ethnicity	2,222 33%	51 10%	10 10%
Total	6,775	486	99

Outcomes for Florida residents		
Collier		
Hospitalizations	486	(7% of all cases)
Deaths	99	(1% of all cases)
New deaths	3	

Statewide		
Hospitalizations	19,334	(6% of all cases)
Deaths	4,521	(2% of all cases)
New deaths	112	

New deaths are those identified since last report.

Cases in facility staff/residents		
Collier		
Long-term care	361	(5% of all cases)
Correctional	7	(0% of all cases)

Statewide		
Long-term care	17,867	(6% of all cases)
Correctional	5,307	(2% of all cases)

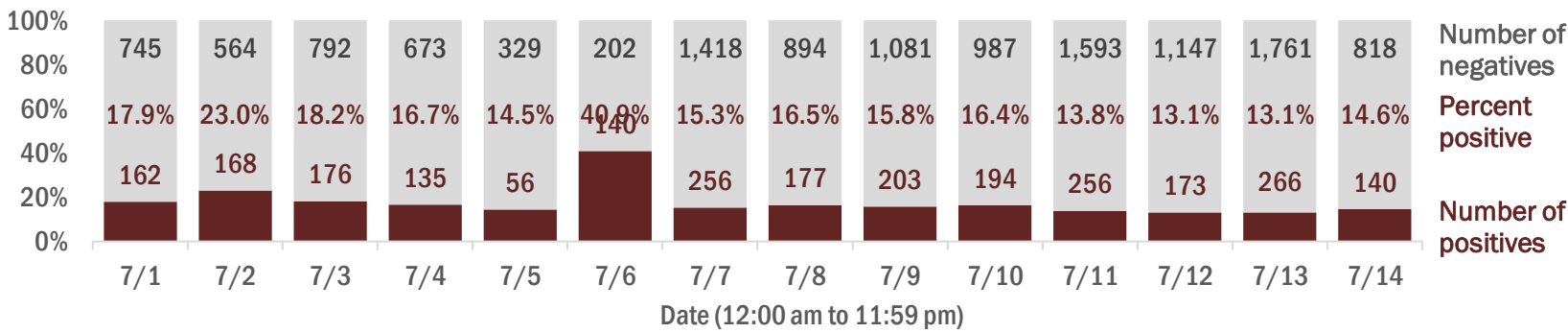
Age group	All cases	New cases (7/14)	Hospitalizations	Deaths
0-4 years	189 3%	6 4%	9 2%	0 0%
5-14 years	357 5%	9 6%	5 1%	0 0%
15-24 years	1,247 18%	24 17%	16 3%	0 0%
25-34 years	1,149 17%	17 12%	30 6%	1 1%
35-44 years	1,165 17%	22 16%	54 11%	4 4%
45-54 years	1,039 15%	25 18%	72 15%	4 4%
55-64 years	790 12%	19 14%	68 14%	8 8%
65-74 years	424 6%	10 7%	87 18%	22 22%
75-84 years	287 4%	5 4%	92 19%	28 28%
85+ years	128 2%	3 2%	53 11%	32 32%
Unknown	0 0%	0 0%	0 0%	0 0%
Total	6,775	140	486	99

Hospitalization counts include anyone who was hospitalized at some point during their illness. It does not reflect the number of people currently hospitalized.
Other race includes any person with a race of American Indian/Alaskan native, Asian, native Hawaiian/Pacific Islander, or other.

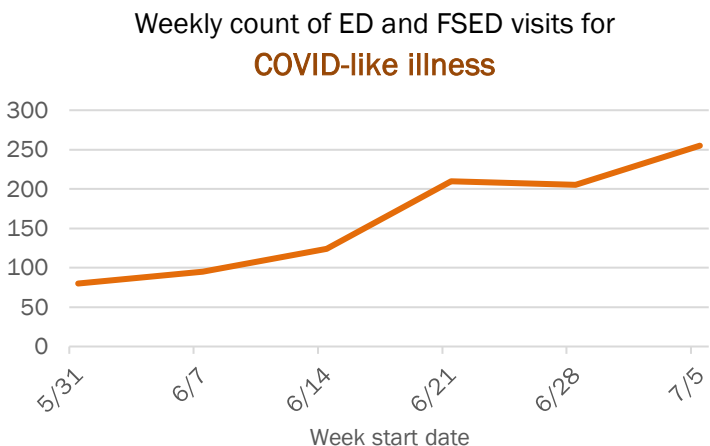
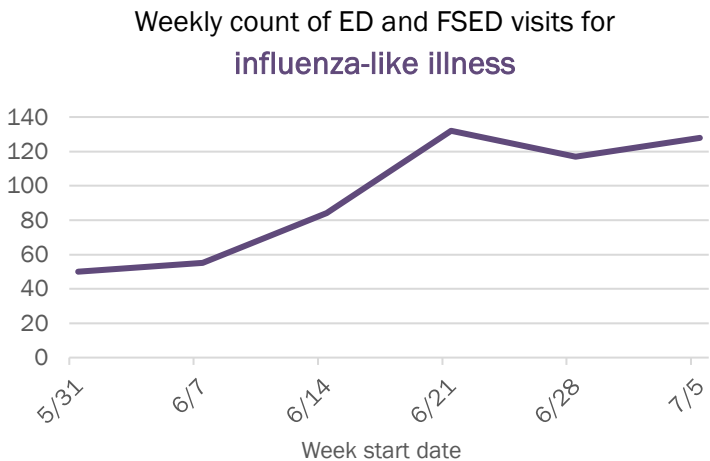
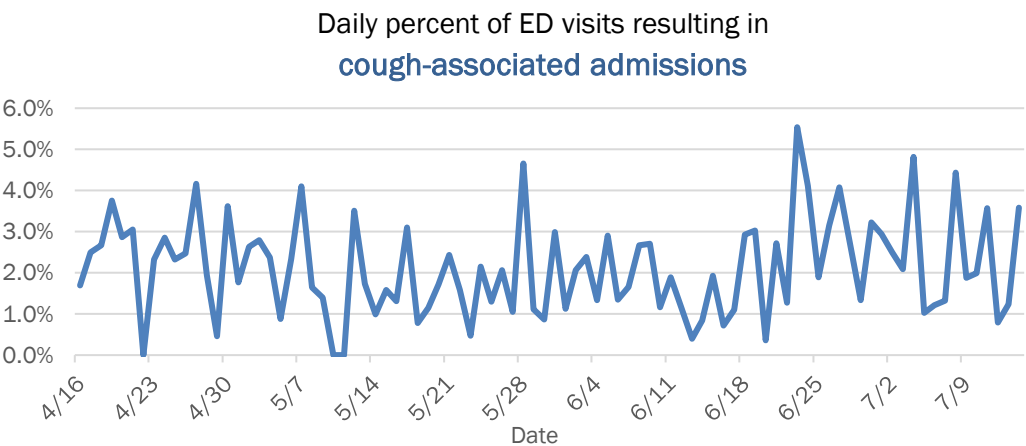
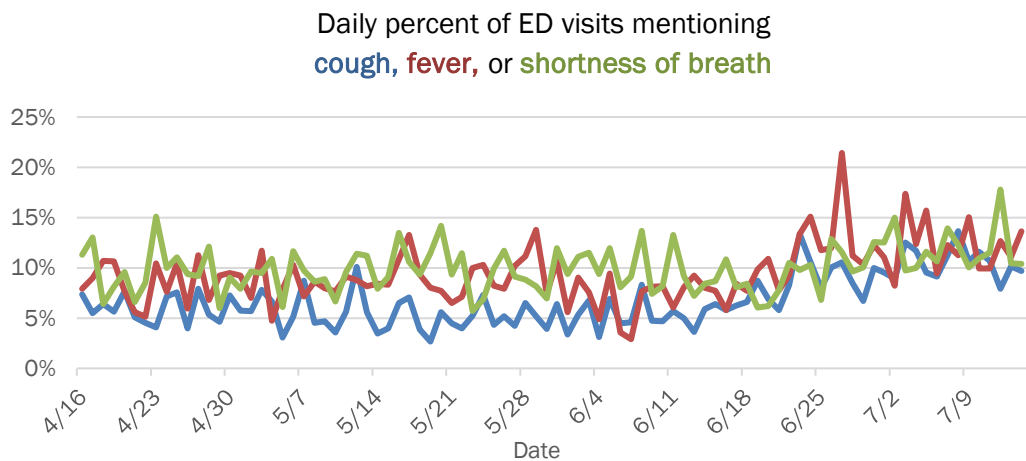
Laboratory testing for Florida residents and non-Florida residents over the past 2 weeks

Percent positivity for new cases

These counts include the number of people for whom the department received PCR or antigen laboratory results by day. This percent is the number of people who test positive for the first time divided by all the people tested that day, excluding people who have previously tested positive.



Emergency department (ED) and freestanding ED (FSED) chief complaint and admission data for Collier County



The Electronic Surveillance System for the Early Notification of Community-Based Epidemics (ESSENCE-FL) includes chief complaint data from 211 of 212 Florida EDs and 77 of 80 Florida FSEDs. Data are transmitted electronically to ESSENCE-FL daily or hourly.