

COVID-19: summary for Collier County

Data through Oct 20, 2020 verified as of Oct 21, 2020 at 01:25 PM

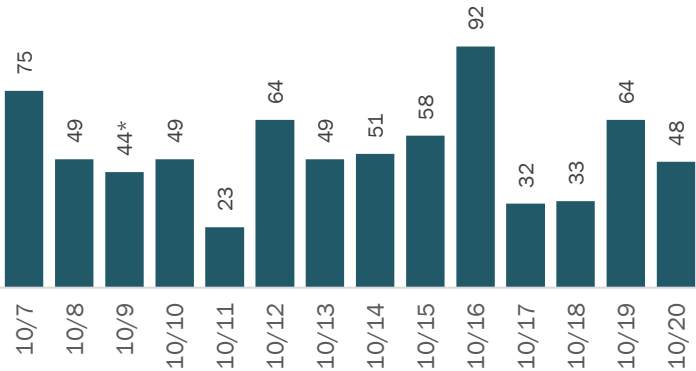
Data in this report are provisional and subject to change.

Cases: people with positive PCR or antigen test result

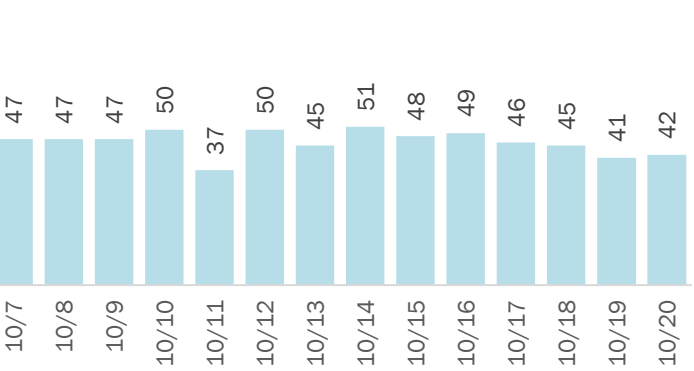
Total cases	13,762
Florida residents	13,606
Non-Florida residents	156
Type of case	
PCR positive	12,504
Antigen positive	1,102
Gender for Florida residents	
Men	6,638
Women	6,918
Unknown	50
Age for Florida residents	
Range	0 - 104
Median age	41

Cases in Florida residents by date case confirmed

Cases



Median age



Race, ethnicity	Cases	Hospitalizations	Deaths
White	7,110 52%	652 67%	194 78%
Hispanic	3,586 26%	254 26%	49 20%
Non-Hispanic	3,022 22%	376 39%	138 55%
Unknown ethnicity	502 4%	22 2%	7 3%
Black	815 6%	89 9%	22 9%
Hispanic	47 0%	1 0%	1 0%
Non-Hispanic	707 5%	87 9%	19 8%
Unknown ethnicity	61 0%	1 0%	2 1%
Other	1,533 11%	106 11%	15 6%
Hispanic	996 7%	81 8%	10 4%
Non-Hispanic	363 3%	22 2%	4 2%
Unknown ethnicity	174 1%	3 0%	1 0%
Unknown race	4,148 30%	122 13%	18 7%
Hispanic	588 4%	29 3%	0 0%
Non-Hispanic	191 1%	4 0%	1 0%
Unknown ethnicity	3,369 25%	89 9%	17 7%
Total	13,606	969	249

Outcomes for Florida residents

Collier		
Hospitalizations	969	(7% of all cases)
Deaths	249	(2% of all cases)

Statewide

Hospitalizations	47,628	(6% of all cases)
Deaths	16,210	(2% of all cases)

Cases in facility staff/residents

Collier		
Long-term care	728	(5% of all cases)
Correctional	86	(1% of all cases)

Statewide

Long-term care	49,730	(7% of all cases)
Correctional	23,789	(3% of all cases)

Age group	All cases	New cases (10/20)	Hospitalizations	Deaths
0-4 years	342 3%	0 0%	14 1%	0 0%
5-14 years	685 5%	2 4%	6 1%	0 0%
15-24 years	2,276 17%	13 27%	35 4%	0 0%
25-34 years	2,175 16%	5 10%	68 7%	2 1%
35-44 years	2,217 16%	5 10%	105 11%	5 2%
45-54 years	2,160 16%	10 21%	130 13%	10 4%
55-64 years	1,719 13%	5 10%	147 15%	23 9%
65-74 years	1,032 8%	6 13%	155 16%	45 18%
75-84 years	648 5%	1 2%	180 19%	71 29%
85+ years	349 3%	1 2%	129 13%	93 37%
Unknown	3 0%	0 0%	0 0%	0 0%
Total	13,606	48	969	249

Hospitalization counts include anyone who was hospitalized at some point during their illness. It does not reflect the number of people currently hospitalized.

Other race includes any person with a race of American Indian/Alaskan native, Asian, native Hawaiian/Pacific Islander, or other.

COVID-19: summary for Collier County

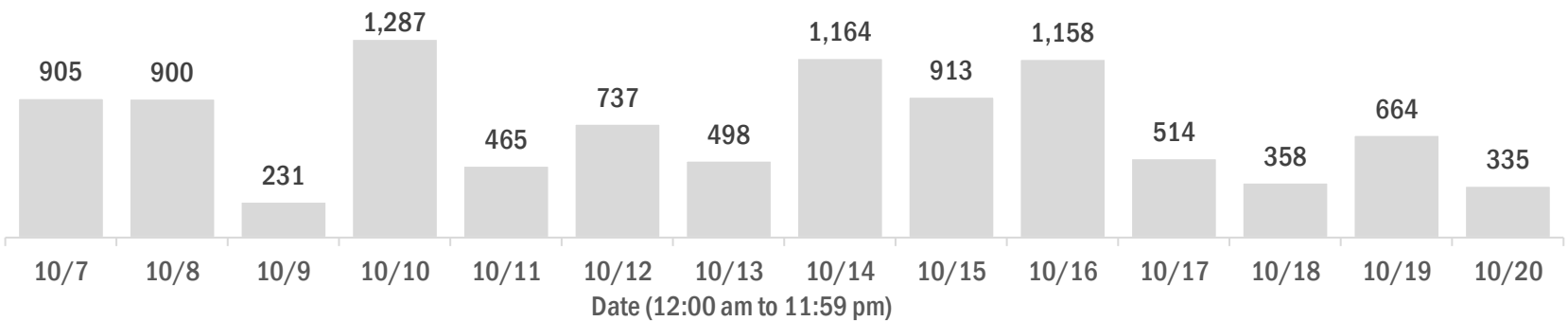
Data through Oct 20, 2020 verified as of Oct 21, 2020 at 01:25 PM

Data in this report are provisional and subject to change.

Laboratory testing for Florida residents over the past 2 weeks

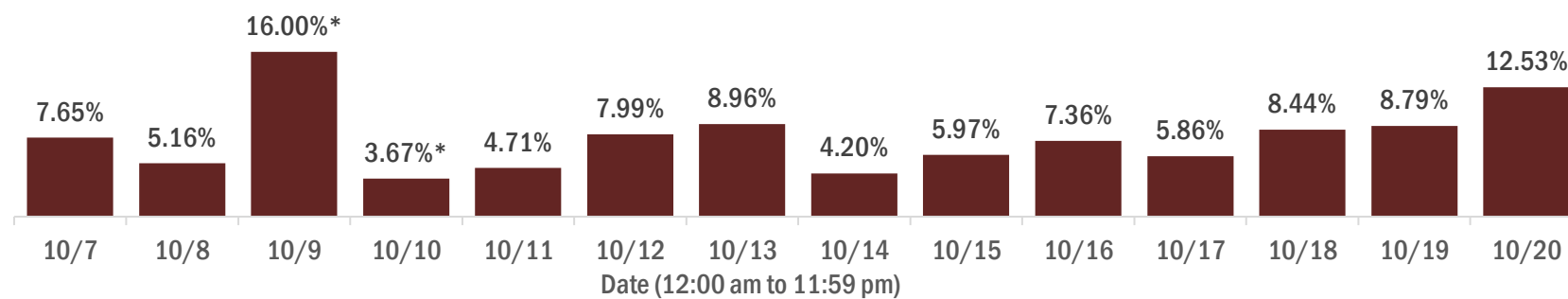
Number of Florida residents who tested negative per day

These counts include the number of people for whom the Department received negative PCR or antigen laboratory results by day. People who tested negative on multiple days will be included once for each day they are tested. Negative results for persons who have previously tested positive are excluded.



Percent positivity for new cases in Florida residents

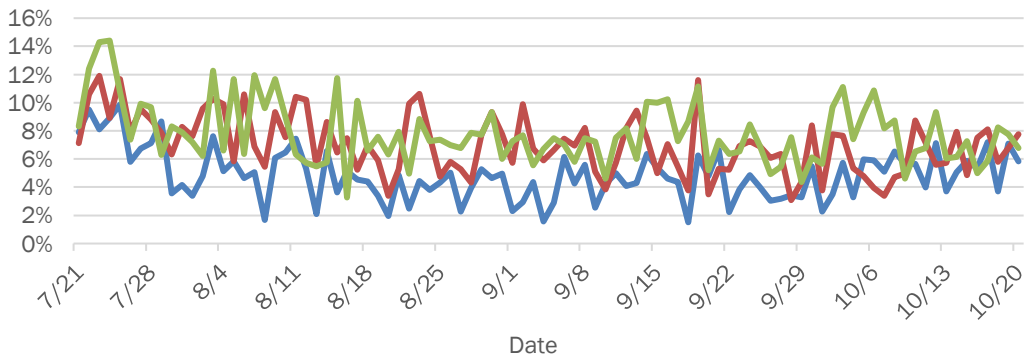
These counts include the number of Florida residents for whom the department received PCR or antigen laboratory results by day. This percent is the number of people who test positive for the first time divided by all the people tested that day, excluding people who have previously tested positive.



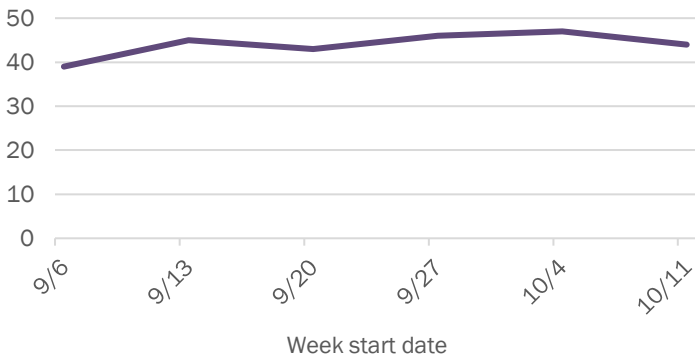
* A data dump of previously reported lab results prevented the reporting system from normal processing of lab results on Oct 9, causing an inaccurate representation of data for Oct 9 and 10. The most accurate way to interpret percent positivity for these 2 days is as a 2-day average, which was 5.77%

Emergency department (ED) and freestanding ED (FSED) chief complaint and admission data for Collier County

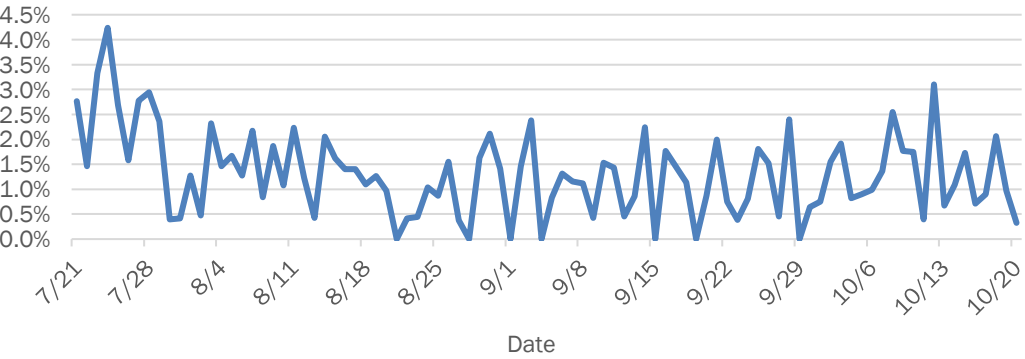
Daily percent of ED visits mentioning cough, fever, or shortness of breath



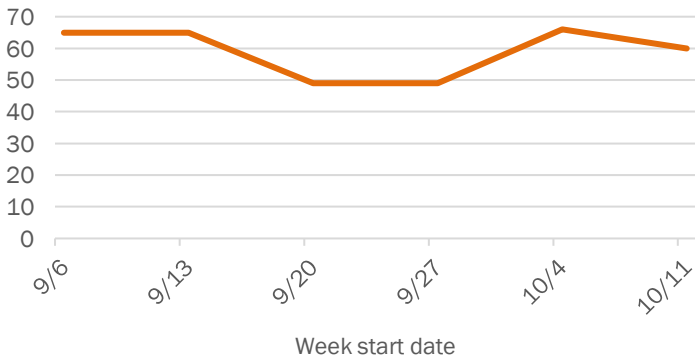
Weekly count of ED and FSED visits for influenza-like illness



Daily percent of ED visits resulting in cough-associated admissions



Weekly count of ED and FSED visits for COVID-like illness



The Electronic Surveillance System for the Early Notification of Community-Based Epidemics (ESSENCE-FL) includes chief complaint data from 211 of 211 Florida EDs and 86 of 88 Florida FSEDs. Data are transmitted electronically to ESSENCE-FL daily or hourly.