

COVID-19: summary for Collier County

Data through Jan 5, 2021 verified as of Jan 6, 2021 at 09:25 AM

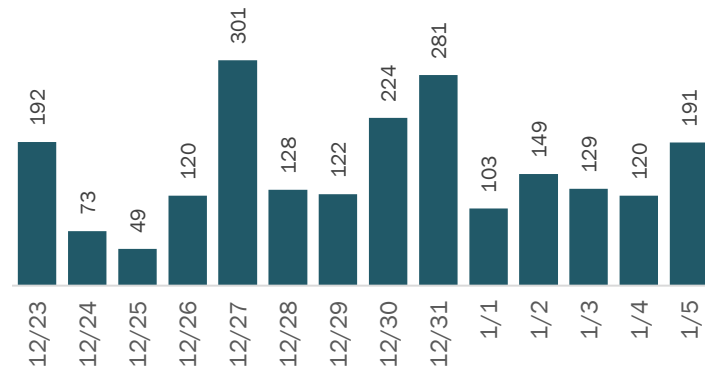
Data in this report are provisional and subject to change.

Cases: people with positive PCR or antigen test result

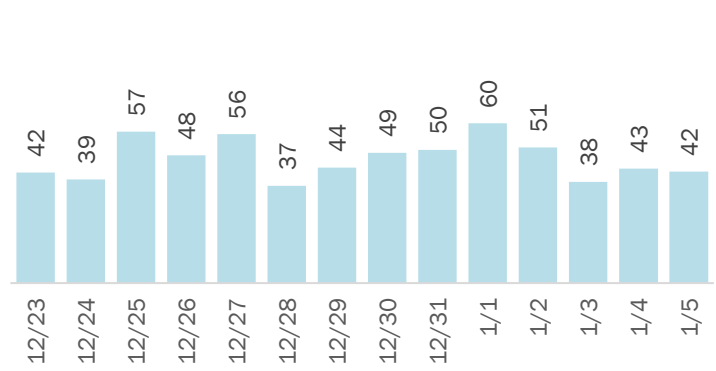
Total cases	23,502
Florida residents	22,875
Non-Florida residents	627
Type of case	
PCR positive	18,064
Antigen positive	4,811
Gender for Florida residents	
Men	11,195
Women	11,595
Unknown	85
Age for Florida residents	
Range	0 - 105
Median age	43

Cases in Florida residents by date case confirmed

Cases



Median age



Race, ethnicity	Cases	Hospitalizations	Deaths
White	13,455 (59%)	906 (70%)	280 (80%)
Hispanic	5,339 (23%)	305 (24%)	62 (18%)
Non-Hispanic	7,434 (32%)	581 (45%)	211 (60%)
Unknown ethnicity	682 (3%)	20 (2%)	7 (2%)
Black	1,212 (5%)	112 (9%)	24 (7%)
Hispanic	70 (0%)	1 (0%)	1 (0%)
Non-Hispanic	1,086 (5%)	111 (9%)	21 (6%)
Unknown ethnicity	56 (0%)	0 (0%)	2 (1%)
Other	2,499 (11%)	127 (10%)	22 (6%)
Hispanic	1,565 (7%)	92 (7%)	12 (3%)
Non-Hispanic	730 (3%)	31 (2%)	8 (2%)
Unknown ethnicity	204 (1%)	4 (0%)	2 (1%)
Unknown race	5,709 (25%)	143 (11%)	24 (7%)
Hispanic	756 (3%)	31 (2%)	0 (0%)
Non-Hispanic	412 (2%)	10 (1%)	2 (1%)
Unknown ethnicity	4,541 (20%)	102 (8%)	22 (6%)
Total	22,875	1,288	350

Outcomes for Florida residents

Collier		
Hospitalizations	1,288	(6% of all cases)
Deaths	350	(2% of all cases)

Statewide		
Hospitalizations	64,321	(5% of all cases)
Deaths	22,317	(2% of all cases)

Cases in facility staff/residents

Collier		
Long-term care	970	(4% of all cases)
Correctional	91	(0% of all cases)

Statewide		
Long-term care	66,717	(5% of all cases)
Correctional	27,572	(2% of all cases)

Age group	All cases	New cases (1/05)	Hospitalizations	Deaths
0-4 years	506 (2%)	6 (3%)	16 (1%)	0 (0%)
5-14 years	1,171 (5%)	21 (11%)	8 (1%)	0 (0%)
15-24 years	3,394 (15%)	26 (14%)	39 (3%)	0 (0%)
25-34 years	3,555 (16%)	25 (13%)	70 (5%)	2 (1%)
35-44 years	3,337 (15%)	25 (13%)	111 (9%)	6 (2%)
45-54 years	3,533 (15%)	27 (14%)	164 (13%)	14 (4%)
55-64 years	3,238 (14%)	24 (13%)	191 (15%)	32 (9%)
65-74 years	2,200 (10%)	17 (9%)	225 (17%)	53 (15%)
75-84 years	1,359 (6%)	17 (9%)	274 (21%)	101 (29%)
85+ years	577 (3%)	3 (2%)	190 (15%)	142 (41%)
Unknown	5 (0%)	0 (0%)	0 (0%)	0 (0%)
Total	22,875	191	1,288	350

Hospitalization counts include anyone who was hospitalized at some point during their illness. It does not reflect the number of people currently hospitalized.

Other race includes any person with a race of American Indian/Alaskan native, Asian, native Hawaiian/Pacific Islander, or other.

COVID-19: summary for Collier County

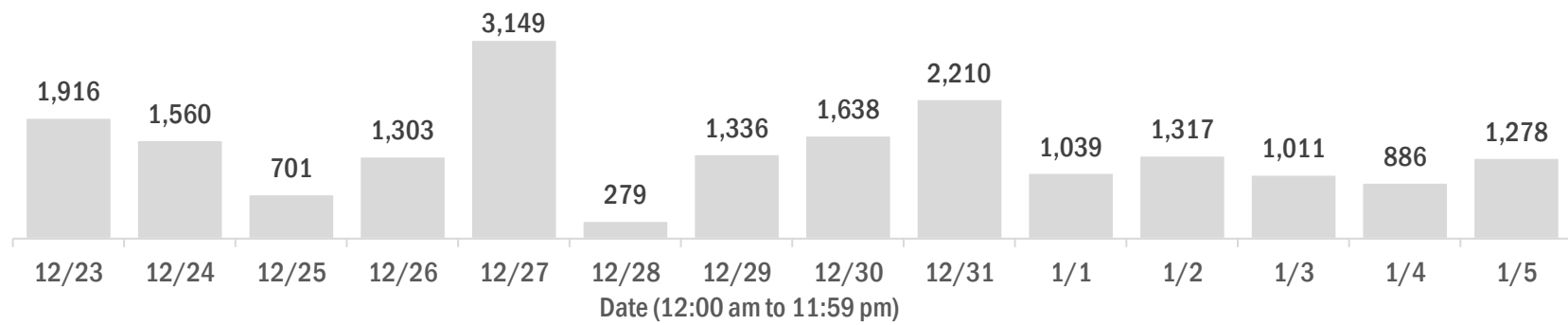
Data through Jan 5, 2021 verified as of Jan 6, 2021 at 09:25 AM

Data in this report are provisional and subject to change.

Laboratory testing for Florida residents over the past 2 weeks

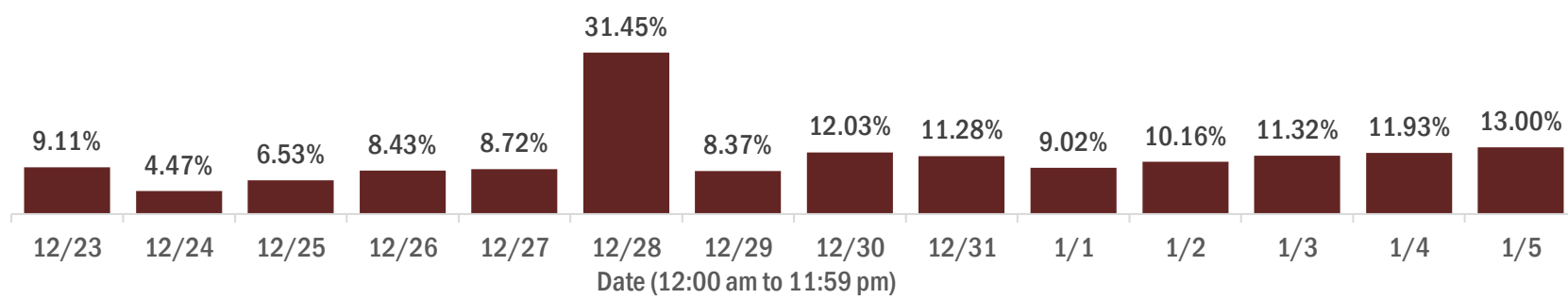
Number of Florida residents who tested negative per day

These counts include the number of people for whom the Department received negative PCR or antigen laboratory results by day. People who tested negative on multiple days will be included once for each day they are tested. Negative results for persons who have previously tested positive are excluded.



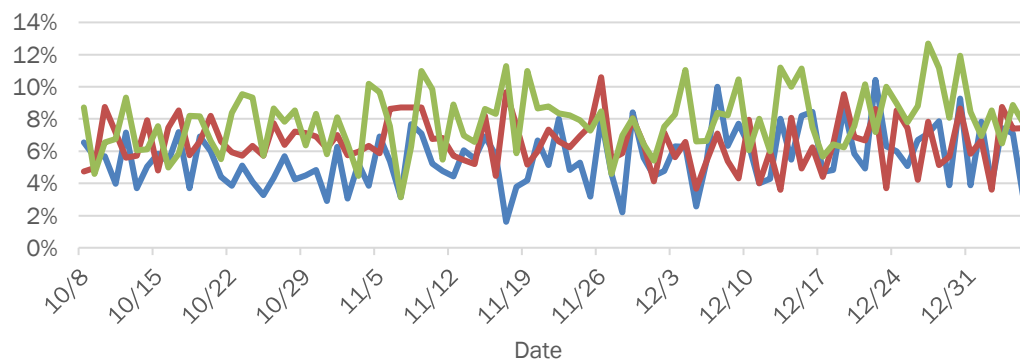
Percent positivity for new cases in Florida residents

These counts include the number of Florida residents for whom the department received PCR or antigen laboratory results by day. This percent is the number of people who test positive for the first time divided by all the people tested that day, excluding people who have previously tested positive.

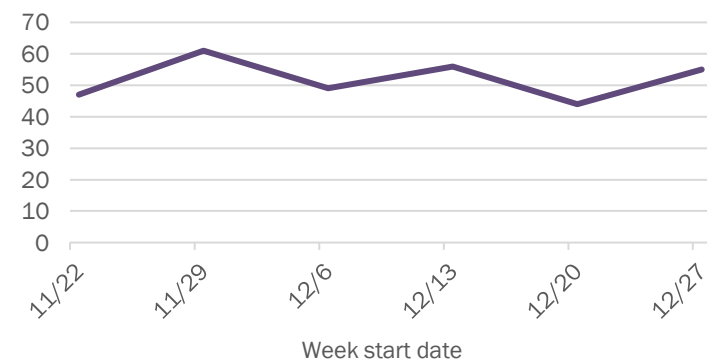


Emergency department (ED) and freestanding ED (FSED) chief complaint and admission data for Collier County

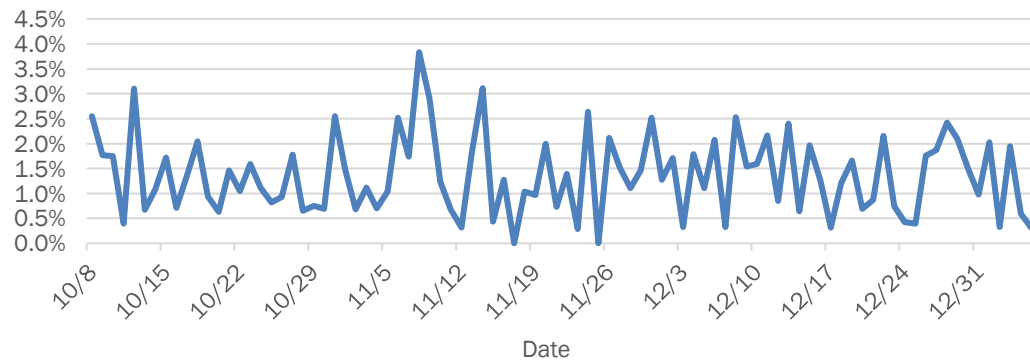
Daily percent of ED visits mentioning cough, fever, or shortness of breath



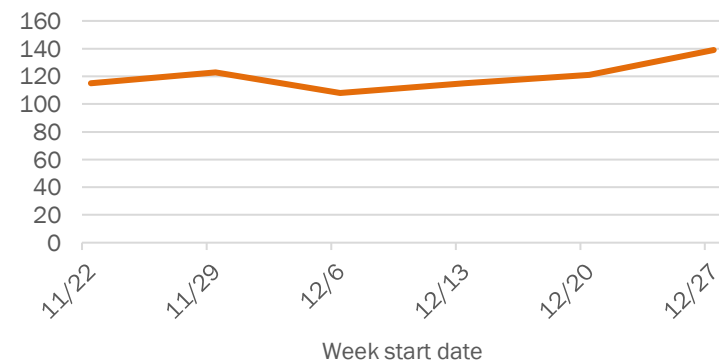
Weekly count of ED and FSED visits for influenza-like illness



Daily percent of ED visits resulting in cough-associated admissions



Weekly count of ED and FSED visits for COVID-like illness



The Electronic Surveillance System for the Early Notification of Community-Based Epidemics (ESSENCE-FL) includes chief complaint data from 211 of 211 Florida EDs and 88 of 89 Florida FSEDs. Data are transmitted electronically to ESSENCE-FL daily or hourly.