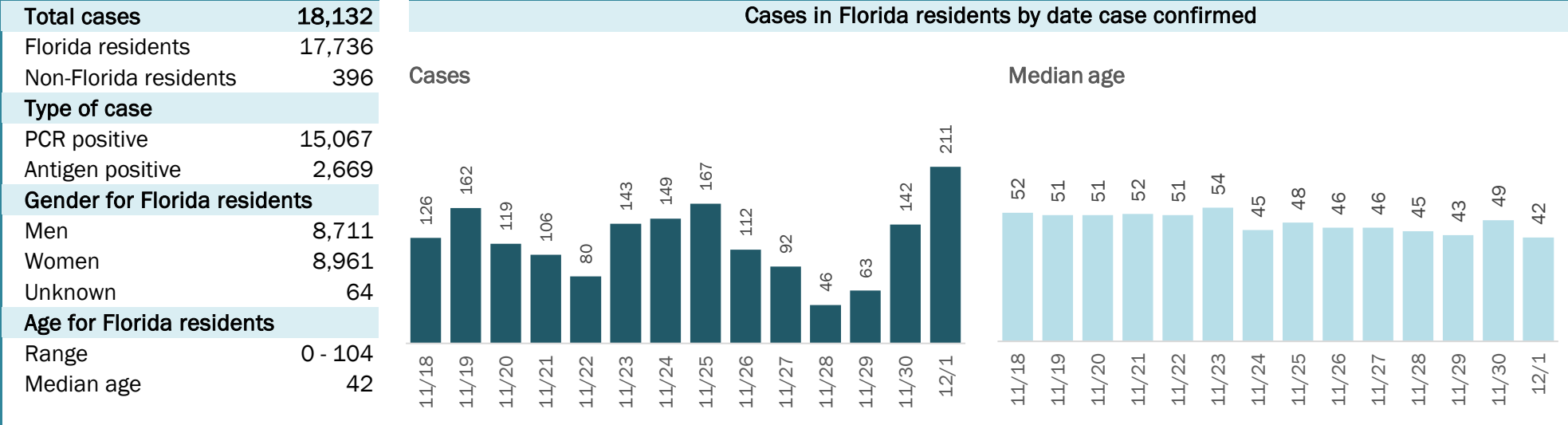


# COVID-19: summary for Collier County

Data through Dec 1, 2020 verified as of Dec 2, 2020 at 09:25 AM

Data in this report are provisional and subject to change.

Cases: people with positive PCR or antigen test result



Race, ethnicity	Cases	Hospitalizations	Deaths
White	9,832 55%	775 69%	228 80%
Hispanic	4,262 24%	280 25%	56 20%
Non-Hispanic	4,996 28%	474 42%	165 58%
Unknown ethnicity	574 3%	21 2%	7 2%
Black	948 5%	95 8%	23 8%
Hispanic	55 0%	1 0%	1 0%
Non-Hispanic	840 5%	94 8%	20 7%
Unknown ethnicity	53 0%	0 0%	2 1%
Other	1,871 11%	118 10%	16 6%
Hispanic	1,184 7%	87 8%	11 4%
Non-Hispanic	495 3%	28 2%	4 1%
Unknown ethnicity	192 1%	3 0%	1 0%
Unknown race	5,085 29%	143 13%	17 6%
Hispanic	642 4%	31 3%	0 0%
Non-Hispanic	397 2%	11 1%	1 0%
Unknown ethnicity	4,046 23%	101 9%	16 6%
Total	17,736	1,131	284

## Outcomes for Florida residents

<b>Collier</b>		
Hospitalizations	1,131	(6% of all cases)
Deaths	284	(2% of all cases)

<b>Statewide</b>		
Hospitalizations	55,567	(6% of all cases)
Deaths	18,776	(2% of all cases)

## Cases in facility staff/residents

<b>Collier</b>		
Long-term care	803	(5% of all cases)
Correctional	90	(1% of all cases)

<b>Statewide</b>		
Long-term care	56,873	(6% of all cases)
Correctional	25,794	(3% of all cases)

Age group	All cases	New cases (12/01)	Hospitalizations	Deaths
0-4 years	395 2%	8 4%	15 1%	0 0%
5-14 years	870 5%	11 5%	8 1%	0 0%
15-24 years	2,752 16%	31 15%	37 3%	0 0%
25-34 years	2,803 16%	32 15%	70 6%	2 1%
35-44 years	2,708 15%	29 14%	108 10%	6 2%
45-54 years	2,811 16%	34 16%	155 14%	11 4%
55-64 years	2,442 14%	27 13%	165 15%	28 10%
65-74 years	1,574 9%	23 11%	193 17%	47 17%
75-84 years	951 5%	14 7%	226 20%	82 29%
85+ years	426 2%	2 1%	154 14%	108 38%
Unknown	4 0%	0 0%	0 0%	0 0%
Total	17,736	211	1,131	284

**Hospitalization** counts include anyone who was hospitalized at some point during their illness. It does not reflect the number of people currently hospitalized.  
**Other race** includes any person with a race of American Indian/Alaskan native, Asian, native Hawaiian/Pacific Islander, or other.

# COVID-19: summary for Collier County

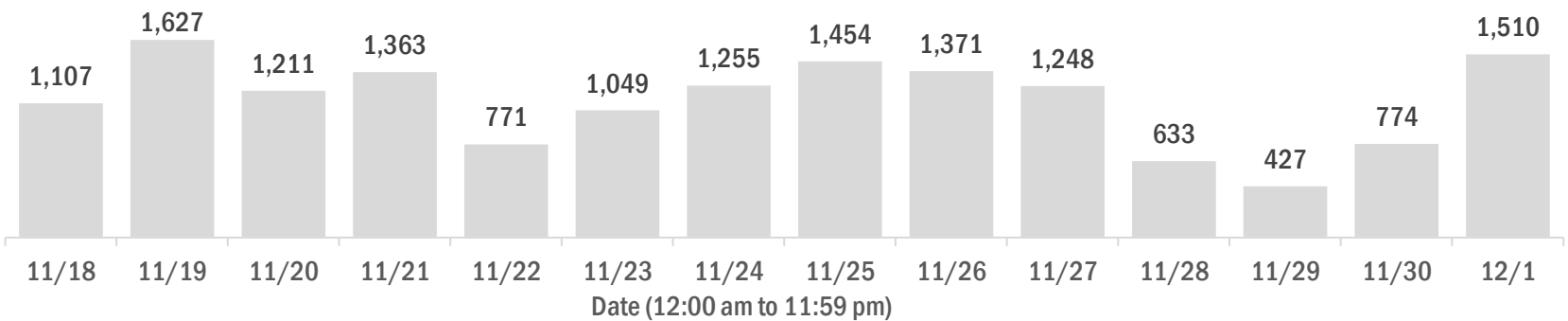
Data through Dec 1, 2020 verified as of Dec 2, 2020 at 09:25 AM

Data in this report are provisional and subject to change.

## Laboratory testing for Florida residents over the past 2 weeks

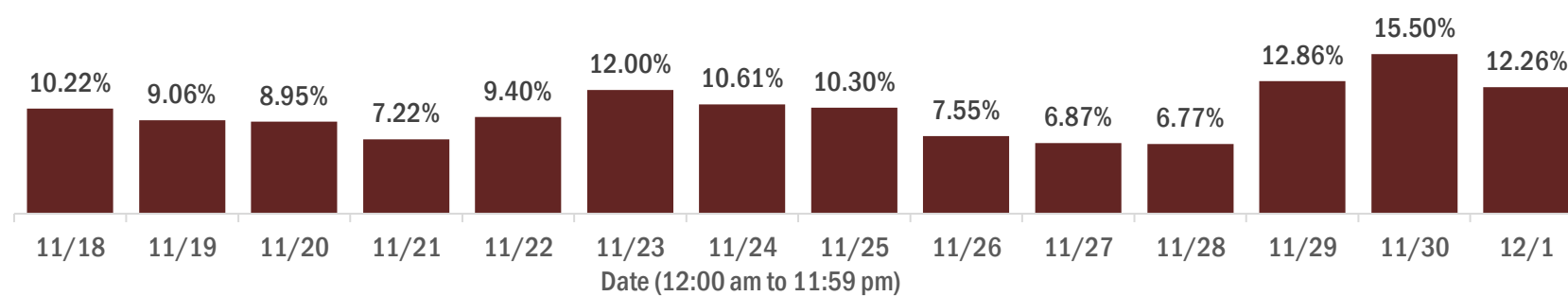
### Number of Florida residents who tested negative per day

These counts include the number of people for whom the Department received negative PCR or antigen laboratory results by day. People who tested negative on multiple days will be included once for each day they are tested. Negative results for persons who have previously tested positive are excluded.



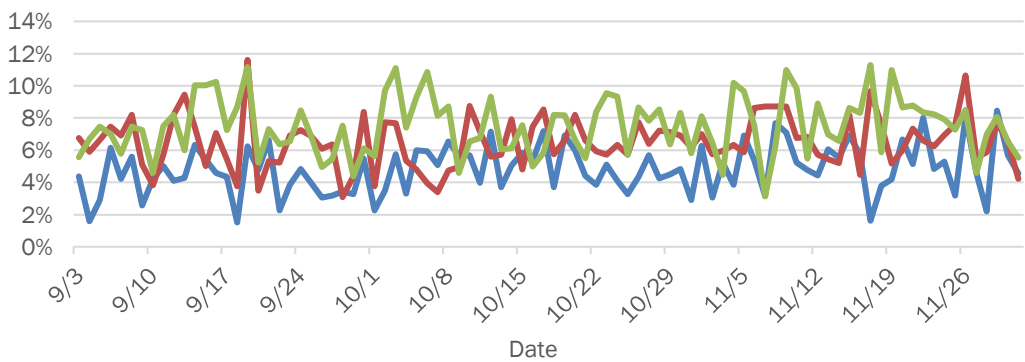
### Percent positivity for new cases in Florida residents

These counts include the number of Florida residents for whom the department received PCR or antigen laboratory results by day. This percent is the number of people who test positive for the first time divided by all the people tested that day, excluding people who have previously tested positive.

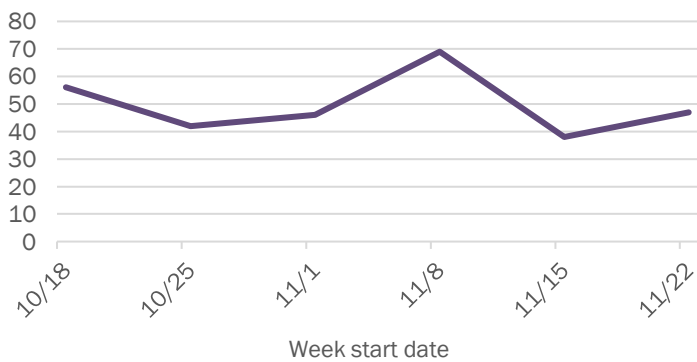


## Emergency department (ED) and freestanding ED (FSED) chief complaint and admission data for Collier County

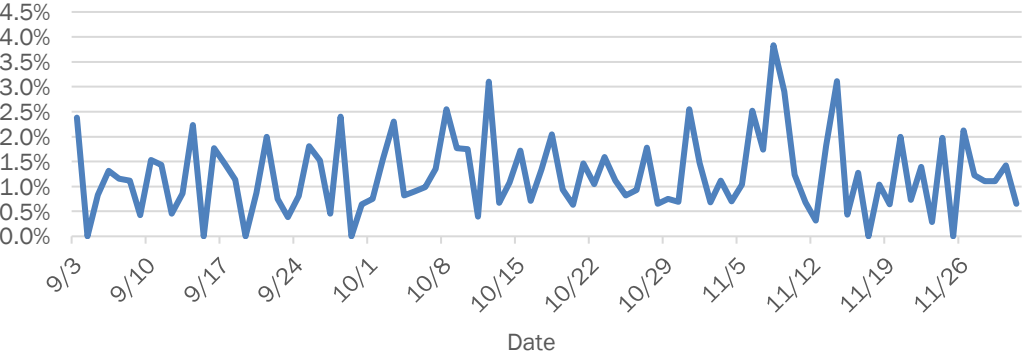
### Daily percent of ED visits mentioning cough, fever, or shortness of breath



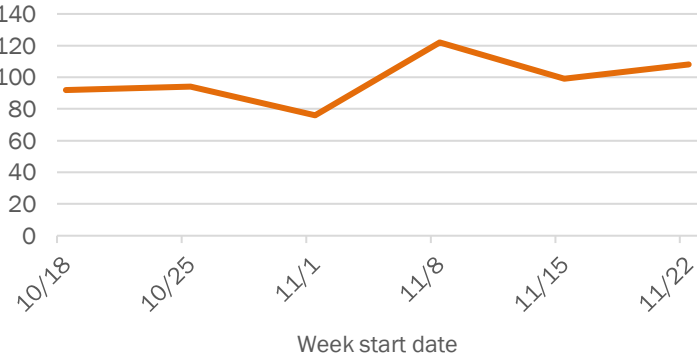
### Weekly count of ED and FSED visits for influenza-like illness



### Daily percent of ED visits resulting in cough-associated admissions



### Weekly count of ED and FSED visits for COVID-like illness



The Electronic Surveillance System for the Early Notification of Community-Based Epidemics (ESSENCE-FL) includes chief complaint data from 211 of 211 Florida EDs and 88 of 89 Florida FSEDs. Data are transmitted electronically to ESSENCE-FL daily or hourly.