

COVID-19: summary for Collier County

Data through Aug 9, 2020 verified as of Aug 10, 2020 at 09:25 AM

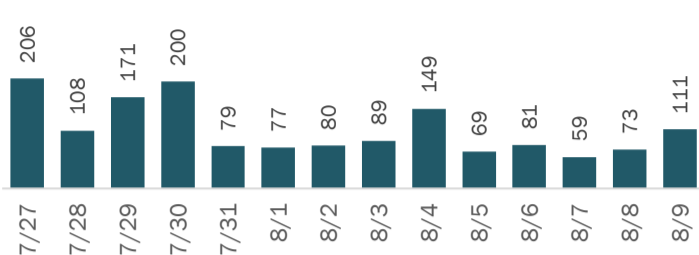
Data in this report are provisional and subject to change.

Cases: people with positive PCR or antigen test result

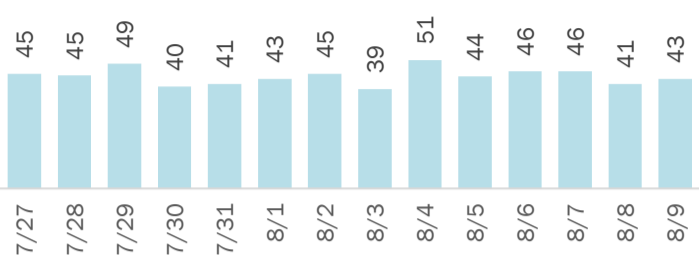
Total cases	10,448
Florida residents	10,307
Non-Florida residents	141
Gender for Florida residents	
Men	4,964
Women	5,223
Unknown	120
Age for Florida residents	
Range	0 - 104
Median age	40

Cases in Florida residents by date case confirmed

Cases



Median age



Race, ethnicity	Cases	Hospitalizations	Deaths
White	5,046 49%	469 64%	95 70%
Hispanic	2,850 28%	199 27%	26 19%
Non-Hispanic	1,745 17%	252 35%	65 48%
Unknown ethnicity	451 4%	18 2%	4 3%
Black	630 6%	72 10%	14 10%
Hispanic	37 0%	1 0%	0 0%
Non-Hispanic	532 5%	70 10%	12 9%
Unknown ethnicity	61 1%	1 0%	2 1%
Other	1,069 10%	75 10%	7 5%
Hispanic	755 7%	59 8%	5 4%
Non-Hispanic	183 2%	14 2%	1 1%
Unknown ethnicity	131 1%	2 0%	1 1%
Unknown race	3,562 35%	112 15%	20 15%
Hispanic	511 5%	30 4%	2 1%
Non-Hispanic	68 1%	4 1%	1 1%
Unknown ethnicity	2,983 29%	78 11%	17 13%
Total	10,307	728	136

Outcomes for Florida residents

Collier		
Hospitalizations	728	(7% of all cases)
Deaths	136	(1% of all cases)
New deaths	0	

Statewide		
Hospitalizations	30,785	(6% of all cases)
Deaths	8,277	(2% of all cases)
New deaths	91	

New deaths are those identified since last report.

Cases in facility staff/residents

Collier		
Long-term care	520	(5% of all cases)
Correctional	10	(0% of all cases)

Statewide		
Long-term care	30,926	(6% of all cases)
Correctional	14,785	(3% of all cases)

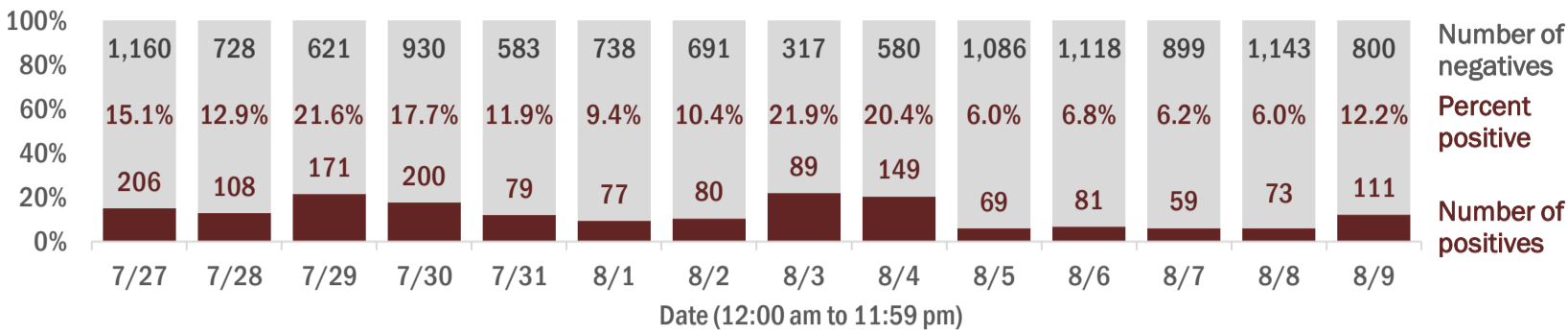
Age group	All cases	New cases (8/09)	Hospitalizations	Deaths
0-4 years	281 3%	4 4%	14 2%	0 0%
5-14 years	536 5%	3 3%	5 1%	0 0%
15-24 years	1,742 17%	21 19%	26 4%	0 0%
25-34 years	1,688 16%	13 12%	49 7%	1 1%
35-44 years	1,742 17%	20 18%	82 11%	4 3%
45-54 years	1,639 16%	20 18%	107 15%	5 4%
55-64 years	1,254 12%	14 13%	99 14%	10 7%
65-74 years	720 7%	8 7%	119 16%	28 21%
75-84 years	471 5%	5 5%	136 19%	40 29%
85+ years	232 2%	3 3%	91 13%	48 35%
Unknown	2 0%	0 0%	0 0%	0 0%
Total	10,307	111	728	136

Hospitalization counts include anyone who was hospitalized at some point during their illness. It does not reflect the number of people currently hospitalized.
Other race includes any person with a race of American Indian/Alaskan native, Asian, native Hawaiian/Pacific Islander, or other.

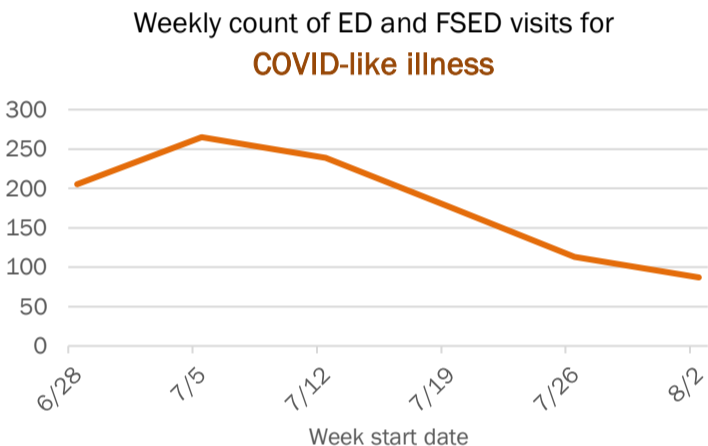
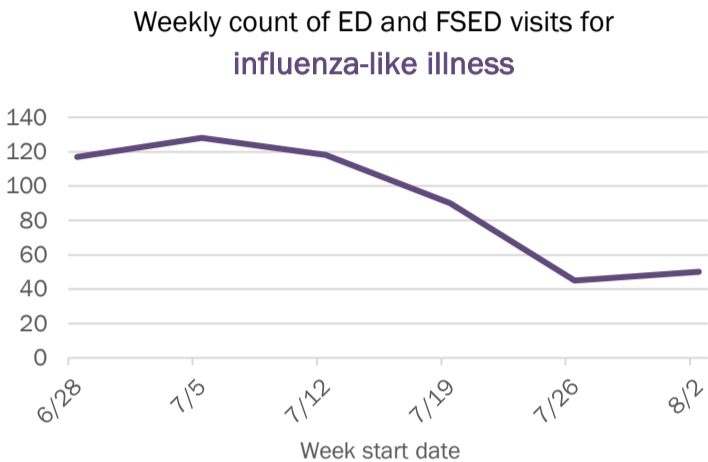
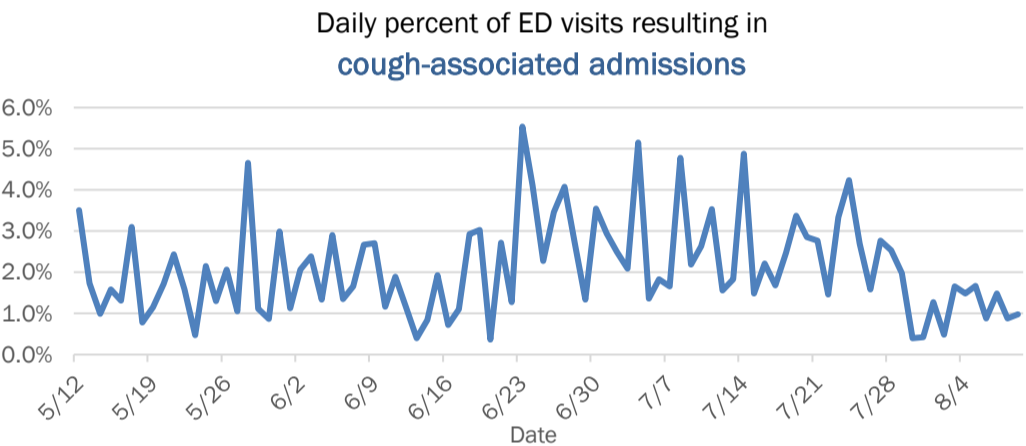
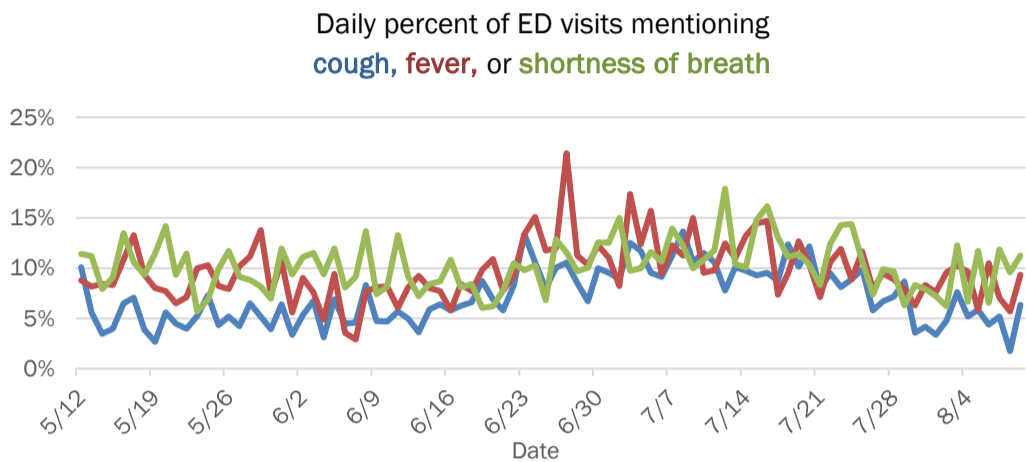
Laboratory testing for Florida residents and non-Florida residents over the past 2 weeks

Percent positivity for new cases

These counts include the number of people for whom the department received PCR or antigen laboratory results by day. This percent is the number of people who test positive for the first time divided by all the people tested that day, excluding people who have previously tested positive.



Emergency department (ED) and freestanding ED (FSED) chief complaint and admission data for Collier County



The Electronic Surveillance System for the Early Notification of Community-Based Epidemics (ESSENCE-FL) includes chief complaint data from 211 of 212 Florida EDs and 77 of 80 Florida FSEDs. Data are transmitted electronically to ESSENCE-FL daily or hourly.