

COVID-19: summary for Collier County

Data through Sep 15, 2020 verified as of Sep 16, 2020 at 09:25 AM

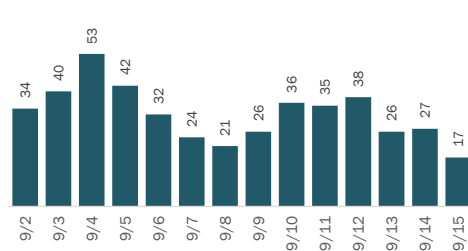
Data in this report are provisional and subject to change.

Cases: people with positive PCR or antigen test result

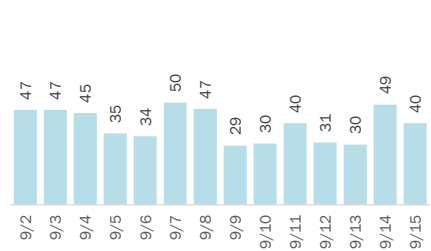
Total cases	12,272
Florida residents	12,159
Non-Florida residents	113
Type of case	
PCR positive	11,397
Antigen positive	762
Gender for Florida residents	
Men	5,920
Women	6,193
Unknown	46
Age for Florida residents	
Range	0 - 104
Median age	40

Cases in Florida residents by date case confirmed

Cases



Median age



Race, ethnicity	Cases	Hospitalizations	Deaths
White	6,092	50%	579
Hispanic	3,318	27%	240
Non-Hispanic	2,266	19%	315
Unknown ethnicity	508	4%	24
Black	757	6%	85
Hispanic	46	0%	1
Non-Hispanic	647	5%	83
Unknown ethnicity	64	1%	1
Other	1,422	12%	95
Hispanic	948	8%	74
Non-Hispanic	287	2%	18
Unknown ethnicity	187	2%	3
Unknown race	3,888	32%	128
Hispanic	580	5%	31
Non-Hispanic	82	1%	5
Unknown ethnicity	3,226	27%	92
Total	12,159	887	194

Outcomes for Florida residents

Collier

Hospitalizations	887	(7% of all cases)
Deaths	194	(2% of all cases)
New deaths	1	

Statewide

Hospitalizations	41,851	(6% of all cases)
Deaths	12,939	(2% of all cases)
New deaths	152	

New deaths are those identified since last report.

Cases in facility staff/residents

Collier

Long-term care	687	(6% of all cases)
Correctional	82	(1% of all cases)

Statewide

Long-term care	44,262	(7% of all cases)
Correctional	21,898	(3% of all cases)

Age group	All cases	New cases (9/15)	Hospitalizations	Deaths
0-4 years	330	3%	0	0%
5-14 years	631	5%	2	0%
15-24 years	2,043	17%	2	0%
25-34 years	1,956	16%	4	1%
35-44 years	2,034	17%	1	3%
45-54 years	1,925	16%	3	4%
55-64 years	1,485	12%	0	9%
65-74 years	869	7%	3	18%
75-84 years	574	5%	1	29%
85+ years	307	3%	1	37%
Unknown	5	0%	0	0%
Total	12,159	17	887	194

Hospitalization counts include anyone who was hospitalized at some point during their illness. It does not reflect the number of people currently hospitalized.

Other race includes any person with a race of American Indian/Alaskan native, Asian, native Hawaiian/Pacific Islander, or other.

COVID-19: summary for Collier County

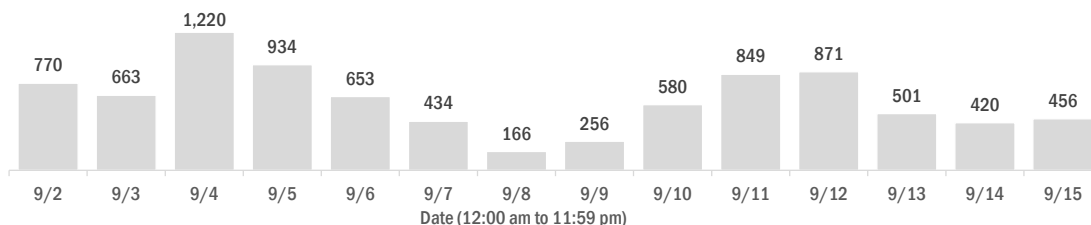
Data through Sep 15, 2020 verified as of Sep 16, 2020 at 09:25 AM

Data in this report are provisional and subject to change.

Laboratory testing for Florida residents over the past 2 weeks

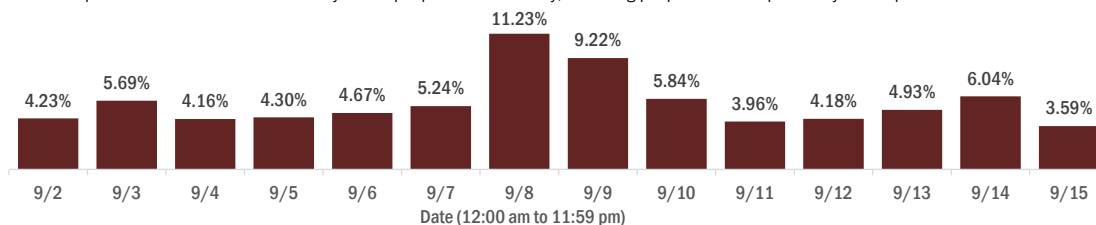
Number of Florida residents who tested negative per day

These counts include the number of people for whom the Department received negative PCR or antigen laboratory results by day. People who tested negative on multiple days will be included once for each day they are tested. Negative results for persons who have previously tested positive are excluded.



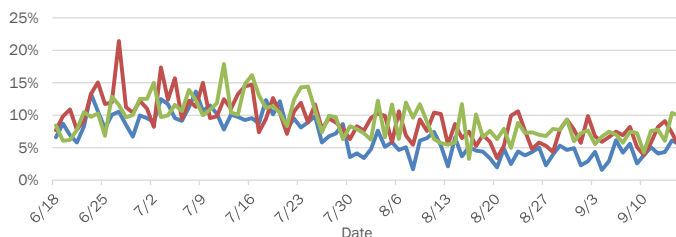
Percent positivity for new cases in Florida residents

These counts include the number of Florida residents for whom the department received PCR or antigen laboratory results by day. This percent is the number of people who test positive for the first time divided by all the people tested that day, excluding people who have previously tested positive.



Emergency department (ED) and freestanding ED (FSED) chief complaint and admission data for Collier County

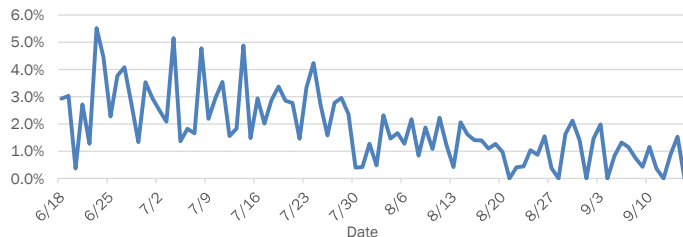
Daily percent of ED visits mentioning cough, fever, or shortness of breath



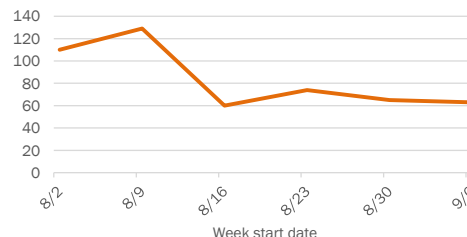
Weekly count of ED and FSED visits for influenza-like illness



Daily percent of ED visits resulting in cough-associated admissions



Weekly count of ED and FSED visits for COVID-like illness



The Electronic Surveillance System for the Early Notification of Community-Based Epidemics (ESSENCE-FL) includes chief complaint data from 211 of 212 Florida EDs and 77 of 80 Florida FSEDs. Data are transmitted electronically to ESSENCE-FL daily or hourly.