

COVID-19: summary for Collier County

Data through Jul 19, 2020 verified as of Jul 20, 2020 at 09:25 AM

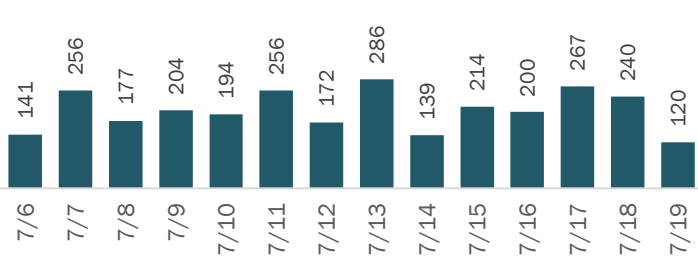
Data in this report are provisional and subject to change.

Cases: people with positive PCR or antigen test result

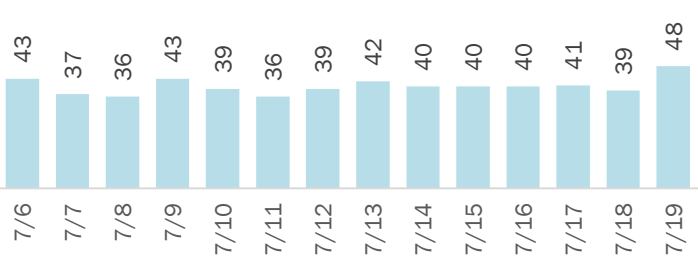
Total cases	7,934
Florida residents	7,833
Non-Florida residents	101
Gender for Florida residents	
Men	3,844
Women	3,954
Unknown	35
Age for Florida residents	
Range	0 - 101
Median age	39

Cases in Florida residents by date case confirmed

Cases



Median age



Race, ethnicity	Cases	Hospitalizations	Deaths
White	3,738 48%	347 66%	79 74%
Hispanic	2,223 28%	158 30%	22 21%
Non-Hispanic	1,221 16%	183 35%	55 51%
Unknown ethnicity	294 4%	6 1%	2 2%
Black	423 5%	51 10%	11 10%
Hispanic	24 0%	1 0%	0 0%
Non-Hispanic	344 4%	50 9%	9 8%
Unknown ethnicity	55 1%	0 0%	2 2%
Other	595 8%	56 11%	4 4%
Hispanic	459 6%	46 9%	3 3%
Non-Hispanic	74 1%	9 2%	0 0%
Unknown ethnicity	62 1%	1 0%	1 1%
Unknown race	3,077 39%	73 14%	13 12%
Hispanic	437 6%	19 4%	1 1%
Non-Hispanic	56 1%	2 0%	1 1%
Unknown ethnicity	2,584 33%	52 10%	11 10%
Total	7,833	527	107

Outcomes for Florida residents

Collier		
Hospitalizations	527	(7% of all cases)
Deaths	107	(1% of all cases)
New deaths	0	

Statewide

Hospitalizations	21,263	(6% of all cases)
Deaths	5,072	(1% of all cases)
New deaths	90	

New deaths are those identified since last report.

Cases in facility staff/residents

Collier		
Long-term care	381	(5% of all cases)
Correctional	8	(0% of all cases)

Statewide

Long-term care	19,997	(6% of all cases)
Correctional	6,208	(2% of all cases)

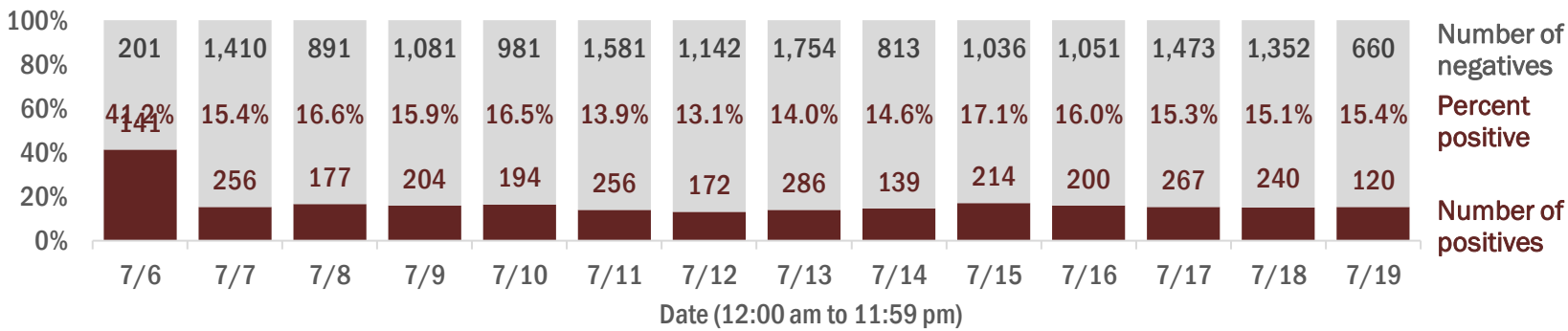
Age group	All cases	New cases (7/19)	Hospitalizations	Deaths
0-4 years	213 3%	0 0%	10 2%	0 0%
5-14 years	413 5%	5 4%	5 1%	0 0%
15-24 years	1,414 18%	17 14%	16 3%	0 0%
25-34 years	1,324 17%	19 16%	33 6%	1 1%
35-44 years	1,349 17%	12 10%	60 11%	4 4%
45-54 years	1,229 16%	25 21%	81 15%	5 5%
55-64 years	916 12%	13 11%	76 14%	8 7%
65-74 years	506 6%	15 13%	93 18%	23 21%
75-84 years	320 4%	6 5%	96 18%	29 27%
85+ years	148 2%	8 7%	57 11%	37 35%
Unknown	1 0%	0 0%	0 0%	0 0%
Total	7,833	120	527	107

Hospitalization counts include anyone who was hospitalized at some point during their illness. It does not reflect the number of people currently hospitalized.
Other race includes any person with a race of American Indian/Alaskan native, Asian, native Hawaiian/Pacific Islander, or other.

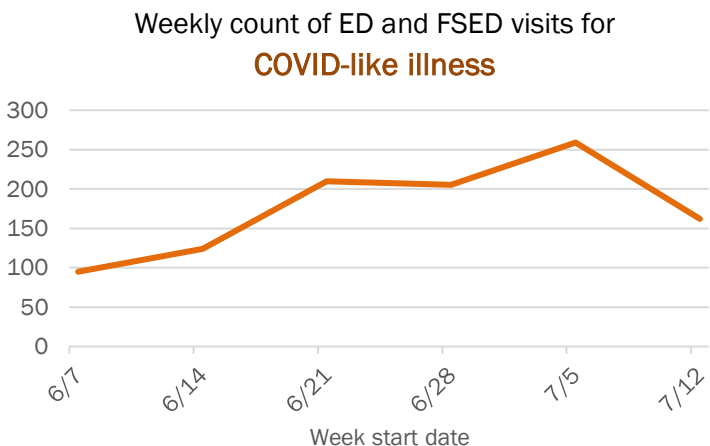
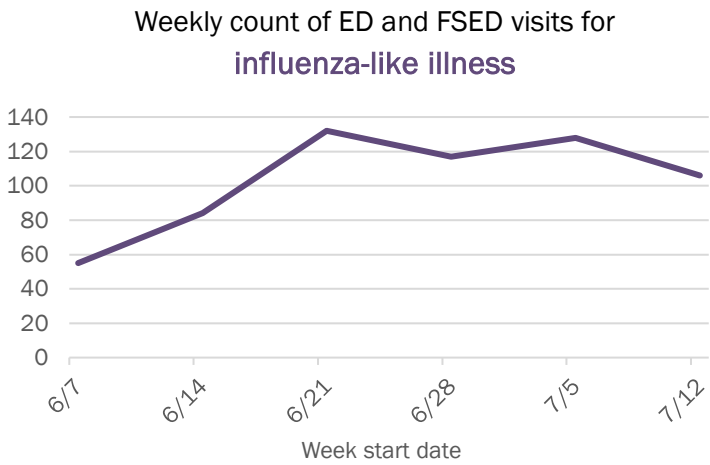
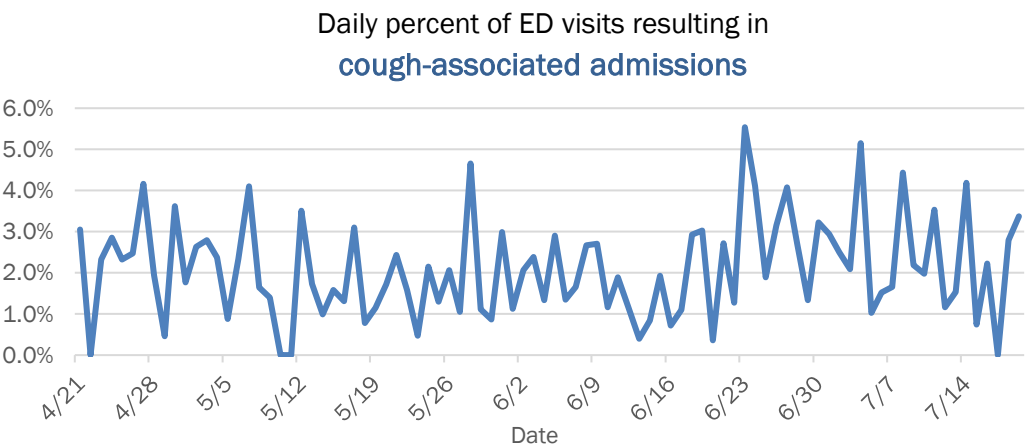
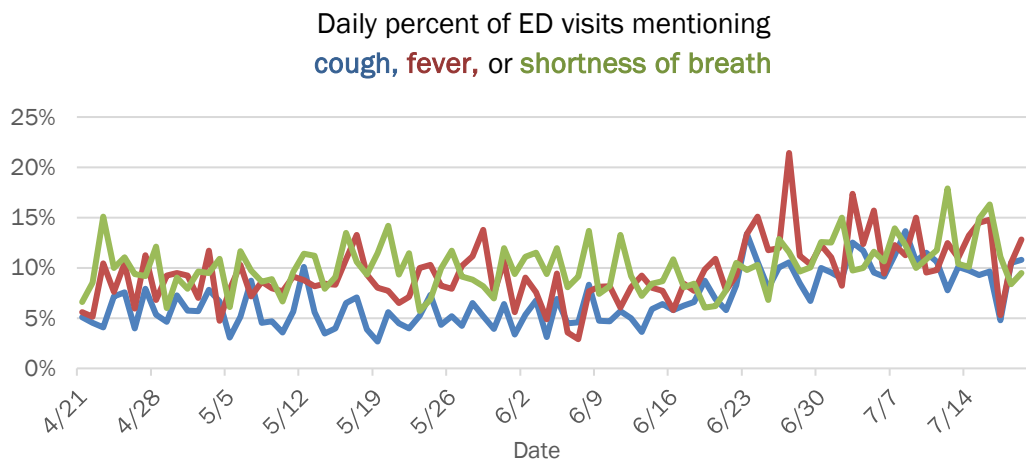
Laboratory testing for Florida residents and non-Florida residents over the past 2 weeks

Percent positivity for new cases

These counts include the number of people for whom the department received PCR or antigen laboratory results by day. This percent is the number of people who test positive for the first time divided by all the people tested that day, excluding people who have previously tested positive.



Emergency department (ED) and freestanding ED (FSED) chief complaint and admission data for Collier County



The Electronic Surveillance System for the Early Notification of Community-Based Epidemics (ESSENCE-FL) includes chief complaint data from 211 of 212 Florida EDs and 77 of 80 Florida FSEDs. Data are transmitted electronically to ESSENCE-FL daily or hourly.