

COVID-19: summary for Collier County

Data through Dec 27, 2020 verified as of Dec 28, 2020 at 09:25 AM

Data in this report are provisional and subject to change.

Cases: people with positive PCR or antigen test result

Total cases 22,004

Florida residents 21,450

Non-Florida residents 554

Type of case

PCR positive 17,366

Antigen positive 4,084

Gender for Florida residents

Men 10,515

Women 10,862

Unknown 73

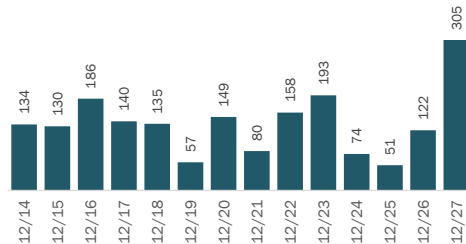
Age for Florida residents

Range 0 - 105

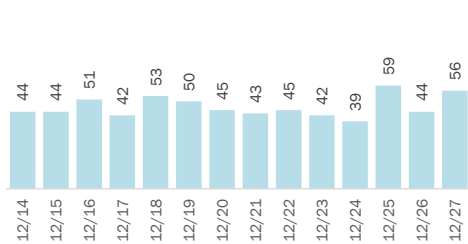
Median age 43

Cases in Florida residents by date case confirmed

Cases



Median age



Race, ethnicity	Cases	Hospitalizations	Deaths
White	12,459	58%	853
Hispanic	5,021	23%	298
Non-Hispanic	6,801	32%	534
Unknown ethnicity	637	3%	21
Black	1,153	5%	107
Hispanic	65	0%	1
Non-Hispanic	1,034	5%	106
Unknown ethnicity	54	0%	0
Other	2,296	11%	126
Hispanic	1,448	7%	91
Non-Hispanic	648	3%	31
Unknown ethnicity	200	1%	4
Unknown race	5,542	26%	137
Hispanic	720	3%	30
Non-Hispanic	397	2%	10
Unknown ethnicity	4,425	21%	97
Total	21,450	1,223	328

Outcomes for Florida residents

Collier

Hospitalizations	1,223	(6% of all cases)
Deaths	328	(2% of all cases)

Statewide

Hospitalizations	61,663	(5% of all cases)
Deaths	21,308	(2% of all cases)

Cases in facility staff/residents

Collier

Long-term care	921	(4% of all cases)
Correctional	90	(0% of all cases)

Statewide

Long-term care	63,470	(5% of all cases)
Correctional	27,198	(2% of all cases)

Age group	All cases	New cases (12/27)	Hospitalizations	Deaths
0-4 years	477	12	16	0
5-14 years	1,088	7	8	0
15-24 years	3,233	26	39	0
25-34 years	3,327	37	70	2
35-44 years	3,146	25	112	6
45-54 years	3,343	38	162	13
55-64 years	3,024	59	182	32
65-74 years	2,043	46	209	51
75-84 years	1,232	36	251	93
85+ years	533	19	174	131
Unknown	4	0	0	0
Total	21,450	305	1,223	328

Hospitalization counts include anyone who was hospitalized at some point during their illness. It does not reflect the number of people currently hospitalized.
Other race includes any person with a race of American Indian/Alaskan native, Asian, native Hawaiian/Pacific Islander, or other.

COVID-19: summary for Collier County

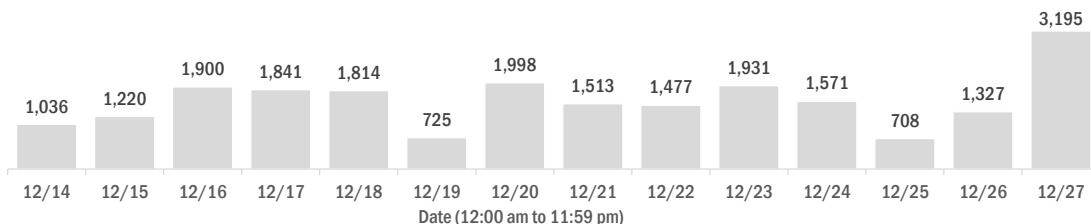
Data through Dec 27, 2020 verified as of Dec 28, 2020 at 09:25 AM

Data in this report are provisional and subject to change.

Laboratory testing for Florida residents over the past 2 weeks

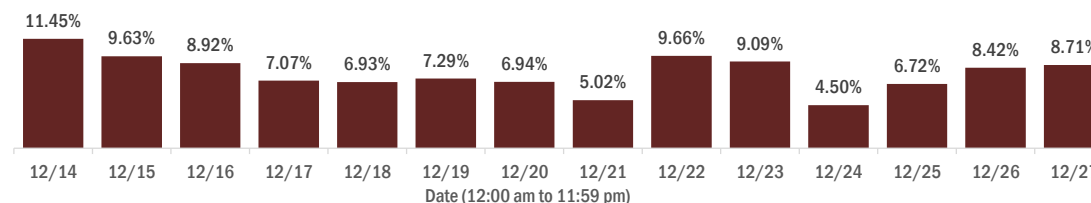
Number of Florida residents who tested negative per day

These counts include the number of people for whom the Department received negative PCR or antigen laboratory results by day. People who tested negative on multiple days will be included once for each day they are tested. Negative results for persons who have previously tested positive are excluded.



Percent positivity for new cases in Florida residents

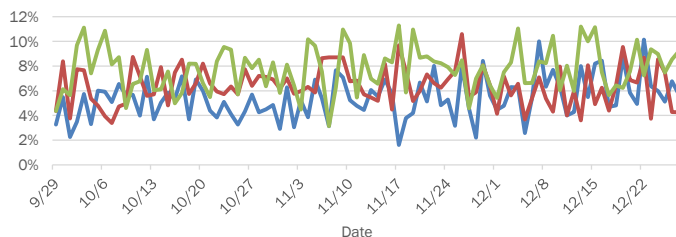
These counts include the number of Florida residents for whom the department received PCR or antigen laboratory results by day. This percent is the number of people who test positive for the first time divided by all the people tested that day, excluding people who have previously tested positive.



Emergency department (ED) and freestanding ED (FSED) chief complaint and admission data for Collier County

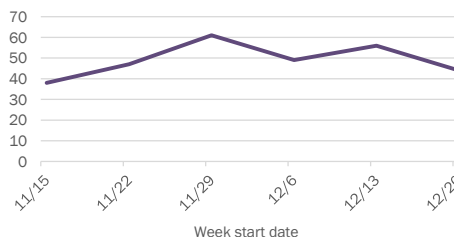
Daily percent of ED visits mentioning

cough, fever, or shortness of breath



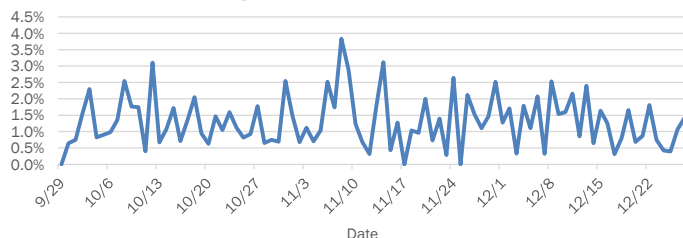
Weekly count of ED and FSED visits for

influenza-like illness



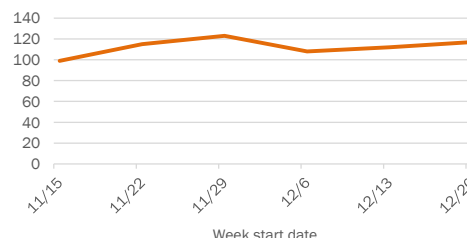
Daily percent of ED visits resulting in

cough-associated admissions



Weekly count of ED and FSED visits for

COVID-like illness



The Electronic Surveillance System for the Early Notification of Community-Based Epidemics (ESSENCE-FL) includes chief complaint data from 211 of 211 Florida EDs and 88 of 89 Florida FSEDs. Data are transmitted electronically to ESSENCE-FL daily or hourly.