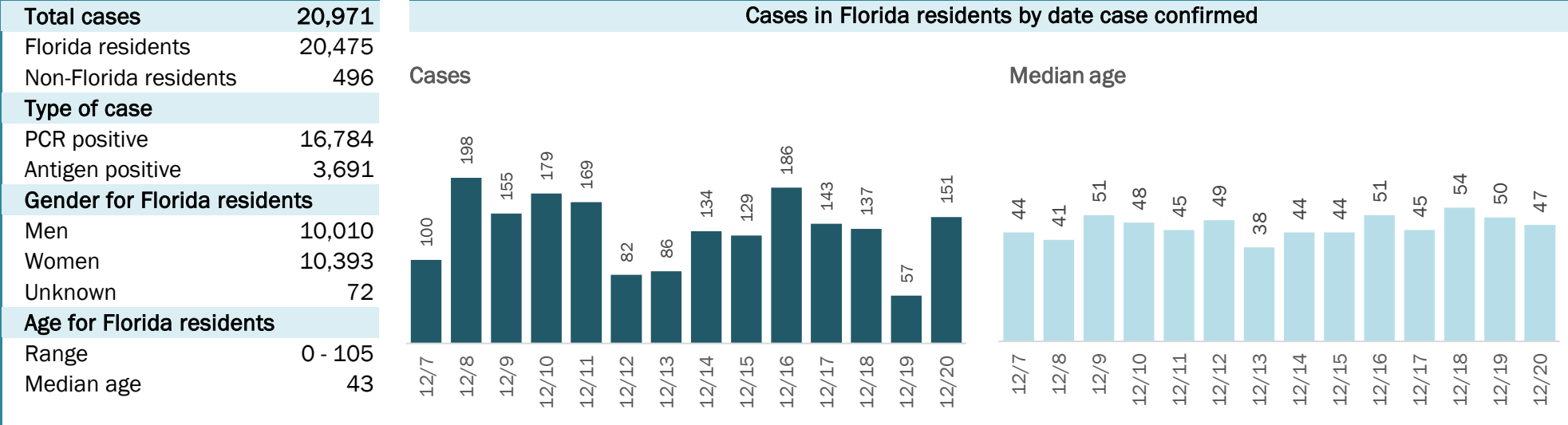


# COVID-19: summary for Collier County

Data through Dec 20, 2020 verified as of Dec 21, 2020 at 09:25 AM

Data in this report are provisional and subject to change.

Cases: people with positive PCR or antigen test result



Race, ethnicity	Cases	Hospitalizations	Deaths
White	11,674 57%	823 69%	252 79%
Hispanic	4,820 24%	289 24%	58 18%
Non-Hispanic	6,222 30%	510 43%	187 59%
Unknown ethnicity	632 3%	24 2%	7 2%
Black	1,086 5%	100 8%	24 8%
Hispanic	61 0%	1 0%	1 0%
Non-Hispanic	971 5%	99 8%	21 7%
Unknown ethnicity	54 0%	0 0%	2 1%
Other	2,192 11%	123 10%	18 6%
Hispanic	1,387 7%	88 7%	12 4%
Non-Hispanic	615 3%	30 3%	5 2%
Unknown ethnicity	190 1%	5 0%	1 0%
Unknown race	5,523 27%	150 13%	23 7%
Hispanic	697 3%	30 3%	0 0%
Non-Hispanic	391 2%	10 1%	1 0%
Unknown ethnicity	4,435 22%	110 9%	22 7%
Total	20,475	1,196	317

## Outcomes for Florida residents

<b>Collier</b>		
Hospitalizations	1,196	(6% of all cases)
Deaths	317	(2% of all cases)

<b>Statewide</b>		
Hospitalizations	60,152	(5% of all cases)
Deaths	20,680	(2% of all cases)

## Cases in facility staff/residents

<b>Collier</b>		
Long-term care	910	(4% of all cases)
Correctional	90	(0% of all cases)

<b>Statewide</b>		
Long-term care	61,764	(5% of all cases)
Correctional	26,681	(2% of all cases)

Age group	All cases	New cases (12/20)	Hospitalizations	Deaths
0-4 years	449 2%	4 3%	16 1%	0 0%
5-14 years	1,039 5%	14 9%	8 1%	0 0%
15-24 years	3,110 15%	16 11%	37 3%	0 0%
25-34 years	3,184 16%	17 11%	70 6%	2 1%
35-44 years	3,041 15%	19 13%	110 9%	6 2%
45-54 years	3,215 16%	22 15%	160 13%	12 4%
55-64 years	2,877 14%	25 17%	176 15%	30 9%
65-74 years	1,913 9%	20 13%	205 17%	50 16%
75-84 years	1,148 6%	13 9%	248 21%	93 29%
85+ years	495 2%	1 1%	166 14%	124 39%
Unknown	4 0%	0 0%	0 0%	0 0%
Total	20,475	151	1,196	317

**Hospitalization** counts include anyone who was hospitalized at some point during their illness. It does not reflect the number of people currently hospitalized.

**Other race** includes any person with a race of American Indian/Alaskan native, Asian, native Hawaiian/Pacific Islander, or other.

# COVID-19: summary for Collier County

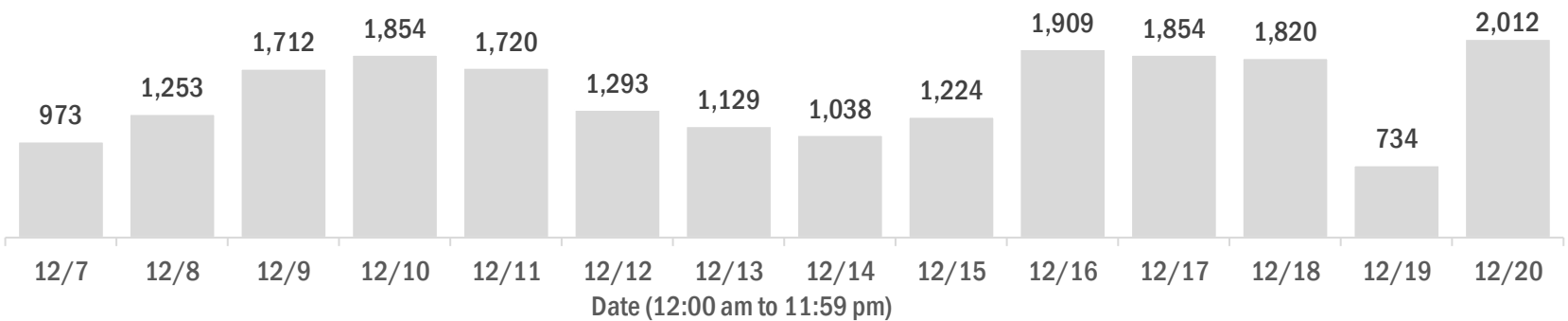
Data through Dec 20, 2020 verified as of Dec 21, 2020 at 09:25 AM

Data in this report are provisional and subject to change.

## Laboratory testing for Florida residents over the past 2 weeks

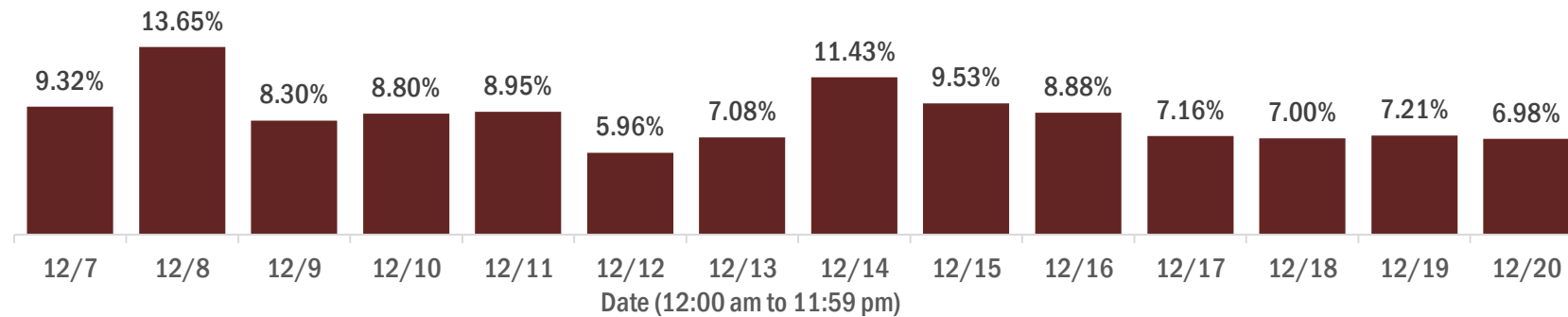
### Number of Florida residents who tested negative per day

These counts include the number of people for whom the Department received negative PCR or antigen laboratory results by day. People who tested negative on multiple days will be included once for each day they are tested. Negative results for persons who have previously tested positive are excluded.



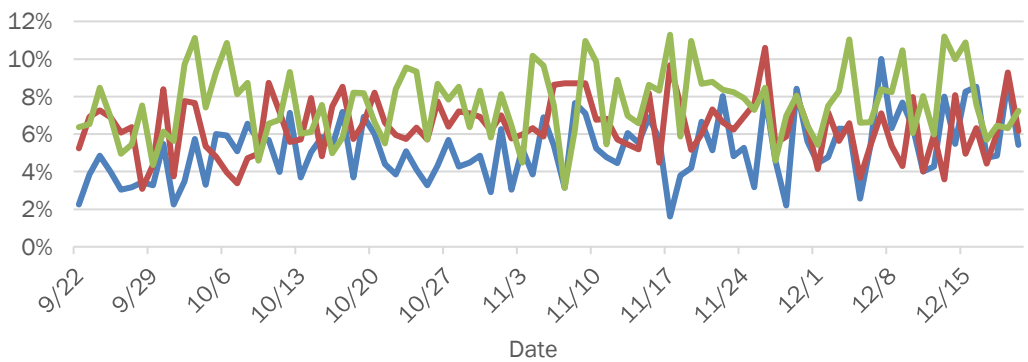
### Percent positivity for new cases in Florida residents

These counts include the number of Florida residents for whom the department received PCR or antigen laboratory results by day. This percent is the number of people who test positive for the first time divided by all the people tested that day, excluding people who have previously tested positive.

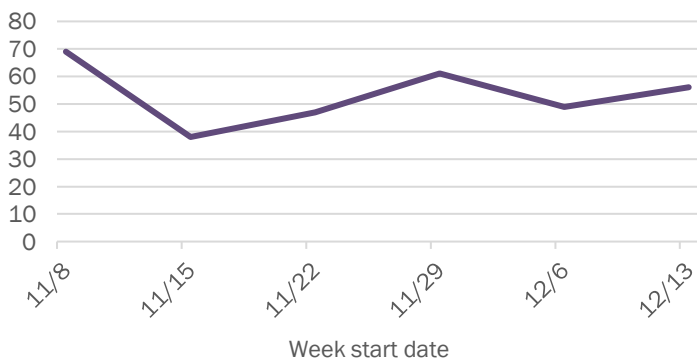


## Emergency department (ED) and freestanding ED (FSED) chief complaint and admission data for Collier County

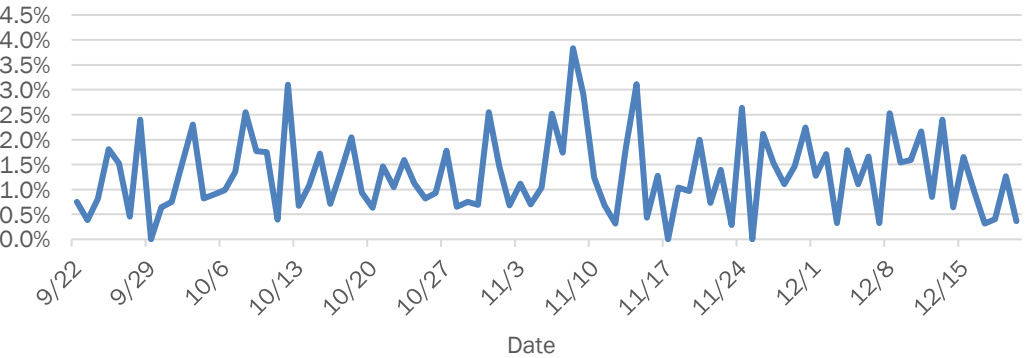
### Daily percent of ED visits mentioning cough, fever, or shortness of breath



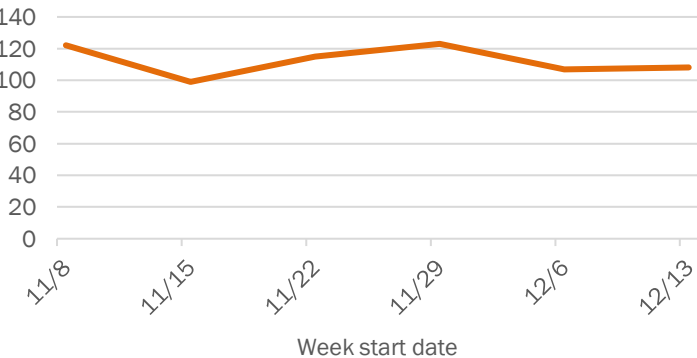
### Weekly count of ED and FSED visits for influenza-like illness



### Daily percent of ED visits resulting in cough-associated admissions



### Weekly count of ED and FSED visits for COVID-like illness



The Electronic Surveillance System for the Early Notification of Community-Based Epidemics (ESSENCE-FL) includes chief complaint data from 211 of 211 Florida EDs and 88 of 89 Florida FSEDs. Data are transmitted electronically to ESSENCE-FL daily or hourly.