

COVID-19: summary for Collier County

Data through Dec 28, 2020 verified as of Dec 29, 2020 at 09:25 AM

Data in this report are provisional and subject to change.

Cases: people with positive PCR or antigen test result

Total cases 22,132

Florida residents 21,572

Non-Florida residents 560

Type of case

PCR positive 17,395

Antigen positive 4,177

Gender for Florida residents

Men 10,586

Women 10,910

Unknown 76

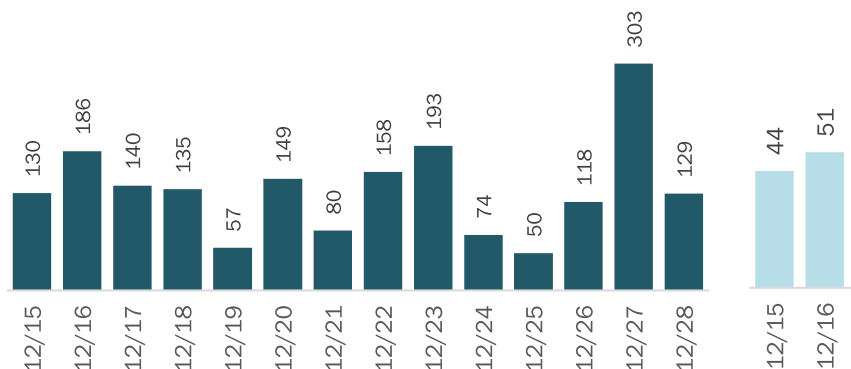
Age for Florida residents

Range 0 - 105

Median age 43

Cases in Florida residents by date

Cases



Race, ethnicity	Cases	Hospitalizations	Deaths
White	12,546 58%	866 70%	265 80%
Hispanic	5,061 23%	298 24%	59 18%
Non-Hispanic	6,846 32%	547 44%	199 60%
Unknown ethnicity	639 3%	21 2%	7 2%
Black	1,161 5%	108 9%	24 7%
Hispanic	67 0%	1 0%	1 0%
Non-Hispanic	1,040 5%	107 9%	21 6%
Unknown ethnicity	54 0%	0 0%	2 1%
Other	2,322 11%	127 10%	20 6%
Hispanic	1,469 7%	92 7%	12 4%
Non-Hispanic	654 3%	31 3%	7 2%
Unknown ethnicity	199 1%	4 0%	1 0%
Unknown race	5,543 26%	138 11%	22 7%
Hispanic	714 3%	30 2%	0 0%
Non-Hispanic	398 2%	10 1%	1 0%
Unknown ethnicity	4,431 21%	98 8%	21 6%
Total	21,572	1,239	331

Age group	All cases	New cases (12/28)	Hospitalizations	Deaths
0-4 years	482 2%	5 4%	16 1%	0
5-14 years	1,093 5%	6 5%	8 1%	0
15-24 years	3,254 15%	21 16%	39 3%	0
25-34 years	3,351 16%	24 19%	70 6%	2
35-44 years	3,169 15%	25 19%	112 9%	6
45-54 years	3,357 16%	14 11%	163 13%	13

COVID-19: summary for Collier County

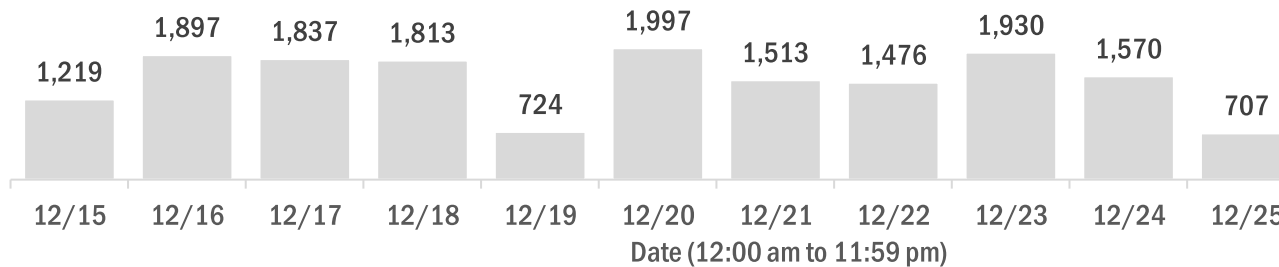
Data through Dec 28, 2020 verified as of Dec 29, 2020 at 09:25 AM

Data in this report are provisional and subject to change.

Laboratory testing for Florida residents over the past 2 weeks

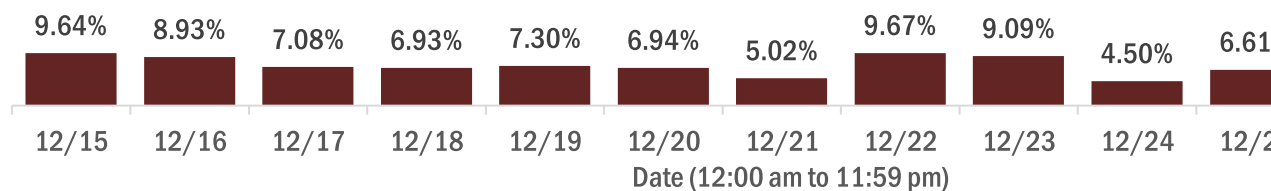
Number of Florida residents who tested negative per day

These counts include the number of people for whom the Department received negative PCR or antigen laboratory results. People who are tested on multiple days will be included once for each day they are tested. Negative results for persons who have previously tested positive will not be included.



Percent positivity for new cases in Florida residents

These counts include the number of Florida residents for whom the department received PCR or antigen laboratory results. People who test positive for the first time divided by all the people tested that day, excluding people who have previously tested positive.



Emergency department (ED) and freestanding ED (FSED) chief complaint and admission data for Collier County

Daily percent of ED visits mentioning
cough, fever, or shortness of breath

