

COVID-19: summary for Collier County

Data through Aug 3, 2020 verified as of Aug 4, 2020 at 09:25 AM

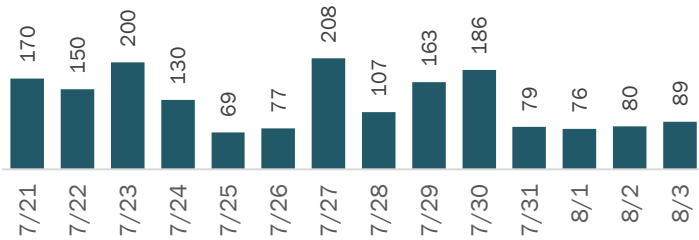
Data in this report are provisional and subject to change.

Cases: people with positive PCR or antigen test result

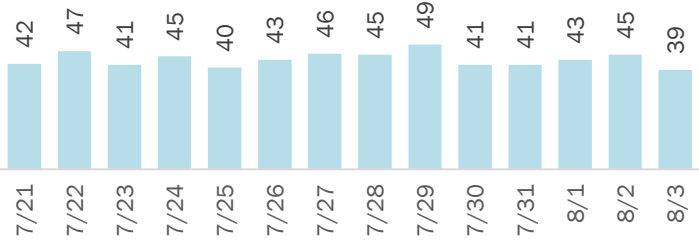
Total cases	9,897
Florida residents	9,740
Non-Florida residents	157
Gender for Florida residents	
Men	4,711
Women	4,910
Unknown	119
Age for Florida residents	
Range	0 - 104
Median age	39

Cases in Florida residents by date case confirmed

Cases



Median age



Race, ethnicity	Cases	Hospitalizations	Deaths
White	4,765 49%	445 65%	89 69%
Hispanic	2,747 28%	197 29%	25 19%
Non-Hispanic	1,619 17%	234 34%	62 48%
Unknown ethnicity	399 4%	14 2%	2 2%
Black	594 6%	68 10%	14 11%
Hispanic	37 0%	1 0%	0 0%
Non-Hispanic	498 5%	66 10%	12 9%
Unknown ethnicity	59 1%	1 0%	2 2%
Other	945 10%	66 10%	7 5%
Hispanic	686 7%	52 8%	5 4%
Non-Hispanic	143 1%	12 2%	1 1%
Unknown ethnicity	116 1%	2 0%	1 1%
Unknown race	3,436 35%	110 16%	19 15%
Hispanic	508 5%	30 4%	2 2%
Non-Hispanic	71 1%	4 1%	1 1%
Unknown ethnicity	2,857 29%	76 11%	16 12%
Total	9,740	689	129

Outcomes for Florida residents		
Collier		
Hospitalizations	689	(7% of all cases)
Deaths	129	(1% of all cases)
New deaths	5	

Statewide		
Hospitalizations	27,952	(6% of all cases)
Deaths	7,402	(2% of all cases)
New deaths	245	

New deaths are those identified since last report.

Cases in facility staff/residents		
Collier		
Long-term care	487	(5% of all cases)
Correctional	10	(0% of all cases)

Statewide		
Long-term care	27,939	(6% of all cases)
Correctional	11,069	(2% of all cases)

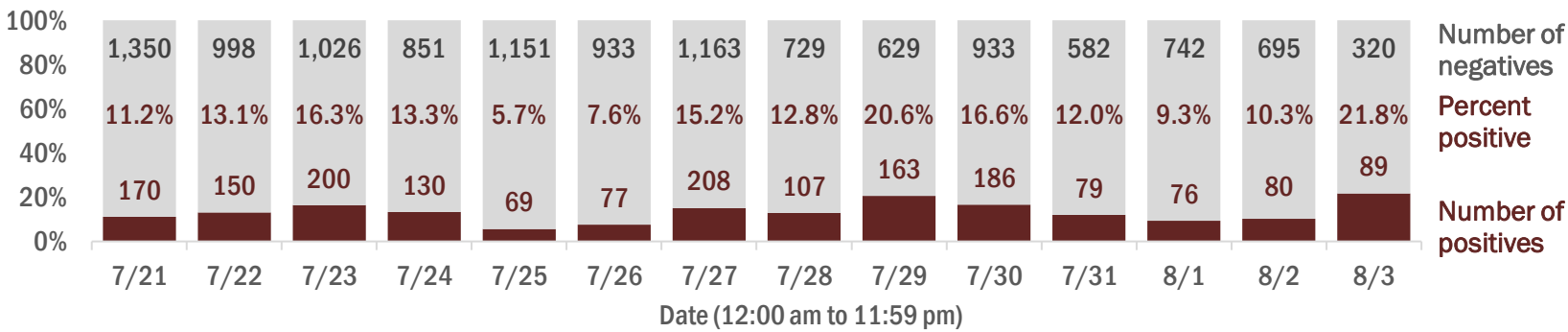
Age group	All cases	New cases (8/03)	Hospitalizations	Deaths
0-4 years	265 3%	3 3%	14 2%	0 0%
5-14 years	515 5%	3 3%	5 1%	0 0%
15-24 years	1,668 17%	13 15%	24 3%	0 0%
25-34 years	1,612 17%	21 24%	46 7%	1 1%
35-44 years	1,661 17%	12 13%	82 12%	4 3%
45-54 years	1,547 16%	18 20%	103 15%	5 4%
55-64 years	1,167 12%	8 9%	95 14%	10 8%
65-74 years	668 7%	5 6%	115 17%	28 22%
75-84 years	429 4%	5 6%	124 18%	36 28%
85+ years	208 2%	1 1%	81 12%	45 35%
Unknown	0 0%	0 0%	0 0%	0 0%
Total	9,740	89	689	129

Hospitalization counts include anyone who was hospitalized at some point during their illness. It does not reflect the number of people currently hospitalized.
Other race includes any person with a race of American Indian/Alaskan native, Asian, native Hawaiian/Pacific Islander, or other.

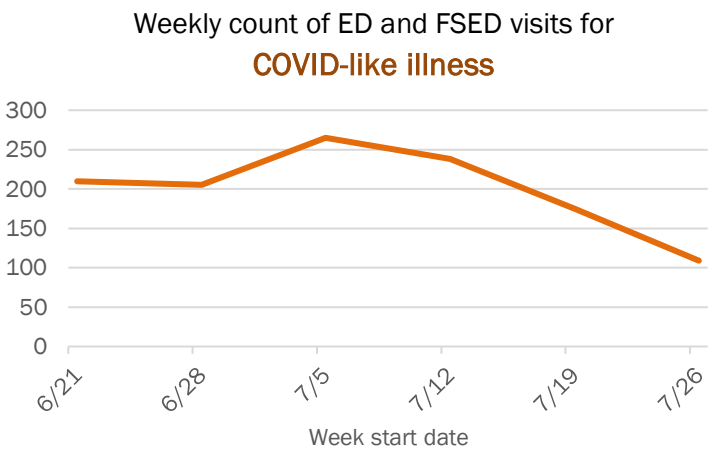
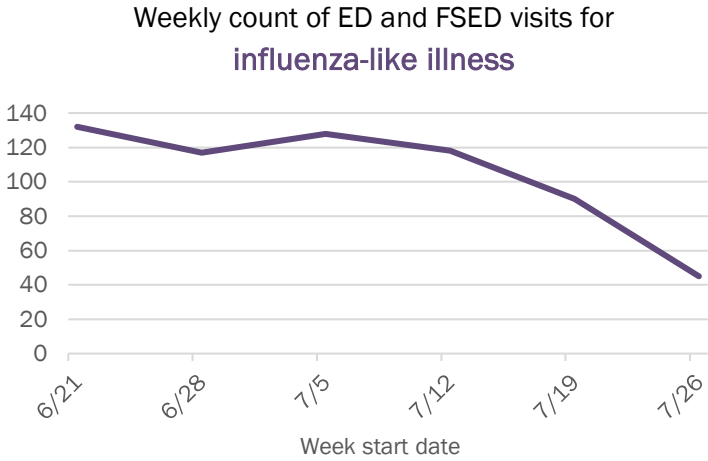
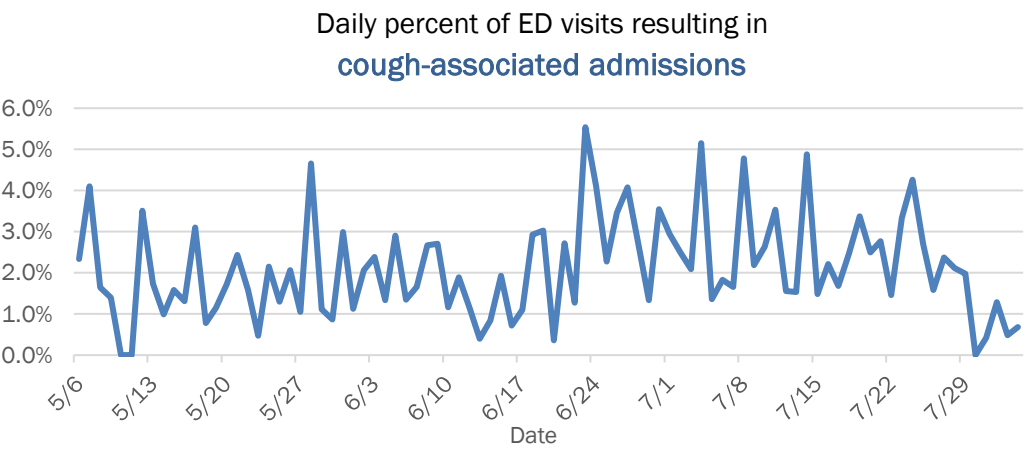
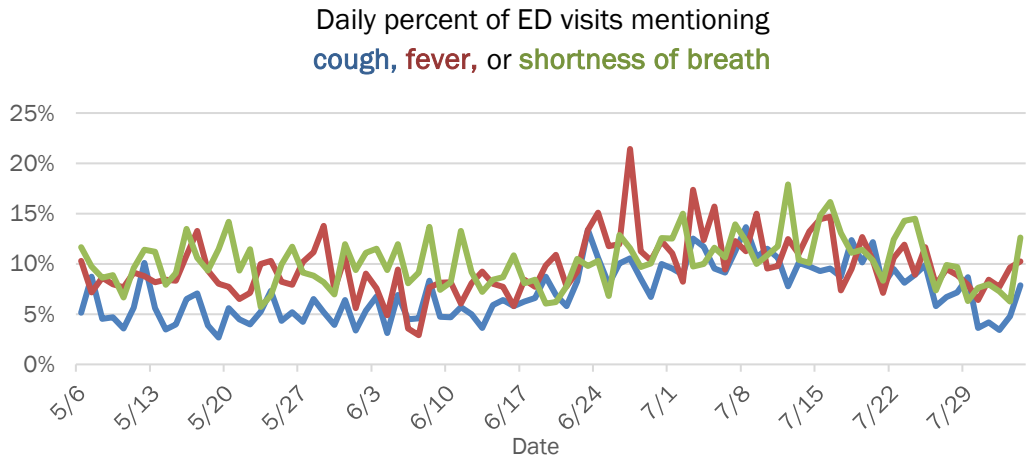
Laboratory testing for Florida residents and non-Florida residents over the past 2 weeks

Percent positivity for new cases

These counts include the number of people for whom the department received PCR or antigen laboratory results by day. This percent is the number of people who test positive for the first time divided by all the people tested that day, excluding people who have previously tested positive.



Emergency department (ED) and freestanding ED (FSED) chief complaint and admission data for Collier County



The Electronic Surveillance System for the Early Notification of Community-Based Epidemics (ESSENCE-FL) includes chief complaint data from 211 of 212 Florida EDs and 77 of 80 Florida FSEDs. Data are transmitted electronically to ESSENCE-FL daily or hourly.