

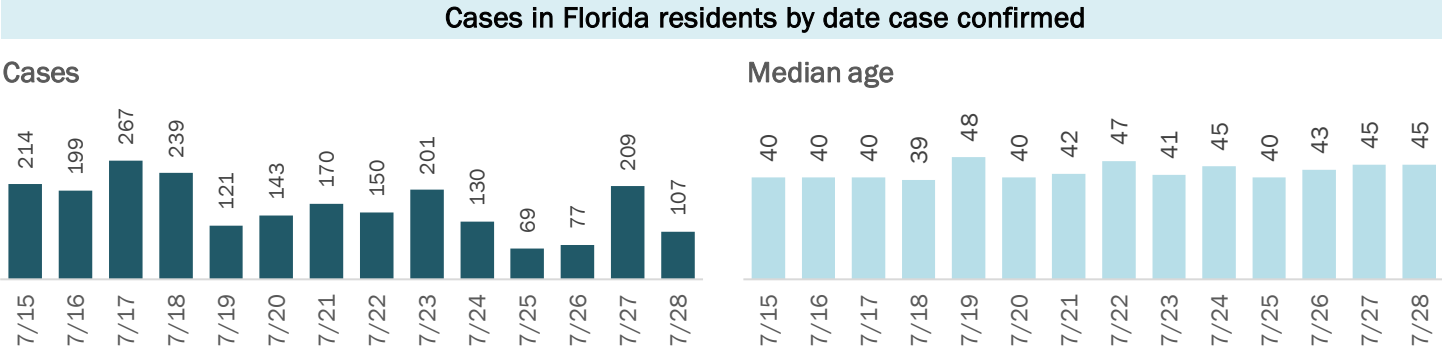
# COVID-19: summary for Collier County

Data through Jul 28, 2020 verified as of Jul 29, 2020 at 09:25 AM

Data in this report are provisional and subject to change.

Cases: people with positive PCR or antigen test result

Total cases	9,178
Florida residents	9,077
Non-Florida residents	101
Gender for Florida residents	
Men	4,430
Women	4,596
Unknown	51
Age for Florida residents	
Range	0 - 101
Median age	39



Race, ethnicity	Cases	Hospitalizations	Deaths
White	4,292 47%	408 65%	86 72%
Hispanic	2,514 28%	183 29%	25 21%
Non-Hispanic	1,430 16%	214 34%	59 49%
Unknown ethnicity	348 4%	11 2%	2 2%
Black	531 6%	60 10%	12 10%
Hispanic	32 0%	1 0%	0 0%
Non-Hispanic	445 5%	58 9%	10 8%
Unknown ethnicity	54 1%	1 0%	2 2%
Other	821 9%	62 10%	6 5%
Hispanic	602 7%	50 8%	4 3%
Non-Hispanic	120 1%	11 2%	1 1%
Unknown ethnicity	99 1%	1 0%	1 1%
Unknown race	3,433 38%	101 16%	16 13%
Hispanic	485 5%	27 4%	2 2%
Non-Hispanic	64 1%	4 1%	1 1%
Unknown ethnicity	2,884 32%	70 11%	13 11%
Total	9,077	631	120

Outcomes for Florida residents		
Collier		
Hospitalizations	631	(7% of all cases)
Deaths	120	(1% of all cases)
New deaths	0	

Statewide		
Hospitalizations	25,499	(6% of all cases)
Deaths	6,333	(1% of all cases)
New deaths	216	

New deaths are those identified since last report.

Cases in facility staff/residents		
Collier		
Long-term care	455	(5% of all cases)
Correctional	9	(0% of all cases)

Statewide		
Long-term care	25,020	(6% of all cases)
Correctional	8,985	(2% of all cases)

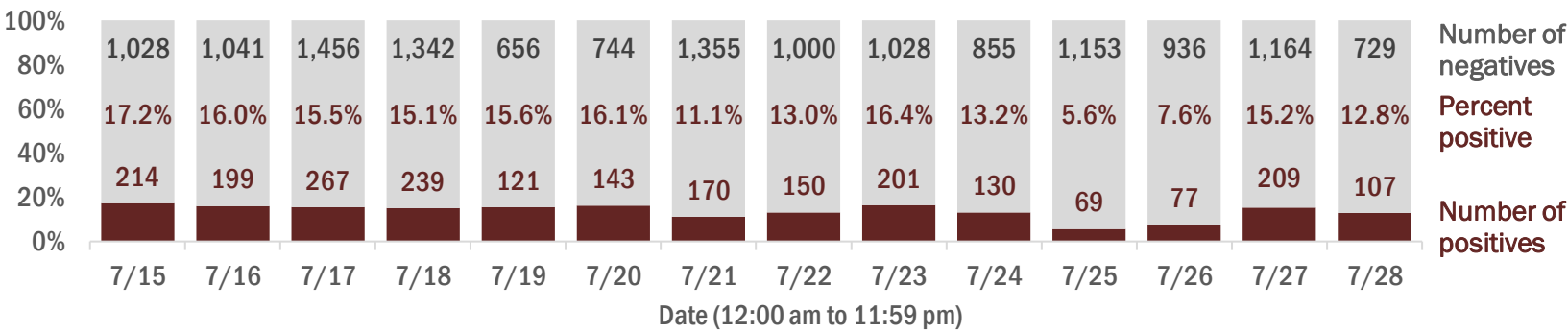
Age group	All cases	New cases (7/28)	Hospitalizations	Deaths
0-4 years	245 3%	2 2%	11 2%	0 0%
5-14 years	486 5%	5 5%	5 1%	0 0%
15-24 years	1,577 17%	13 12%	20 3%	0 0%
25-34 years	1,509 17%	13 12%	42 7%	1 1%
35-44 years	1,553 17%	20 19%	76 12%	4 3%
45-54 years	1,443 16%	17 16%	94 15%	5 4%
55-64 years	1,084 12%	14 13%	87 14%	9 8%
65-74 years	617 7%	11 10%	111 18%	27 23%
75-84 years	385 4%	7 7%	115 18%	34 28%
85+ years	177 2%	5 5%	70 11%	40 33%
Unknown	1 0%	0 0%	0 0%	0 0%
Total	9,077	107	631	120

**Hospitalization** counts include anyone who was hospitalized at some point during their illness. It does not reflect the number of people currently hospitalized.  
**Other race** includes any person with a race of American Indian/Alaskan native, Asian, native Hawaiian/Pacific Islander, or other.

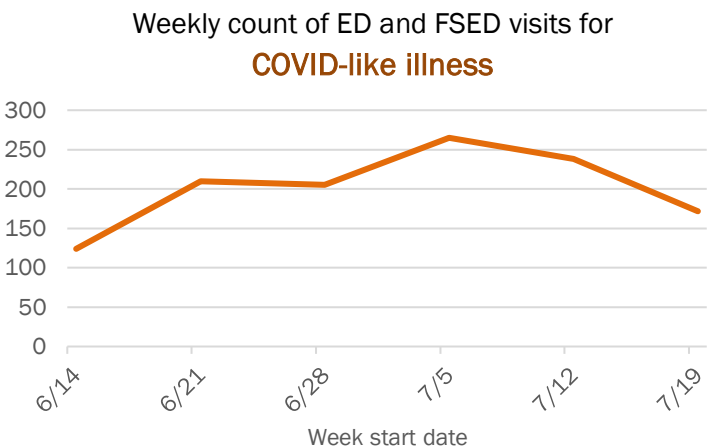
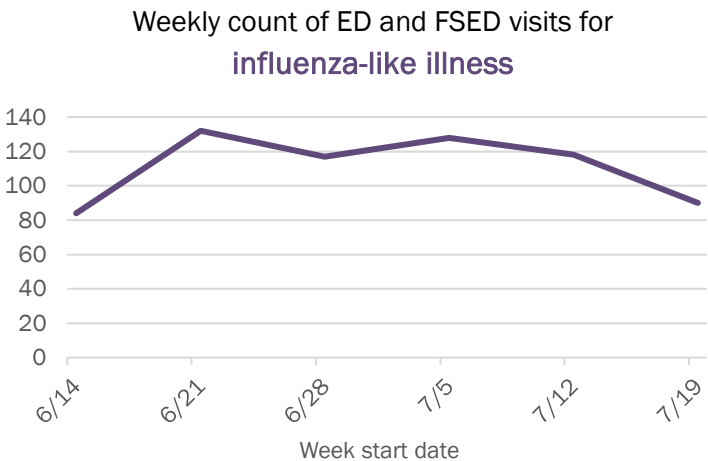
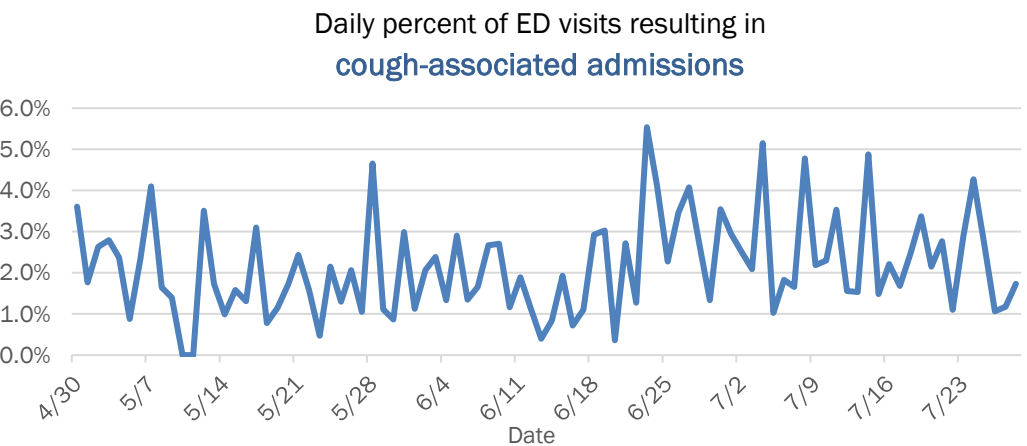
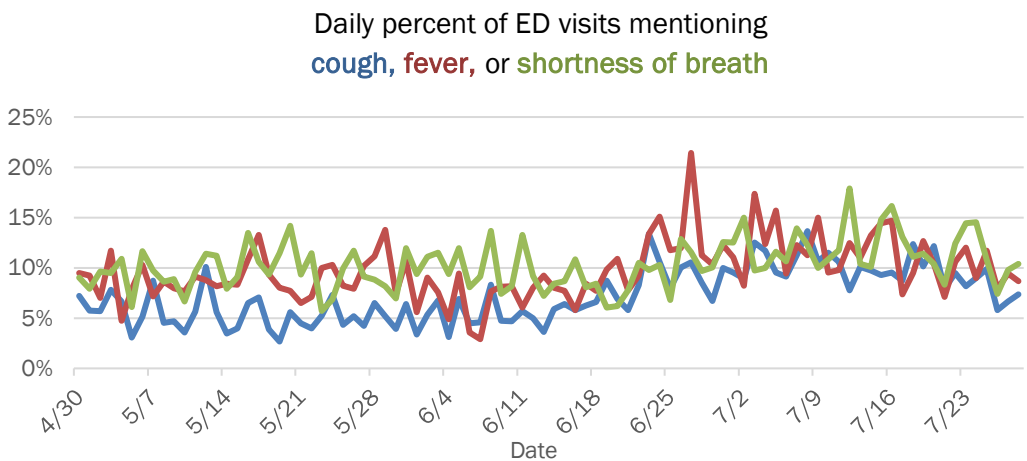
Laboratory testing for Florida residents and non-Florida residents over the past 2 weeks

Percent positivity for new cases

These counts include the number of people for whom the department received PCR or antigen laboratory results by day. This percent is the number of people who test positive for the first time divided by all the people tested that day, excluding people who have previously tested positive.



Emergency department (ED) and freestanding ED (FSED) chief complaint and admission data for Collier County



The Electronic Surveillance System for the Early Notification of Community-Based Epidemics (ESSENCE-FL) includes chief complaint data from 211 of 212 Florida EDs and 77 of 80 Florida FSEDs. Data are transmitted electronically to ESSENCE-FL daily or hourly.