


Plymouth Congregational Church

CHILDREN'S BULLETIN



August 9, 2020

Dear God,

Thanks for today, for this beautiful world, for the health and safety of my friends and family, and for all the things you have given us! Life is better with you and your LOVE! Amen.

Plymouth Children's Prayer



A Special Gift

based on Genesis 37:1-4, 12-28

Speak in a haughty tone when
you tell how the brothers
feel about
Joseph.

Jacob had twelve sons. Yes, twelve sons, and one daughter. But the son who was special to him was Joseph. Jacob liked Joseph so much more than the other sons that he gave Joseph a beautiful coat with long flowing sleeves. The other sons did not have a coat like this, and they were jealous. A coat with sleeves was worn by men who didn't work in the fields. When they saw Joseph in his special coat, they got angry. Why didn't Joseph have to work in the fields? Why didn't their father give them special gifts?

But it wasn't just the special coat. Joseph also told on them when they did something wrong. And Joseph told his brothers that someday they would bow down to him and obey his commands.

One day his brothers were in the fields with the flocks and Jacob called Joseph to him. "Go to your brothers," he told Joseph, "and see that everything is all right with them and the flocks."

Joseph, wearing his special coat, set off. He got to Shechem and a man saw him walking in the fields. "What are you looking for?" asked the man. "My brothers and their flocks," answered Joseph.

"I heard them say they were going to Dothan," the man told Joseph. Indeed, Joseph found them at Dothan.

The brothers saw Joseph coming. "What does he want?" they grumbled. "Him in his fancy coat. Let's kill him and throw him into one of the deep holes. We will say that a wild animal killed him." This is how much they hated Joseph. When Reuben, the oldest brother, heard what they were saying, he said, "We won't kill him. We can put him in a deep hole, but we will not kill him."

When Joseph came near, they took the special coat from him and threw him into a deep hole with no water.

Not long after that, they saw a group of traders on their way to Egypt with things to sell to the Egyptians. Judah said, "Let's not leave Joseph in the deep hole. He is our brother after all. We can sell him to these traders."

This is what the brothers did. They sold Joseph as a slave for 20 pieces of silver and he was taken as a slave to Egypt.

Creation Corner

Jacob Gives Joseph a Coat of Many Colors



Squabbling Brothers

Find the words on the list in the word search. Words can be spelled forwards, backwards, upwards, downwards, and diagonally.

Z	D	I	N	F	S	U	B	R	P	O	R	B	U	B
K	P	A	B	L	N	G	S	K	J	G	K	Q	D	Q
G	D	O	X	O	E	L	U	Z	T	E	U	X	I	R
A	F	P	O	C	Q	C	E	N	A	T	B	B	R	F
Y	J	F	O	K	L	M	E	W	Y	I	X	L	U	L
E	S	F	W	S	B	X	I	O	A	R	Y	N	D	Z
J	E	A	L	O	U	S	Y	N	E	O	W	H	D	F
J	N	J	G	A	E	Q	S	U	P	V	E	T	W	M
Y	O	J	O	V	U	R	B	O	C	A	J	P	H	B
X	D	S	A	K	E	E	H	H	F	F	B	Y	B	T
F	H	L	E	H	N	X	A	A	O	L	S	G	F	G
H	S	Q	T	P	K	E	H	R	D	L	M	E	O	P
Q	D	O	C	S	H	I	D	I	M	U	E	P	U	C
F	R	X	Y	U	B	V	W	G	A	Z	J	T	Y	N
B	C	O	A	T	F	C	W	W	Y	U	K	Q	U	Z

BROTHERS
FAVORITE
JACOB
JUDAH

COAT
FLOCKS
JEALOUSY
REUBEN

EGYPT
HOLE
JOSEPH
SLAVE



Dream Catcher

The Ojibwa Nation believe that hanging a dream catcher near your bed will help you to have good dreams since the bad dreams cannot come through the holes in the web of the dream catcher. In the 1960s and 1970s, other Native American tribes started using dream catchers as well as a symbol of their unity.

Joseph's dreams helped him to know that God had special plans for him and would always be with him. Our dreams can show us the good things God has in mind for us as well. Make a simple dream catcher to hang near your bed.




Illustration 1

Illustration 2

Illustration 3


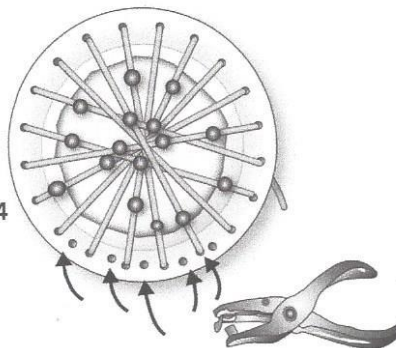
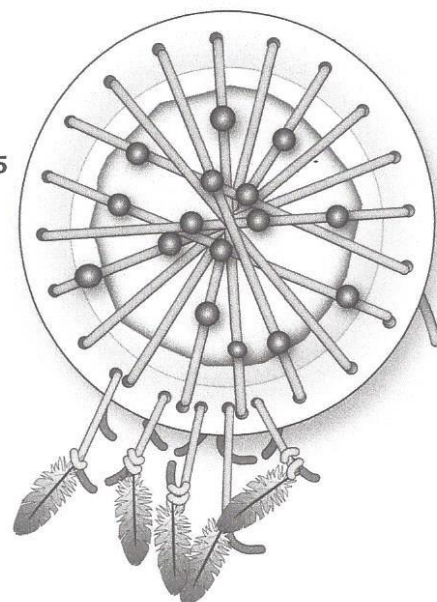


Illustration 4



1. Cut out the centre of a small paper plate leaving the rim. (illus. 1)
2. Use a hole punch to make holes around the rim of the plate. Spacing will determine how difficult this project is. Make fewer holes for younger children and more holes for older children. (illus. 2)
3. Invite children to string yarn back and forth from one side of the rim to the other to create a web-like design. You might need to assist the children in stringing the first two holes to establish the pattern.
4. Add a few beads to the yarn before stringing it through some of the holes. (illus. 3)
5. Tie a knot to secure the yarn when children reach the last hole.
6. Punch five holes at the bottom of the dream catcher. Add lengths of yarn to each hole. Tie feathers to each piece of yarn. (illus. 4 and 5)
7. Punch two holes at the top of the dream catcher. Add a yarn hanger.

Illustration 5





Puzzle Plaque


When you look at an individual jigsaw puzzle piece, you only see a small part of the picture. It is hard to imagine where it fits in the puzzle. When we look at a situation, we only see part of it too. One of the ways we can get a bigger view of the situation is to look at it through God's way.

Materials

- ☐ white card stock/heavy paper, cut into 8 cm/3 in squares
- ☐ coloured card stock/heavy paper, cut into 14 cm/5½ in squares
- ☐ old jigsaw puzzle pieces
- ☐ narrow ribbon
- ☐ glue
- ☐ markers

Instructions

1. Choose a saying for your puzzle plaque. It must fit on the white square. You might want to write it lightly in pencil first or try it on a piece of paper. Then write it with a marker.
2. Glue the white square to the coloured square. Try it at different angles to see what you like best.
3. Glue puzzle pieces around the edge of the plaque.
4. Glue a ribbon hanger to the back of the plaque.



Greetings friends,

During these days of uncertainty, as followers of Jesus, let us remember that we are a HOPE-giving people. Remembering the words of Jesus, "do not be afraid, for I am with you always," we put our trust in the Lord, and in that we find comfort. You are all in my prayers.

If there is anything that I can do for you, please contact me via email at andrea@plymouthmiami.org.

Blessings,

Andrea Burt
Interim Director of Children's Ministries



3400 Devon Road
Coconut Grove, Florida 33133
305-444-6521
www.plymouthmiami.org