



G | P | R | C

REGIONAL BUSINESS IMPACT & RECOVERY SURVEY

February 2021

**GREATER PARKLAND
REGIONAL CHAMBER**

info@gprchamber.ca
780-963-4545

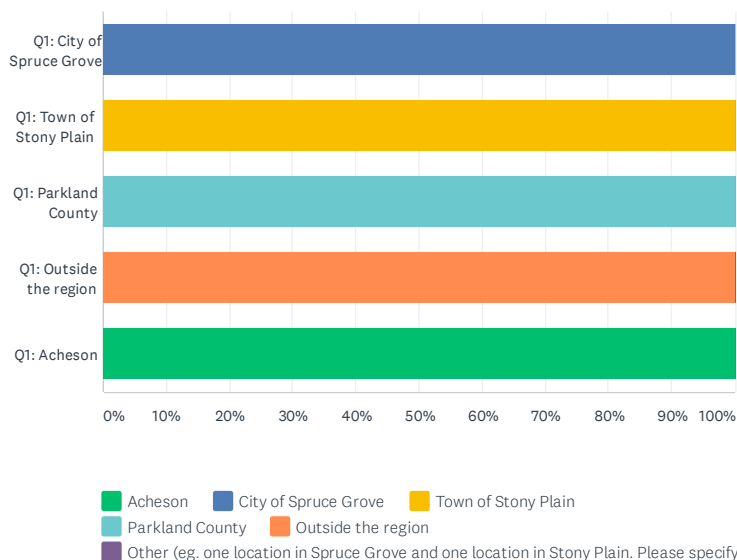
4815 44 Avenue
Stony Plain, AB T7Z 1V5

gprchamber.ca

2021 Regional Business Impact and Recovery Survey

Q1 Select the municipality in the region where your business has a physical presence:

Answered: 82 Skipped: 0

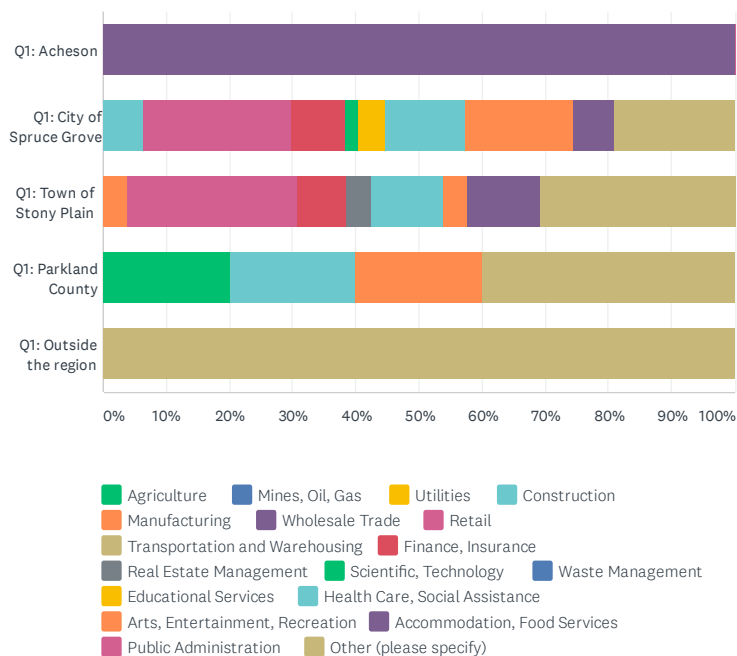


| | ACHESON | CITY OF SPRUCE GROVE | TOWN OF STONY PLAIN | PARKLAND COUNTY | OUTSIDE THE REGION | OTHER (EG. ONE LOCATION IN SPRUCE GROVE AND ONE LOCATION IN STONY PLAIN. PLEASE SPECIFY) | TOTAL |
|------------------------------|--------------|----------------------|---------------------|-----------------|--------------------|--|--------------|
| Q1: City of Spruce Grove (B) | 0.00% 0 | 100.00% 47 | 0.00% 0 | 0.00% 0 | 0.00% 0 | 0.00% 0 | 57.32% 47 |
| Q1: Town of Stony Plain (C) | 0.00% 0 | 0.00% 0 | 100.00% 26 | 0.00% 0 | 0.00% 0 | 0.00% 0 | 31.71% 26 |
| Q1: Parkland County (D) | 0.00% 0 | 0.00% 0 | 0.00% 0 | 100.00% 5 | 0.00% 0 | 0.00% 0 | 6.10% 5 |
| Q1: Outside the region (E) | 0.00% 0 | 0.00% 0 | 0.00% 0 | 0.00% 0 | 100.00% 3 | 0.00% 0 | 3.66% 3 |
| Q1: Acheson (A) | 100.00% 1 | 0.00% 0 | 0.00% 0 | 0.00% 0 | 0.00% 0 | 0.00% 0 | 1.22% 1 |
| Total Respondents | 1 | 47 | 26 | 5 | 3 | 0 | 82 |

2021 Regional Business Impact and Recovery Survey

Q2 Identify the industry sector that best reflects your business activities:

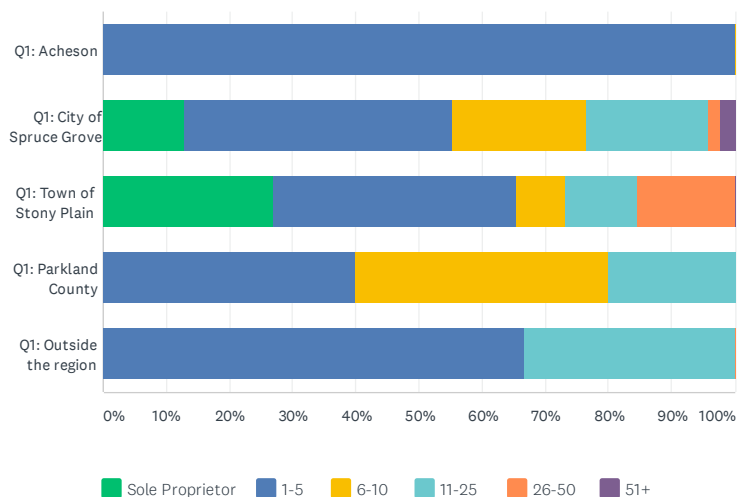
Answered: 82 Skipped: 0



| | AGRICULTURE | MINES, OIL, GAS | UTILITIES | CONSTRUCTION | MANUFACTURING | WHOLESALE TRADE | RETAIL | TRANSPORTATION AND WAREHOUSING | FINANCE, INSURANCE | REAL E |
|------------------------------|-------------|-----------------|------------|--------------|---------------|-----------------|--------------|--------------------------------|--------------------|--------|
| Q1: Acheson (A) | 0.00% 0 | 0.00% 0 | 0.00% 0 | 0.00% 0 | 0.00% 0 | 0.00% 0 | 0.00% 0 | 0.00% 0 | 0.00% 0 | |
| Q1: City of Spruce Grove (B) | 0.00% 0 | 0.00% 0 | 0.00% 0 | 6.38% 3 | 0.00% 0 | 0.00% 0 | 23.40% 11 | 0.00% 0 | 8.51% 4 | |
| Q1: Town of Stony Plain (C) | 0.00% 0 | 0.00% 0 | 0.00% 0 | 0.00% 0 | 3.85% 1 | 0.00% 0 | 26.92% 7 | 0.00% 0 | 7.69% 2 | |
| Q1: Parkland County (D) | 20.00% 1 | 0.00% 0 | 0.00% 0 | 0.00% 0 | 0.00% 0 | 0.00% 0 | 0.00% 0 | 0.00% 0 | 0.00% 0 | |
| Q1: Outside the region (E) | 0.00% 0 | 0.00% 0 | 0.00% 0 | 0.00% 0 | 0.00% 0 | 0.00% 0 | 0.00% 0 | 0.00% 0 | 0.00% 0 | |
| Total Respondents | 1 | 0 | 0 | 3 | 1 | 0 | 18 | 0 | 6 | 1 |

Q3 Identify the number of employees employed in your establishment:

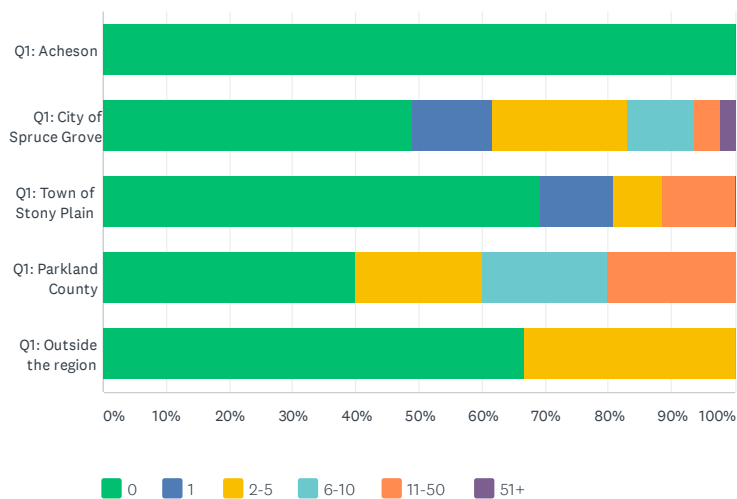
Answered: 82 Skipped: 0



| | SOLE PROPRIETOR | 1-5 | 6-10 | 11-25 | 26-50 | 51+ | TOTAL |
|------------------------------|-----------------|--------------|--------------|-------------|-------------|------------|--------------|
| Q1: Acheson (A) | 0.00% 0 | 100.00% 1 | 0.00% 0 | 0.00% 0 | 0.00% 0 | 0.00% 0 | 1.22% 1 |
| Q1: City of Spruce Grove (B) | 12.77% 6 | 42.55% 20 | 21.28% 10 | 19.15% 9 | 2.13% 1 | 2.13% 1 | 57.32% 47 |
| Q1: Town of Stony Plain (C) | 26.92% 7 | 38.46% 10 | 7.69% 2 | 11.54% 3 | 15.38% 4 | 0.00% 0 | 31.71% 26 |
| Q1: Parkland County (D) | 0.00% 0 | 40.00% 2 | 40.00% 2 | 20.00% 1 | 0.00% 0 | 0.00% 0 | 6.10% 5 |
| Q1: Outside the region (E) | 0.00% 0 | 66.67% 2 | 0.00% 0 | 33.33% 1 | 0.00% 0 | 0.00% 0 | 3.66% 3 |
| Total Respondents | 13 | 35 | 14 | 14 | 5 | 1 | 82 |

Q4 Please provide your reported total layoffs:

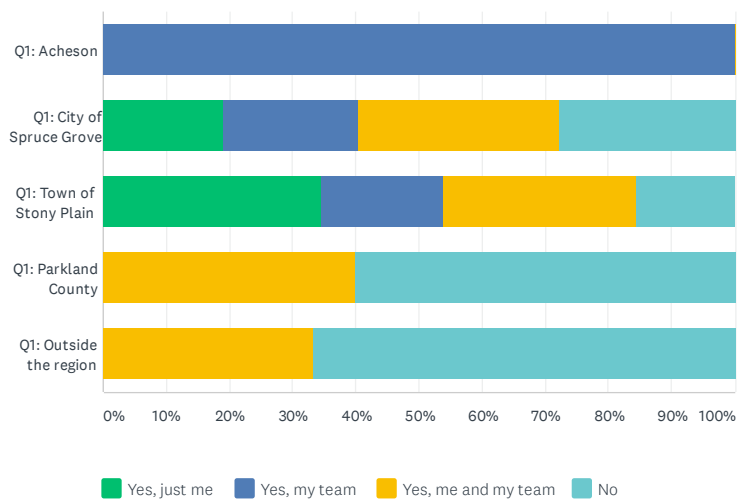
Answered: 82 Skipped: 0



| | 0 | 1 | 2-5 | 6-10 | 11-50 | 51+ | TOTAL |
|------------------------------|--------------|-------------|--------------|-------------|-------------|------------|--------------|
| Q1: Acheson (A) | 100.00% 1 | 0.00% 0 | 0.00% 0 | 0.00% 0 | 0.00% 0 | 0.00% 0 | 1.22% 1 |
| Q1: City of Spruce Grove (B) | 48.94% 23 | 12.77% 6 | 21.28% 10 | 10.64% 5 | 4.26% 2 | 2.13% 1 | 57.32% 47 |
| Q1: Town of Stony Plain (C) | 69.23% 18 | 11.54% 3 | 7.69% 2 | 0.00% 0 | 11.54% 3 | 0.00% 0 | 31.71% 26 |
| Q1: Parkland County (D) | 40.00% 2 | 0.00% 0 | 20.00% 1 | 20.00% 1 | 20.00% 1 | 0.00% 0 | 6.10% 5 |
| Q1: Outside the region (E) | 66.67% 2 | 0.00% 0 | 33.33% 1 | 0.00% 0 | 0.00% 0 | 0.00% 0 | 3.66% 3 |
| Total Respondents | 46 | 9 | 14 | 6 | 6 | 1 | 82 |

Q5 Did you and/or your team work to reduced hours?

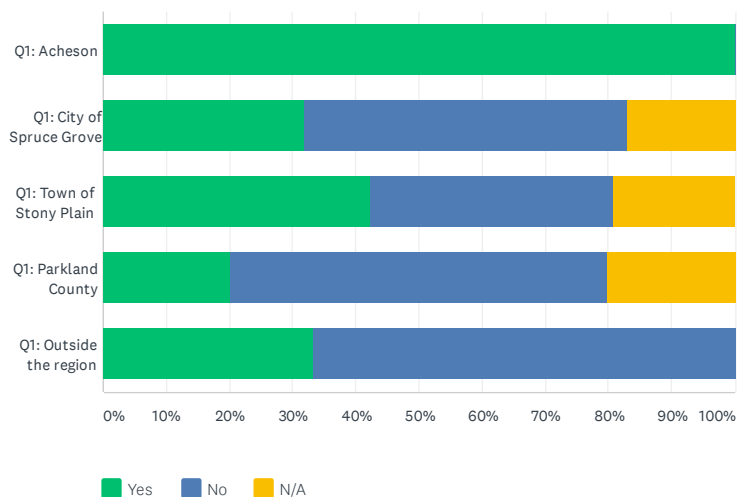
Answered: 82 Skipped: 0



| | YES, JUST ME | YES, MY TEAM | YES, ME AND MY TEAM | NO | TOTAL |
|------------------------------|--------------|--------------|---------------------|--------------|--------------|
| Q1: Acheson (A) | 0.00% 0 | 100.00% 1 | 0.00% 0 | 0.00% 0 | 1.22% 1 |
| Q1: City of Spruce Grove (B) | 19.15% 9 | 21.28% 10 | 31.91% 15 | 27.66% 13 | 57.32% 47 |
| Q1: Town of Stony Plain (C) | 34.62% 9 | 19.23% 5 | 30.77% 8 | 15.38% 4 | 31.71% 26 |
| Q1: Parkland County (D) | 0.00% 0 | 0.00% 0 | 40.00% 2 | 60.00% 3 | 6.10% 5 |
| Q1: Outside the region (E) | 0.00% 0 | 0.00% 0 | 33.33% 1 | 66.67% 2 | 3.66% 3 |
| Total Respondents | 18 | 16 | 26 | 22 | 82 |

Q6 Have there been employee absences due to childcare requirements?

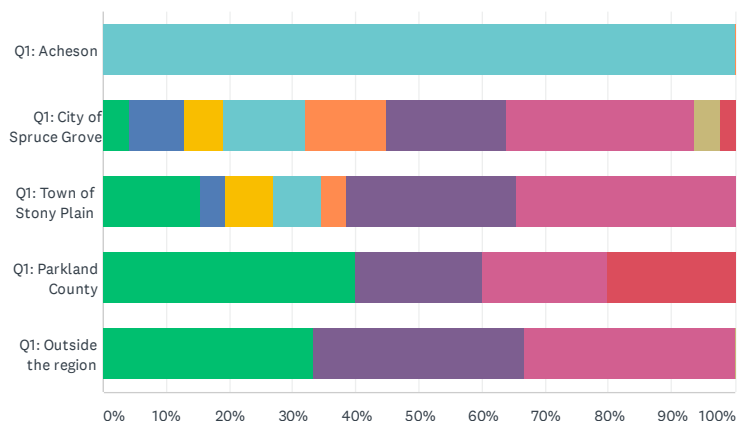
Answered: 82 Skipped: 0



| | YES | NO | N/A | TOTAL |
|------------------------------|--------------|--------------|-------------|--------------|
| Q1: Acheson (A) | 100.00% 1 | 0.00% 0 | 0.00% 0 | 1.22% 1 |
| Q1: City of Spruce Grove (B) | 31.91% 15 | 51.06% 24 | 17.02% 8 | 57.32% 47 |
| Q1: Town of Stony Plain (C) | 42.31% 11 | 38.46% 10 | 19.23% 5 | 31.71% 26 |
| Q1: Parkland County (D) | 20.00% 1 | 60.00% 3 | 20.00% 1 | 6.10% 5 |
| Q1: Outside the region (E) | 33.33% 1 | 66.67% 2 | 0.00% 0 | 3.66% 3 |
| Total Respondents | 29 | 39 | 14 | 82 |

Q7 Are you and your team working remotely?

Answered: 82 Skipped: 0

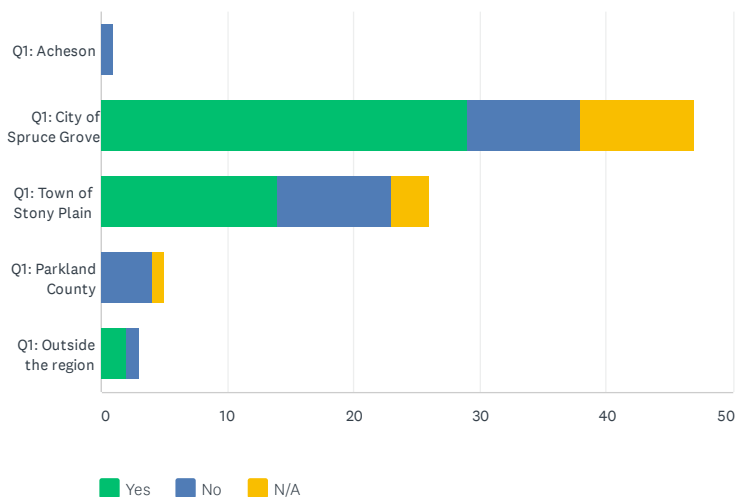


■ Yes - 100% of team
 ■ Yes - 80% of team
 ■ Yes - 50% of team
■ Yes - 20% of team
 ■ Yes - just me
 ■ No - all have returned to office
■ No - remained working at business premises
■ No - I have returned and my team are still working remotely
■ Will remain homebased and will give up office/commercial space

| | YES - 100% OF TEAM | YES - 80% OF TEAM | YES - 50% OF TEAM | YES - 20% OF TEAM | YES - JUST ME | NO - ALL HAVE RETURNED TO OFFICE | NO - REMAINED WORKING AT BUSINESS PREMISES | NO - I HAVE RETURNED AND MY TEAM ARE STILL WORKING REMOTELY | WILL REMAIN HOMEBASED AND WILL GIVE UP OFFICE/COMMERCIAL SPACE | TOTAL |
|------------------------------|--------------------|-------------------|-------------------|-------------------|---------------|----------------------------------|--|---|--|--------------|
| Q1: Acheson (A) | 0.00% 0 | 0.00% 0 | 0.00% 0 | 100.00% 1 | 0.00% 0 | 0.00% 0 | 0.00% 0 | 0.00% 0 | 0.00% 0 | 1.22% 1 |
| Q1: City of Spruce Grove (B) | 4.26% 2 | 8.51% 4 | 6.38% 3 | 12.77% 6 | 12.77% 6 | 19.15% 9 | 29.79% 14 | 4.26% 2 | 2.13% 1 | 57.32% 47 |
| Q1: Town of Stony Plain (C) | 15.38% 4 | 3.85% 1 | 7.69% 2 | 7.69% 2 | 3.85% 1 | 26.92% 7 | 34.62% 9 | 0.00% 0 | 0.00% 0 | 31.71% 26 |
| Q1: Parkland County (D) | 40.00% 2 | 0.00% 0 | 0.00% 0 | 0.00% 0 | 0.00% 0 | 20.00% 1 | 20.00% 1 | 0.00% 0 | 20.00% 1 | 6.10% 5 |
| Q1: Outside the region (E) | 33.33% 1 | 0.00% 0 | 0.00% 0 | 0.00% 0 | 0.00% 0 | 33.33% 1 | 33.33% 1 | 0.00% 0 | 0.00% 0 | 3.66% 3 |
| Total Respondents | 9 | 5 | 5 | 9 | 7 | 18 | 25 | 2 | 2 | 82 |

Q8 Have you had issues with supply chain?

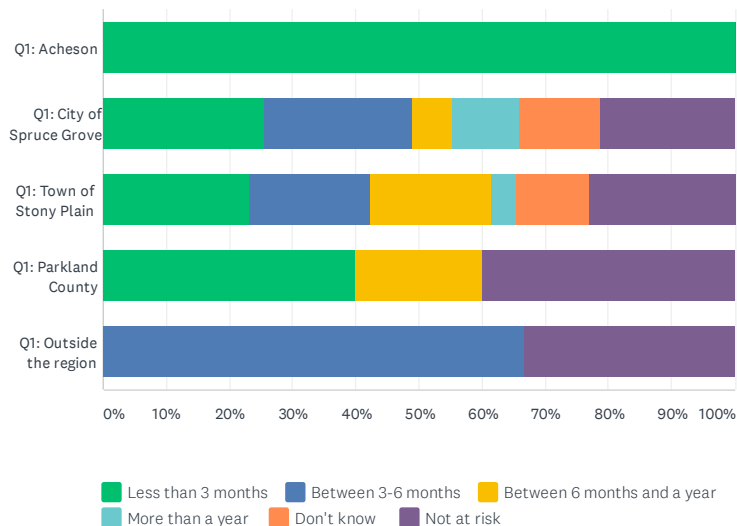
Answered: 82 Skipped: 0



| | YES | NO | N/A | TOTAL |
|------------------------------|--------------|--------------|-------------|--------------|
| Q1: Acheson (A) | 0.00% 0 | 100.00% 1 | 0.00% 0 | 1.22% 1 |
| Q1: City of Spruce Grove (B) | 61.70% 29 | 19.15% 9 | 19.15% 9 | 57.32% 47 |
| Q1: Town of Stony Plain (C) | 53.85% 14 | 34.62% 9 | 11.54% 3 | 31.71% 26 |
| Q1: Parkland County (D) | 0.00% 0 | 80.00% 4 | 20.00% 1 | 6.10% 5 |
| Q1: Outside the region (E) | 66.67% 2 | 33.33% 1 | 0.00% 0 | 3.66% 3 |
| Total Respondents | 45 | 24 | 13 | 82 |

Q9 How long does your business have until it runs out of the cash needed to cover everyday expenses?

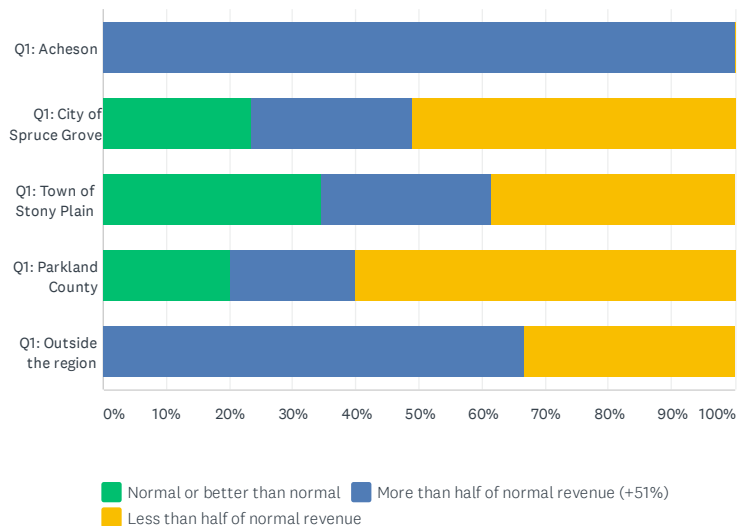
Answered: 82 Skipped: 0



| | LESS THAN 3 MONTHS | BETWEEN 3-6 MONTHS | BETWEEN 6 MONTHS AND A YEAR | MORE THAN A YEAR | DON'T KNOW | NOT AT RISK | TOTAL |
|------------------------------|--------------------|--------------------|-----------------------------|------------------|-------------|--------------|--------------|
| Q1: Acheson (A) | 100.00% 1 | 0.00% 0 | 0.00% 0 | 0.00% 0 | 0.00% 0 | 0.00% 0 | 1.22% 1 |
| Q1: City of Spruce Grove (B) | 25.53% 12 | 23.40% 11 | 6.38% 3 | 10.64% 5 | 12.77% 6 | 21.28% 10 | 57.32% 47 |
| Q1: Town of Stony Plain (C) | 23.08% 6 | 19.23% 5 | 19.23% 5 | 3.85% 1 | 11.54% 3 | 23.08% 6 | 31.71% 26 |
| Q1: Parkland County (D) | 40.00% 2 | 0.00% 0 | 20.00% 1 | 0.00% 0 | 0.00% 0 | 40.00% 2 | 6.10% 5 |
| Q1: Outside the region (E) | 0.00% 0 | 66.67% 2 | 0.00% 0 | 0.00% 0 | 0.00% 0 | 33.33% 1 | 3.66% 3 |
| Total Respondents | 21 | 18 | 9 | 6 | 9 | 19 | 82 |

Q10 How much of your usual revenue for this time of year is your business currently making?

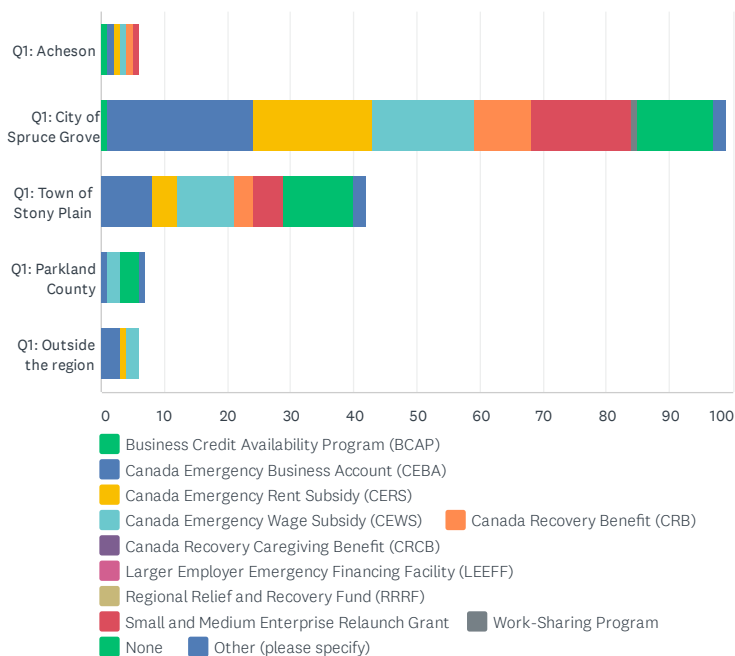
Answered: 82 Skipped: 0



| | NORMAL OR BETTER THAN NORMAL | MORE THAN HALF OF NORMAL REVENUE (+51%) | LESS THAN HALF OF NORMAL REVENUE | TOTAL |
|------------------------------|------------------------------|---|----------------------------------|--------------|
| Q1: Acheson (A) | 0.00% 0 | 100.00% 1 | 0.00% 0 | 1.22% 1 |
| Q1: City of Spruce Grove (B) | 23.40% 11 | 25.53% 12 | 51.06% 24 | 57.32% 47 |
| Q1: Town of Stony Plain (C) | 34.62% 9 | 26.92% 7 | 38.46% 10 | 31.71% 26 |
| Q1: Parkland County (D) | 20.00% 1 | 20.00% 1 | 60.00% 3 | 6.10% 5 |
| Q1: Outside the region (E) | 0.00% 0 | 66.67% 2 | 33.33% 1 | 3.66% 3 |
| Total Respondents | 21 | 23 | 38 | 82 |

Q11 Business programs you have accessed for support:

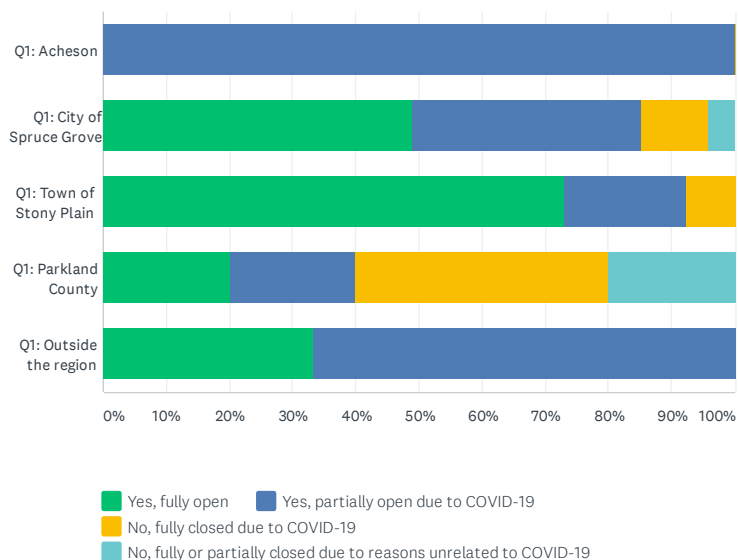
Answered: 82 Skipped: 0



| | BUSINESS CREDIT AVAILABILITY PROGRAM (BCAP) | CANADA EMERGENCY BUSINESS ACCOUNT (CEBA) | CANADA EMERGENCY RENT SUBSIDY (CERS) | CANADA EMERGENCY WAGE SUBSIDY (CEWS) | CANADA RECOVERY BENEFIT (CRB) | CANADA RECOVERY CAREGIVING BENEFIT (CRCB) | LARGER EMPLOYER EMERGENCY FINANCING FACILITY (LEEFF) | REGIONAL RELIEF AND RECOVERY FUND (RRRF) | SMALL AND MEDIUM ENTERPRISE RELAUNCH GRANT | WORK-SHARIN PROGR. |
|------------------------------|---|--|--------------------------------------|--------------------------------------|-------------------------------|---|--|--|--|--------------------|
| Q1: Acheson (A) | 100.00% 1 | 100.00% 1 | 100.00% 1 | 100.00% 1 | 100.00% 1 | 0.00% 0 | 0.00% 0 | 0.00% 0 | 100.00% 1 | 0.0 |
| Q1: City of Spruce Grove (B) | 2.13% 1 | 48.94% 23 | 40.43% 19 | 34.04% 16 | 19.15% 9 | 0.00% 0 | 0.00% 0 | 0.00% 0 | 34.04% 16 | 2.1 |
| Q1: Town of Stony Plain (C) | 0.00% 0 | 30.77% 8 | 15.38% 4 | 34.62% 9 | 11.54% 3 | 0.00% 0 | 0.00% 0 | 0.00% 0 | 19.23% 5 | 0.0 |
| Q1: Parkland County (D) | 0.00% 0 | 20.00% 1 | 0.00% 0 | 40.00% 2 | 0.00% 0 | 0.00% 0 | 0.00% 0 | 0.00% 0 | 0.00% 0 | 0.0 |
| Q1: Outside the region (E) | 0.00% 0 | 100.00% 3 | 33.33% 1 | 66.67% 2 | 0.00% 0 | 0.00% 0 | 0.00% 0 | 0.00% 0 | 0.00% 0 | 0.0 |
| Total Respondents | 2 | 36 | 25 | 30 | 13 | 0 | 0 | 0 | 22 | 1 |

Q12 As of today, is your business still open?

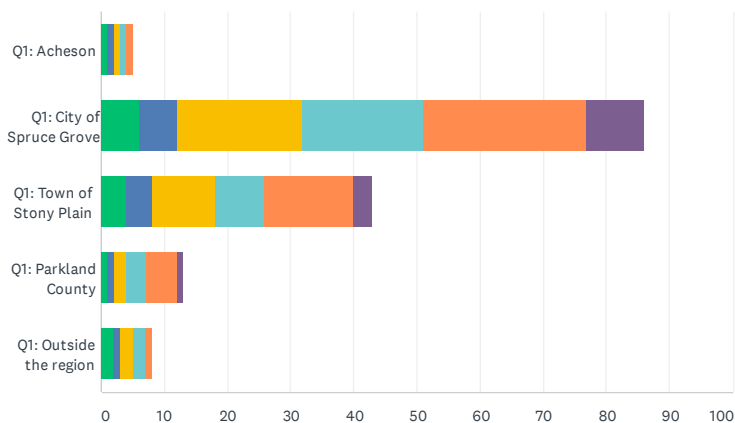
Answered: 82 Skipped: 0



| | YES, FULLY OPEN | YES, PARTIALLY OPEN DUE TO COVID-19 | NO, FULLY CLOSED DUE TO COVID-19 | NO, FULLY OR PARTIALLY CLOSED DUE TO REASONS UNRELATED TO COVID-19 | TOTAL |
|------------------------------|-----------------|-------------------------------------|----------------------------------|--|--------------|
| Q1: Acheson (A) | 0.00% 0 | 100.00% 1 | 0.00% 0 | 0.00% 0 | 1.22% 1 |
| Q1: City of Spruce Grove (B) | 48.94% 23 | 36.17% 17 | 10.64% 5 | 4.26% 2 | 57.32% 47 |
| Q1: Town of Stony Plain (C) | 73.08% 19 | 19.23% 5 | 7.69% 2 | 0.00% 0 | 31.71% 26 |
| Q1: Parkland County (D) | 20.00% 1 | 20.00% 1 | 40.00% 2 | 20.00% 1 | 6.10% 5 |
| Q1: Outside the region (E) | 33.33% 1 | 66.67% 2 | 0.00% 0 | 0.00% 0 | 3.66% 3 |
| Total Respondents | 44 | 26 | 9 | 3 | 82 |

Q13 Support you desire from local Municipalities:

Answered: 82 Skipped: 0

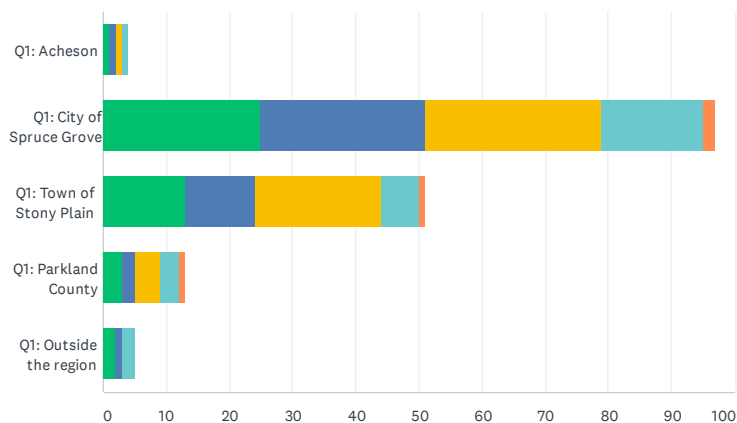


■ Deferrals of municipal charges
 ■ Deferral on utility fees
■ Information & leadership
 ■ Promotion & marketing assistance
■ Advocacy support to other levels of government
 ■ Other (please specify)

| | DEFERRALS OF MUNICIPAL CHARGES | DEFERRAL ON UTILITY FEES | INFORMATION & LEADERSHIP | PROMOTION & MARKETING ASSISTANCE | ADVOCACY SUPPORT TO OTHER LEVELS OF GOVERNMENT | OTHER (PLEASE SPECIFY) | TOTAL |
|------------------------------|--------------------------------|--------------------------|--------------------------|----------------------------------|--|------------------------|---------------|
| Q1: Acheson (A) | 100.00% 1 | 100.00% 1 | 100.00% 1 | 100.00% 1 | 100.00% 1 | 0.00% 0 | 6.10% 5 |
| Q1: City of Spruce Grove (B) | 12.77% 6 | 12.77% 6 | 42.55% 20 | 40.43% 19 | 55.32% 26 | 19.15% 9 | 104.88% 86 |
| Q1: Town of Stony Plain (C) | 15.38% 4 | 15.38% 4 | 38.46% 10 | 30.77% 8 | 53.85% 14 | 11.54% 3 | 52.44% 43 |
| Q1: Parkland County (D) | 20.00% 1 | 20.00% 1 | 40.00% 2 | 60.00% 3 | 100.00% 5 | 20.00% 1 | 15.85% 13 |
| Q1: Outside the region (E) | 66.67% 2 | 33.33% 1 | 66.67% 2 | 66.67% 2 | 33.33% 1 | 0.00% 0 | 9.76% 8 |
| Total Respondents | 14 | 13 | 35 | 33 | 47 | 13 | 82 |

Q14 Support you desire from your Chamber of Commerce:

Answered: 82 Skipped: 0

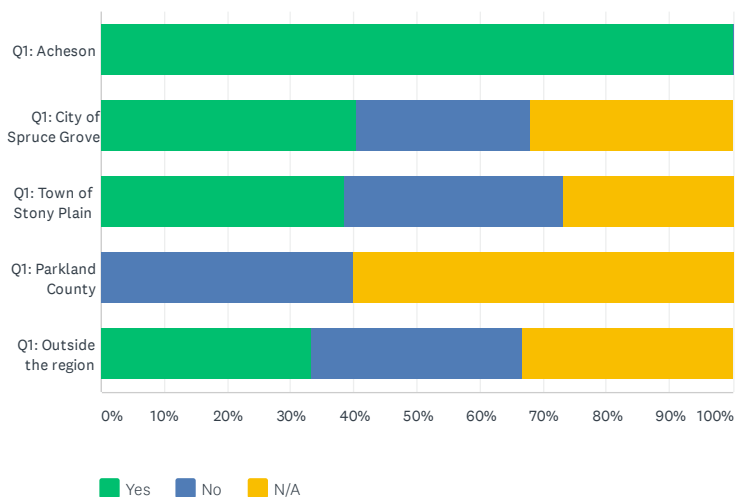


■ Information & leadership
 ■ Promotion & marketing assistance
■ Advocacy support at all levels of government
 ■ Networking opportunities
■ Other (please specify)

| | INFORMATION & LEADERSHIP | PROMOTION & MARKETING ASSISTANCE | ADVOCACY SUPPORT AT ALL LEVELS OF GOVERNMENT | NETWORKING OPPORTUNITIES | OTHER (PLEASE SPECIFY) | TOTAL |
|------------------------------|--------------------------|----------------------------------|--|--------------------------|------------------------|---------------|
| Q1: Acheson (A) | 100.00% 1 | 100.00% 1 | 100.00% 1 | 100.00% 1 | 0.00% 0 | 4.88% 4 |
| Q1: City of Spruce Grove (B) | 53.19% 25 | 55.32% 26 | 59.57% 28 | 34.04% 16 | 4.26% 2 | 118.29% 97 |
| Q1: Town of Stony Plain (C) | 50.00% 13 | 42.31% 11 | 76.92% 20 | 23.08% 6 | 3.85% 1 | 62.20% 51 |
| Q1: Parkland County (D) | 60.00% 3 | 40.00% 2 | 80.00% 4 | 60.00% 3 | 20.00% 1 | 15.85% 13 |
| Q1: Outside the region (E) | 66.67% 2 | 33.33% 1 | 0.00% 0 | 66.67% 2 | 0.00% 0 | 6.10% 5 |
| Total Respondents | 44 | 41 | 53 | 28 | 4 | 82 |

Q15 Sufficiency of support programs to see you through COVID-19:

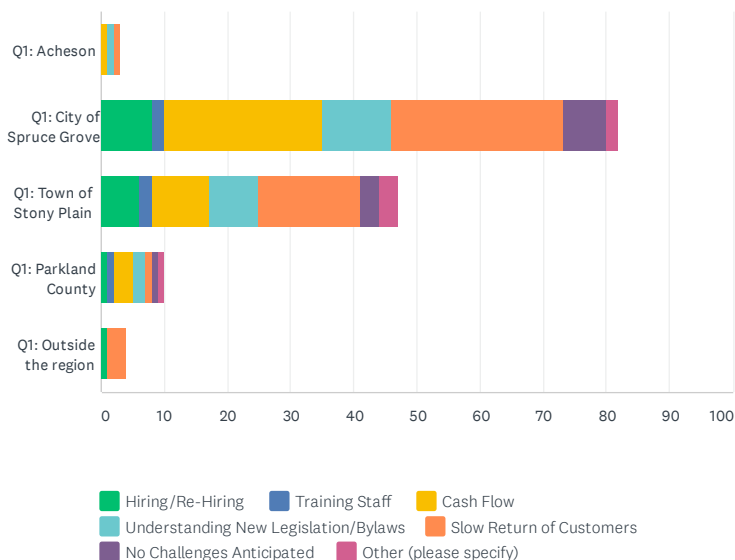
Answered: 82 Skipped: 0



| | YES | NO | N/A | TOTAL |
|------------------------------|--------------|--------------|--------------|--------------|
| Q1: Acheson (A) | 100.00% 1 | 0.00% 0 | 0.00% 0 | 1.22% 1 |
| Q1: City of Spruce Grove (B) | 40.43% 19 | 27.66% 13 | 31.91% 15 | 57.32% 47 |
| Q1: Town of Stony Plain (C) | 38.46% 10 | 34.62% 9 | 26.92% 7 | 31.71% 26 |
| Q1: Parkland County (D) | 0.00% 0 | 40.00% 2 | 60.00% 3 | 6.10% 5 |
| Q1: Outside the region (E) | 33.33% 1 | 33.33% 1 | 33.33% 1 | 3.66% 3 |
| Total Respondents | 31 | 25 | 26 | 82 |

Q16 Your biggest obstacle(s) to COVID-19 business recovery:

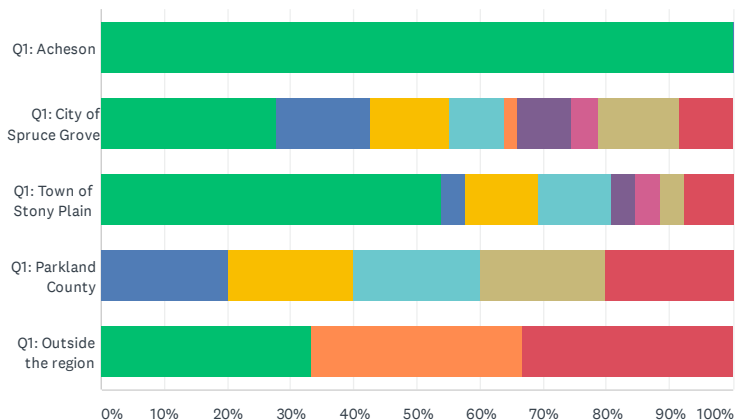
Answered: 82 Skipped: 0



| | HIRING/RE-HIRING | TRAINING STAFF | CASH FLOW | UNDERSTANDING NEW LEGISLATION/BYLAWS | SLOW RETURN OF CUSTOMERS | NO CHALLENGES ANTICIPATED | OTHER (PLEASE SPECIFY) | TOTAL |
|------------------------------|------------------|----------------|--------------|--------------------------------------|--------------------------|---------------------------|------------------------|---------------|
| Q1: Acheson (A) | 0.00% 0 | 0.00% 0 | 100.00% 1 | 100.00% 1 | 100.00% 1 | 0.00% 0 | 0.00% 0 | 3.66% 3 |
| Q1: City of Spruce Grove (B) | 17.02% 8 | 4.26% 2 | 53.19% 25 | 23.40% 11 | 57.45% 27 | 14.89% 7 | 4.26% 2 | 100.00% 82 |
| Q1: Town of Stony Plain (C) | 23.08% 6 | 7.69% 2 | 34.62% 9 | 30.77% 8 | 61.54% 16 | 11.54% 3 | 11.54% 3 | 57.32% 47 |
| Q1: Parkland County (D) | 20.00% 1 | 20.00% 1 | 60.00% 3 | 40.00% 2 | 20.00% 1 | 20.00% 1 | 20.00% 1 | 12.20% 10 |
| Q1: Outside the region (E) | 33.33% 1 | 0.00% 0 | 0.00% 0 | 0.00% 0 | 100.00% 3 | 0.00% 0 | 0.00% 0 | 4.88% 4 |
| Total Respondents | 16 | 5 | 38 | 22 | 48 | 11 | 6 | 82 |

Q17 Apart from revenues, what have been the impacts of the pandemic so far on your business or you as a business owner?

Answered: 82 Skipped: 0



- Psychological health issues
- Worked significantly more than before
- Cancelled business investments/expansion plans
- Permanently let go of employees you would have otherwise kept
- Sold business assets (property, equipment, etc.)
- Sold or used personal assets (RRSPs, mortgage refinancing, etc.)
- Took another job on the side
- None of the above
- Other (please specify)

| | PSYCHOLOGICAL HEALTH ISSUES | WORKED SIGNIFICANTLY MORE THAN BEFORE | CANCELLED BUSINESS INVESTMENTS/EXPANSION PLANS | PERMANENTLY LET GO OF EMPLOYEES YOU WOULD HAVE OTHERWISE KEPT | SOLD BUSINESS ASSETS (PROPERTY, EQUIPMENT, ETC.) | SOLD OR USED PERSONAL ASSETS (RRSPS, MORTGAGE REFINANCING, ETC.) | TOOK ANOTHER JOB ON THE SIDE | NONE OF THE ABOVE | OTHEI (PLEA SPECI |
|------------------------------|-----------------------------|---------------------------------------|--|---|--|--|------------------------------|-------------------|-------------------|
| Q1: Acheson (A) | 100.00% 1 | 0.00% 0 | 0.00% 0 | 0.00% 0 | 0.00% 0 | 0.00% 0 | 0.00% 0 | 0.00% 0 | 0.00% 0 |
| Q1: City of Spruce Grove (B) | 27.66% 13 | 14.89% 7 | 12.77% 6 | 8.51% 4 | 2.13% 1 | 8.51% 4 | 4.26% 2 | 12.77% 6 | 8.51% 4 |
| Q1: Town of Stony Plain (C) | 53.85% 14 | 3.85% 1 | 11.54% 3 | 11.54% 3 | 0.00% 0 | 3.85% 1 | 3.85% 1 | 3.85% 1 | 7.69% 2 |
| Q1: Parkland County (D) | 0.00% 0 | 20.00% 1 | 20.00% 1 | 20.00% 1 | 0.00% 0 | 0.00% 0 | 0.00% 0 | 20.00% 1 | 20.00% 1 |
| Q1: Outside the region (E) | 33.33% 1 | 0.00% 0 | 0.00% 0 | 0.00% 0 | 33.33% 1 | 0.00% 0 | 0.00% 0 | 0.00% 0 | 33.33% 1 |
| Total Respondents | 29 | 9 | 10 | 8 | 2 | 5 | 3 | 8 | 8 |