

Happy
New Year



Creating Your Winter Wonderland: Indoor Plants for a Joyful Home Transformation





From Halloween to Thanksgiving to Christmas, festive decorations adorn your home, indoors and out. However, as winter arrives and the holidays conclude, indoor plants and gardens can transform your house from a blank canvas into a joyful sanctuary. Explore the benefits of plants during the winter months and learn how they can enhance your home and mood.

Benefits of Indoor Plants

Indoor plants provide various benefits. They improve air quality, boost mood, and enhance decor. Incorporating plants into your home can create a tranquil environment, making it an ideal retreat during the cold winter months. Understanding these benefits can help you make informed decisions about your indoor garden and give you something to incorporate during the long winter days.

Choosing the Right Plants

Selecting the right plants is essential for a successful indoor garden. Consider low-light options and plants that require minimal maintenance. Choose plants that fit the area, and consider grouping plants. A 6-inch potted plant can be lovely for a small area. The varieties listed below thrive indoors and require minimal care, making them perfect for winter gardening:

Pothos (Devil's Ivy)	Snake Plant	ZZ Plant	Succulents
<ul style="list-style-type: none"> ❖ Variety of green colors ❖ Thrives in all types of light conditions <p>**toxic to animals if ingested</p>	<ul style="list-style-type: none"> ❖ Purifies the air ❖ Modern flair <p>**toxic to animals if ingested</p>	<ul style="list-style-type: none"> ❖ Dr. Moon's all-time favorite is the ZZ black ❖ Variety of types & colors <p>**toxic to animals if ingested</p>	<ul style="list-style-type: none"> ❖ Give them sun to help with color & keep them warm ❖ Fun varieties <p>**Most succulents are not toxic to animals, but look up the type to be certain</p>
			

Maintenance Tips for Winter

Proper maintenance is crucial for thriving indoor plants. During winter, ensure your plants receive adequate light and water. Adjust your care routines—such as misting the plants if you have low humidity—to keep them healthy and vibrant, but be careful not to overwater. Most of these plants do not require much sunlight or water, making them perfect for long winter days. And the majority of these plants die from overwatering, not underwatering. They need good drainage, so select plants growing in a pot with suitable drainage holes when purchasing.

Creating a Cozy Atmosphere

Enhance your indoor garden or plants with elements that promote coziness. Use decorative pots, fairy lights, and soft textiles to create a warm ambiance that will make your space feel inviting and tranquil during winter. Be creative and enjoy the process of bringing green indoors.

Transforming your home into a winter wonderland with indoor plants is fulfilling and beneficial. Embrace the joy of nurturing plants and enjoy the serenity they bring, creating a peaceful environment. Create your oasis and make winter a season of growth and happiness.

Winter Pest Control

Most people do not consider controlling insects, mites, and diseases in their plants during winter. But now is an excellent time to reduce those overwintering pests and diseases for next spring and summer.

Be sure to clean up leaves and other debris from your yard. This debris provides a perfect place for pests to overwinter. Also, be aware of stacked firewood in your yard. It is another overwintering site for pests.

Neem Oil is an excellent organic control for overwintering insects, mites, and some diseases. Spray thoroughly to treat all your trees, shrubs, ground cover, and perennials. Spray several days before an expected rain event and when temperatures exceed freezing. Apply at the rates given on the label instructions. It is safe to use on fruits and vegetables until the day of harvest. This preventative treatment will benefit you by reducing insect and disease problems during the spring and summer.



Prepping your Landscape for Arctic Cold!!

In Texas, when temperatures fall below freezing for an extended period, the temperatures can damage tender plants that have not acclimated to the brutal cold. The best protection for these plants is to keep them from being dry going into this type of weather.

Regardless of recent rains, it's crucial to provide extra water to all types of plants, including trees, shrubs, ground cover, vines, perennials, ornamental grasses, annual color, and turf (lawns). This is especially important for new plantings with a limited root system. All plants continue to need water in the winter, **and hydrated plants are better equipped to survive cold weather due to their frost protection.** Water, which releases heat slower than plant tissue, acts as a shield against the cold. Moisture in the soil also traps heat and gives off heat to plants, helping them stay warmer for a few days. This simple task can significantly improve plant survival.

Water early and do not water after the cold arrives. **Make sure irrigation systems are off during freezing weather!** During an extended freeze, you can also cover plants for extra protection. If possible or affordable, use fabric, not plastic. Remove materials immediately once temperatures warm back up to prevent disease.

January 2025 Issue of *Gardening by the Moon*