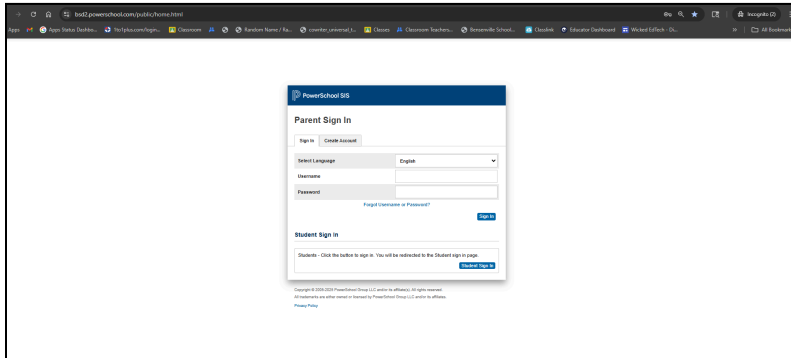
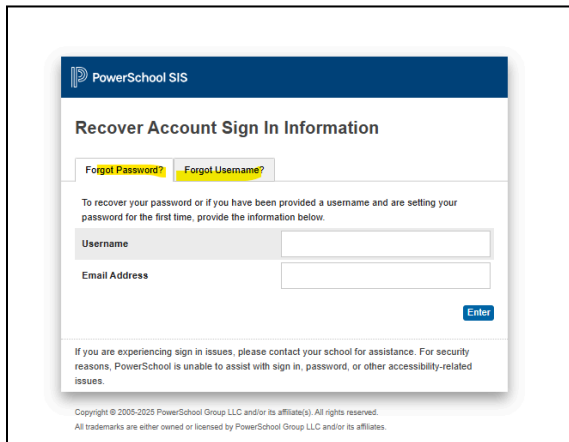


How to Access the Powerschool Parent Portal (on a Web Browser)

1. Go to bsd2.powerschool.com/public
2. Login with your username and password. *This is the same account you used to register your child for this school year.*




*If you don't know your username or password, click the 'Forgot Username/Password?' option, click the necessary tab, and fill in information. You will then receive an email from Powerschool with a link to reset your username or password.



**If you do not yet have a parent portal account, please contact your school's main office to get one set up.

3. Once logged in, you will be on the homepage and can navigate to the different tabs to find information about your child's classes. If you have multiple children in the district, you can switch between children in the top navigation bar.



How to Access the Powerschool Parent Portal (on the Mobile App)

Please Note: The mobile app does not provide as detailed information as the web version of the parent portal does. The parent portal does not list specific assignment grades and does not show progress reports nor report cards. If you need to view this information, please access the parent portal through a web browser on your phone or a computer.

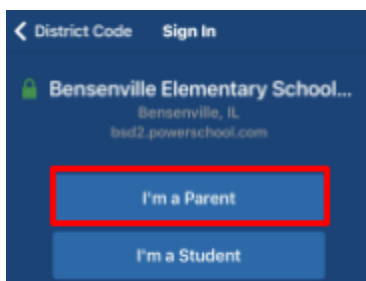
1. Download the Powerschool app from the app store (Apple) or the Play store (Android).



2. Open the app.
3. Enter the district code. The code for Bensenville School District 2 is **GDTJ**.



4. Click 'I'm a Parent.'



5. Enter your username and password.