





The PowerSchool parent portal provides parents access to their students' schedules, attendance, assignments, and grades. Access the PowerSchool parent portal by going to

bsd2.powerschool.com/public

Scan the QR codes or visit sites below for additional information.

Video: How to create a PowerSchool parent account	Video: How to navigate the parent portal to view assignment grades
 https://youtu.be/18XUyj3gQ-A	 tinyurl.com/3vfprfjb
Additional information and directions can be found at www.bsd2.org/powerschool .	

Frequently Asked Questions

1. I forgot my username and/or password, what should I do?

Utilize the 'Forgot Username or Password?' option on the login page. An automated email will be sent to the email you initially signed up with.

2. I have never had an account, and I need the access codes to connect my account to my child(ren). How can I get my access codes?

Contact the school's main office.

3. Is this the same account I used to register my child?

Yes!

4. Is there a mobile app available?

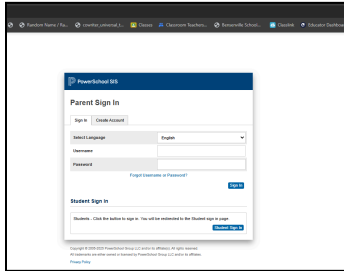
There is a Powerschool mobile app, but it is recommended to access the parent portal via the browser rather than the app. The browser provides more detailed information regarding grades.

5. I have a PowerSchool account for my child at Fenton, can I use the same login?

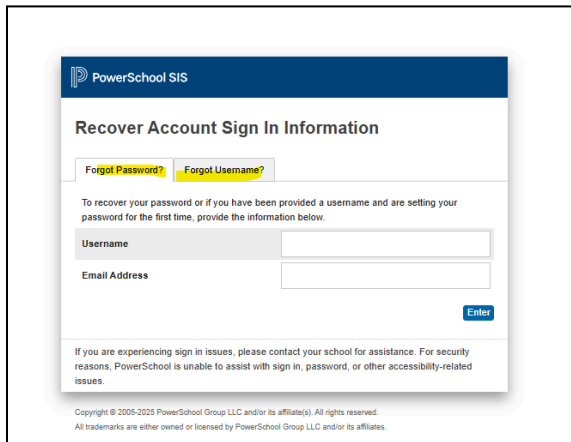
No, a separate account is needed under our specific BSD2 login site (bsd2.powerschool.com/public). You can sign up using the same email address when creating an account.

How to Access the Powerschool Parent Portal (on a Web Browser)

1. Go to bsd2.powerschool.com/public
2. Login with your username and password. *This is the same account you used to register your child for this school year.*

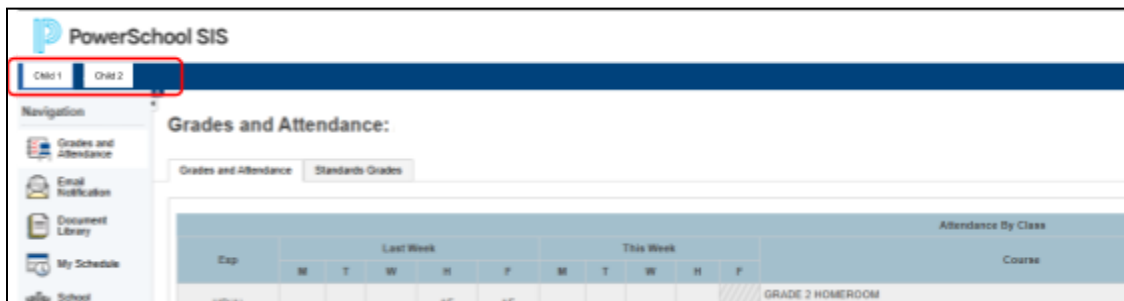


*If you don't know your username or password, click the 'Forgot Username/Password?' option, click the necessary tab, and fill in information. You will then receive an email from Powerschool with a link to reset your username or password.



**If you do not yet have a parent portal account, please contact your school's main office to get one set up.

3. Once logged in, you will be on the homepage and can navigate to the different tabs to find information about your child's classes. If you have multiple children in the district, you can switch between children in the top navigation bar.



How to Access the Powerschool Parent Portal (on the Mobile App)

Please Note: The mobile app does not provide as detailed information as the web version of the parent portal does. The parent portal does not list specific assignment grades and does not show progress reports nor report cards. If you need to view this information, please access the parent portal through a web browser on your phone or a computer.

1. Download the Powerschool app from the app store (Apple) or the Play store (Android).



2. Open the app.
3. Enter the district code. The code for Bensenville School District 2 is **GDTJ**.



4. Click 'I'm a Parent.'



5. Enter your username and password.

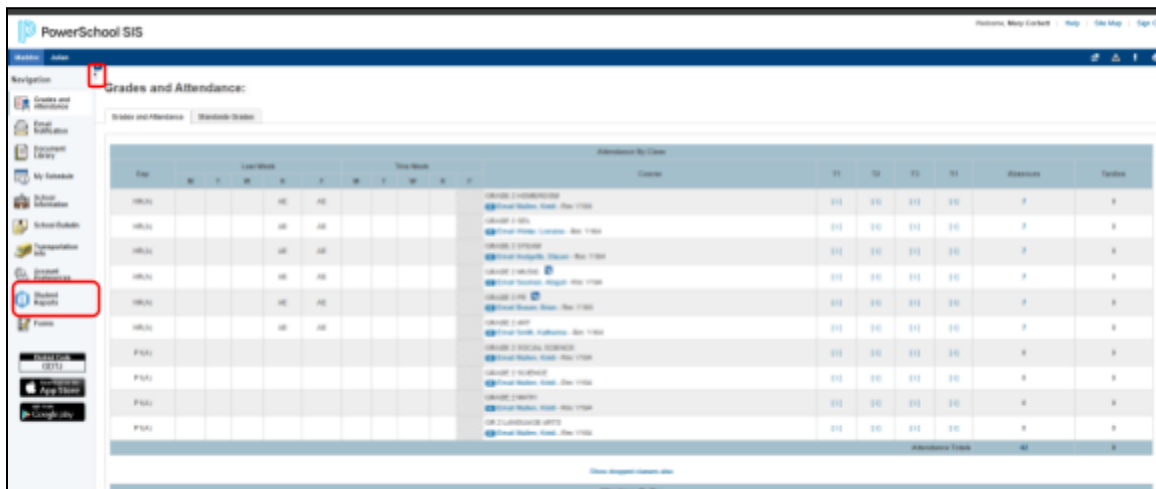
How to View Student Academic Progress Reports and Report Cards (Web Browser Only)

Please Note: Progress reports and report cards are only viewable on the web version of Powerschool. They are not available in the mobile app. To access progress reports and report cards on a phone, please open a web browser (i.e. Chrome, Safari, etc.).

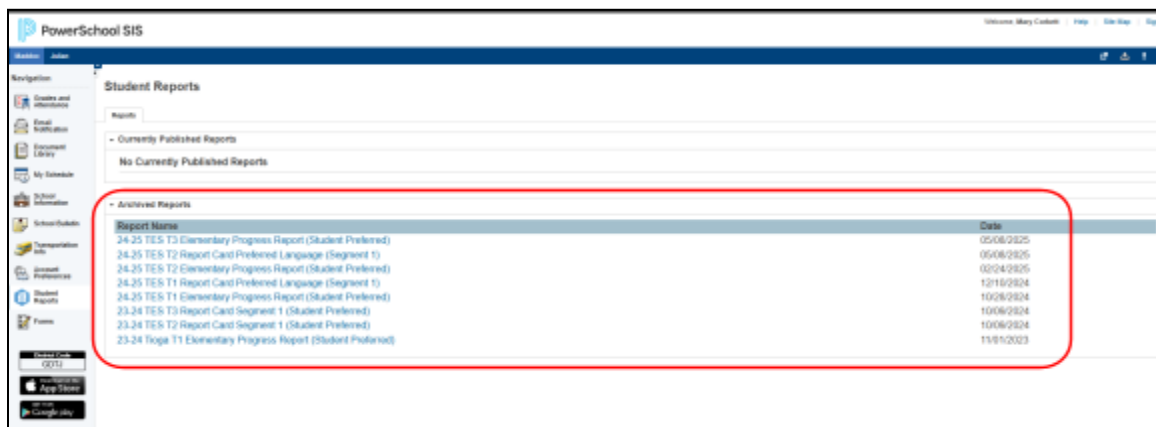
*Progress reports are released at the midterm of each trimester for grades K-5.

**Report cards are released at the end of each trimester for grades K-8.

1. Go to bsd2.powerschool.com/public
2. Login with your username and password. *Need help with this step? Click [here](#).*
3. Go to 'Student Reports' in the navigation list on the left. *If accessing on a phone, you may need to click the grey arrow at the top to show the navigation list.*



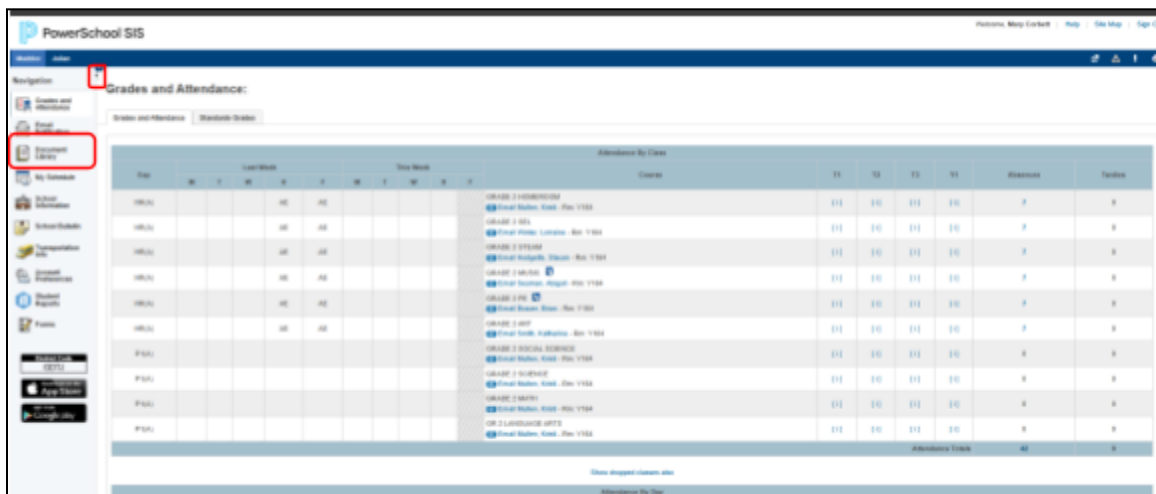
4. A list of reports will appear, the newest reports will be at the top. Reports are labeled with the school year and the type of the report. Click the title of the report to open and view the report.
*Reports will be viewable on the 'report release' days listed on the calendar.



How to View Student NWEA MAP Testing Student Progress Reports (Web Browser Only)

Please Note: NWEA MAP student progress reports are only viewable on the web version of Powerschool. They are not available in the mobile app. To access progress reports and report cards on a phone, please open a web browser (i.e. Chrome, Safari, etc.).

1. Go to bsd2.powerschool.com/public
2. Login with your username and password. *Need help with this step? Click [here](#).*
3. Go to '**Document Library**' in the navigation list on the left. *If accessing on a phone, you may need to click the grey arrow at the top to show the navigation list.*



4. *The page may be slow to load. A list of reports will appear, the newest reports will be at the top. Click the paper icon under the 'View' column to open up a PDF version of the selected report.*

