



ACTIVITY TIME
30 minutes



SETUP TIME
15 minutes



SKILLS LEARNED
Shot Process,
Decision Making,
Predicting



AWARDS MATCH
Form



THE POINT

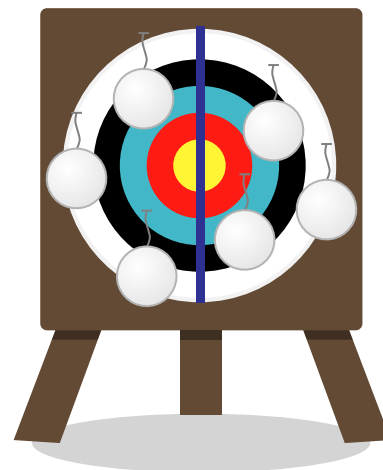
Get in the holiday spirit with this fun game! Whether you live in a part of the country that is knee-deep in snow or your archers are still in shorts and a t-shirt, everyone will feel like they are in a winter wonderland. Archers will have a chance to participate in a "snowball" fight while improving their archery skills at the same time!

EQUIPMENT NEEDED

- Three arrows per student, different or distinctive for scoring purposes
- 50 Foam Balls (large, medium, small sizes recommended. These are the foam balls that stores carry to create Christmas ornaments and other holiday decorations and will be used as Snowballs)
- Target Pins
- Bright tape to divide each target
- String (to hang the snowballs on the target)
- Paint, glitter and other art supplies to decorate the snowballs

RANGE CHANGE

1. Place two quivers at each target
2. Place a piece of tape vertically on each target to divide target in half (left side and right side)
3. Secure the snowballs to the target by hanging each one on a string and then securing each to target (snowballs should be dangling)
4. Each side of the target should have large and small snowballs
5. Place three snowballs on each side of the target (each target will have six snowballs)



PROCEDURE

- Pair up students to share a target (two archers per target)
- Place three arrows in each ground quiver

Coach's Tip: Pair archers of similar skill together on each target for a fair and exciting game.

RULES OF THE GAME

- After the instructor's whistle command, students will shoot one arrow at a time, alternating until each has shot three arrows. Archers will aim for snowballs on their side of the target.
- When shooting is complete, archers tally the number of snowballs they have hit.
- For each snowball they hit, the archer moves that snowball to their competitor's half of the target.
- If an archer hits a snowball more than once, it will be counted as one "hit" and that snowball will simply be moved to their competitor's side of the target
- Archers continue the game until one archer clears his or her half of the target of snowballs. The archer with no remaining snowballs is the winner!
- If a snowball is hit and breaks, that snowball can be replaced when it is moved to the other side of the target after scoring

Coach's Tip: To ensure the "snowball fight" comes to an end, the instructor may choose to set a maximum number of rounds; i.e.: the archers will shoot five rounds and the student who has the least number of snowballs on his or her side of the target will be the winner.

SHOOT FOR THE GOLD

- Use the same rules as above with the following accommodations
 - o Only small snowballs will be used to play the game, instead of some small, medium and large foam balls.
 - o If an archer hits a snowball on their side more than once during the same round, the two arrows will cancel each other out and that snowball will remain on the archer's side of the target and not be moved to their competitor's side
- Alternate idea: To finish the game, the archer with no remaining snowballs on their target must hit a ping pong ball that is placed in the center of the target.

BEHIND THE LINE

- Archers may choose to decorate the white foam balls with paint, glitter and other craft supplies so their snowballs have a holiday theme!