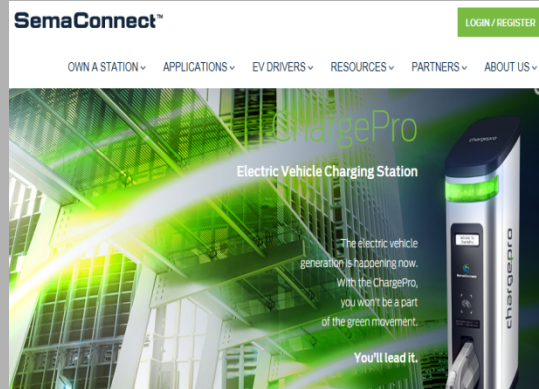


Charging Station User Guide – How to Register

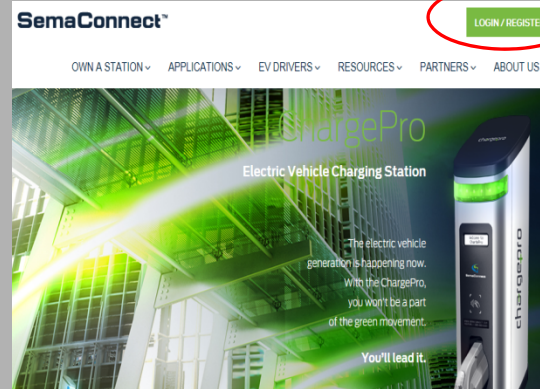
1

Go to: www.semaconnect.com



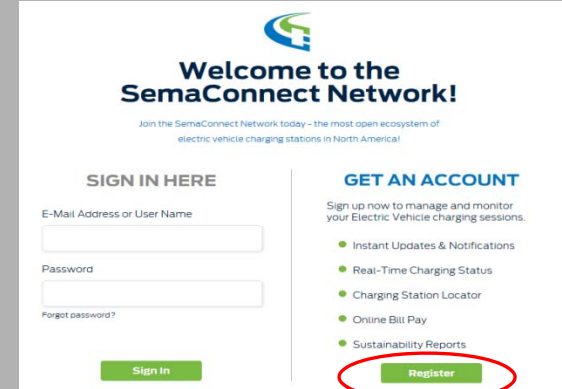
2

Click on Login/Register Link



3

Click on Register Button



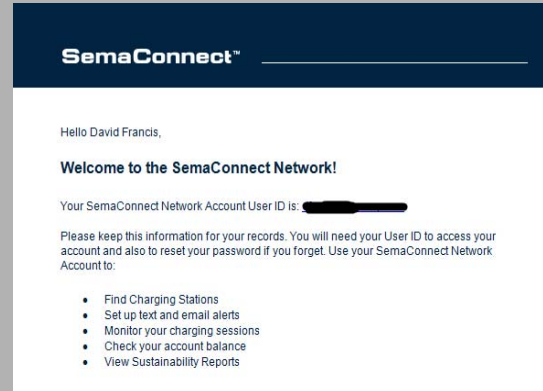
4

Register to Create an Account

A screenshot of the 'Create an Account' registration form. The title 'Create an Account' is in large green letters. Below it is the 'User Information' section with a note: '* Indicates a Required Field.' The form includes input fields for 'First Name*', 'Last Name*', 'E-mail Address*', 'Password*', and 'Confirm Password*'. There is a checkbox for 'I agree to SemaConnect's Terms of Service and Privacy Policy'. A green 'Create My Account' button is at the bottom.

5

SemaConnect will send your User ID via email



Corporate Center Pasadena

