

FDOT Funding Overview

Stephen Benson, AICP

Ming Gao, P.E.

FDOT District Seven



FDOT Funding Overview

- Revenue sources – where does the funding come from?
- Funding allocations and programs – what is the purpose of the funds?
- Management & oversight - How is it distributed and at what level?
- Transit - Overview of transit specific programs and transit-eligible funding sources



FDOT Funding

- Federal Highway Trust Fund revenues flow through FDOT.
- Unlike most states, FDOT's work program is majority state funded.
- The federal portion of the work program is funded primarily by gasoline tax.
- Federal trust fund discretionary programs are distributed by population to metropolitan areas* based on proportionate share.
- The state portion of the work program is funded via combination of fuel taxes (gas and diesel) and motor vehicle fees.
- State trust fund discretionary programs are distributed by statutory formula – i.e. prop. share of population, or the area in which taxes/fees were levied.



Transportation Funding Sources

User Fees

Property Related

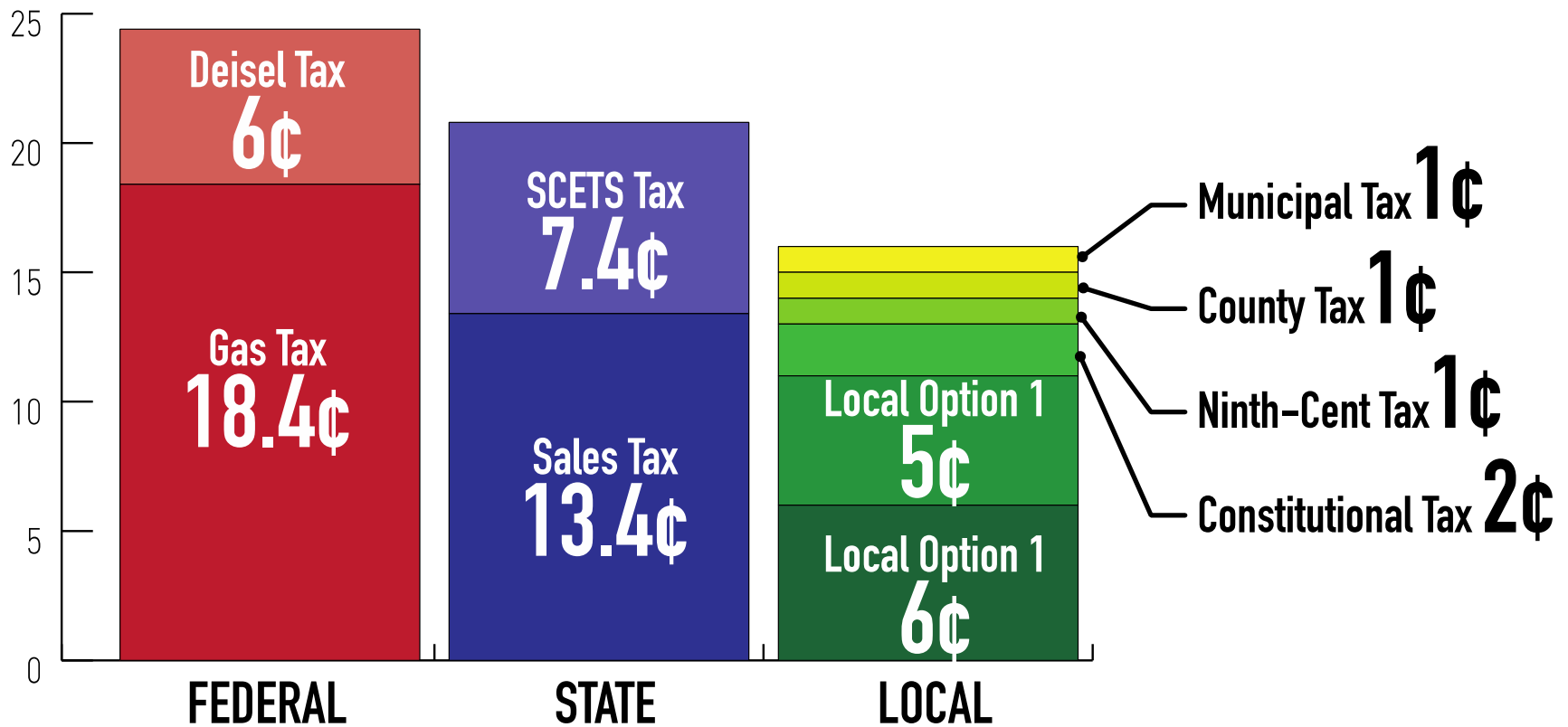
Other

LOCAL
Sales Tax

LOCAL
Impact Fees and Permits

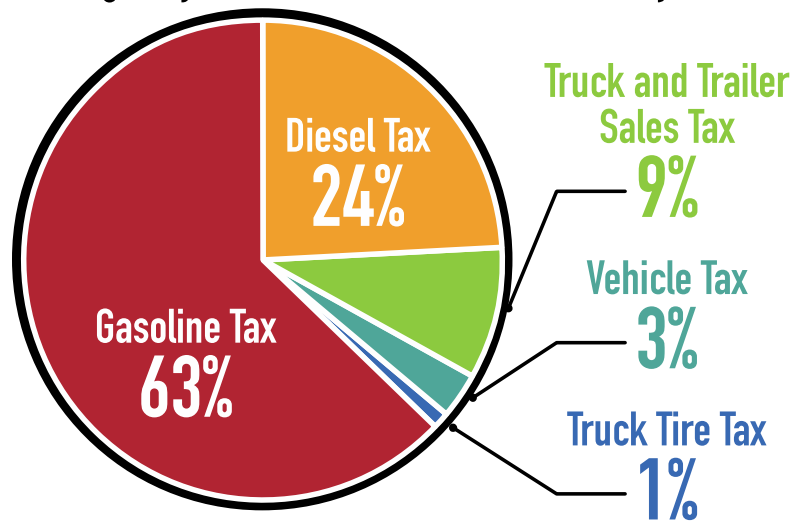
Public/Private Partnerships

Fuel Tax Rates (2019)



Revenue Sources

Federal
Highway Trust Fund Revenues (2014 Projections)

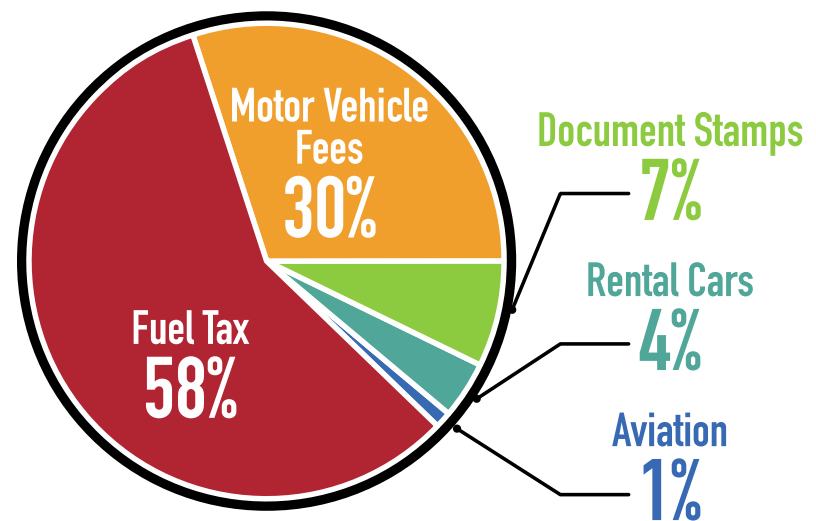


Source: Congressional Budget Office, *The State of the Highway Trust Fund and Options for Financing Highway Spending*, May 2014, Compiled by PGPF



Almost 90% comes
from fuel taxes

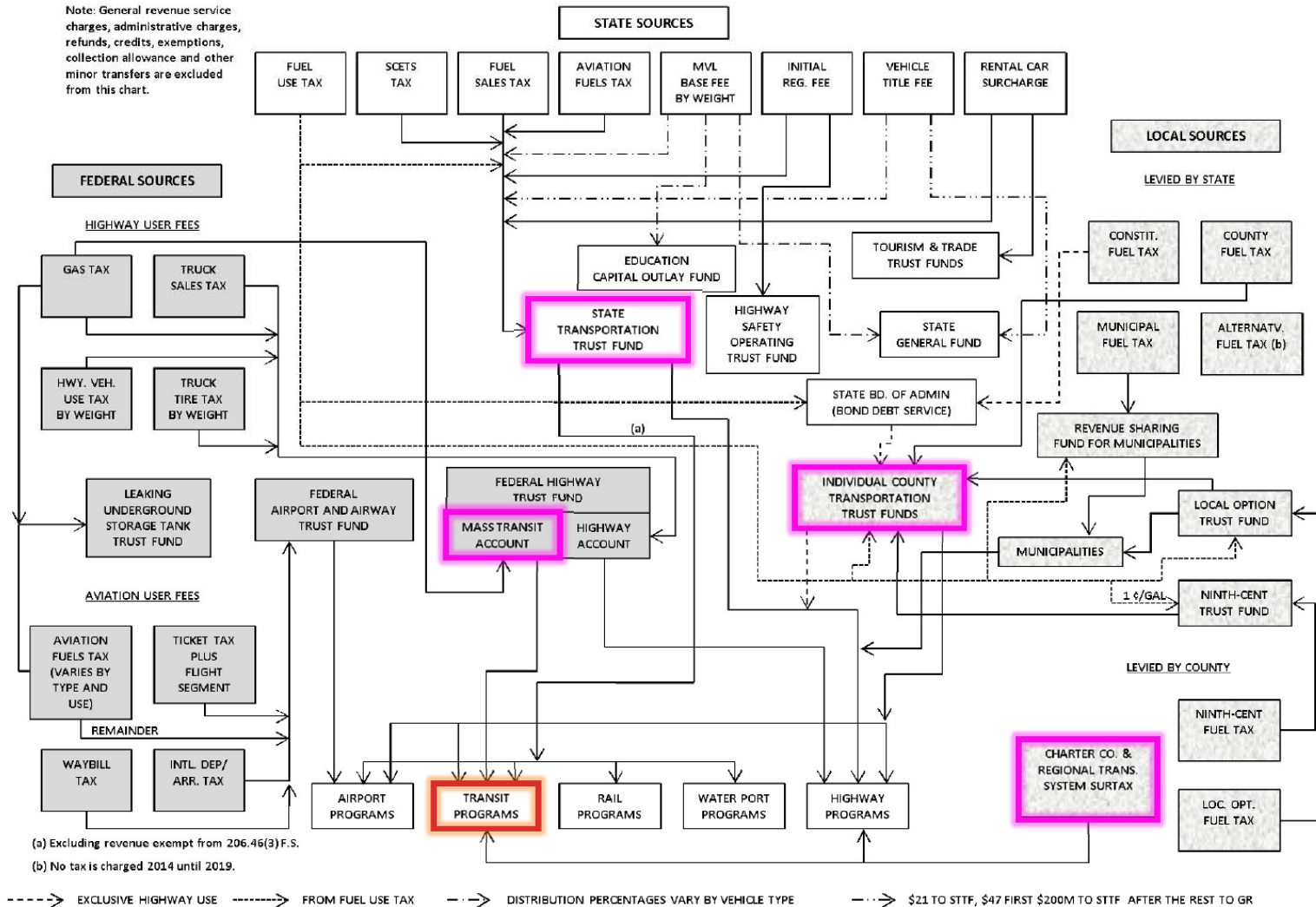
State Transportation Revenues
Fiscal Year 2015-2016



Almost 60% comes
from fuel taxes

TRANSPORTATION TAX SOURCES – PRIMARY DISTRIBUTION AND USE

Note: General revenue service charges, administrative charges, refunds, credits, exemptions, collection allowance and other minor transfers are excluded from this chart.



Allocations

Allocations are distributed by formula or program target.

- **District Allocated Funds**

- State
- Federal

Funds distributed to districts by formula. Programmed onto projects at a district level.

- **Central Office Managed Funds**

- State
- Federal

Funds are programmed directly onto projects at a statewide level by program or formula.

District Managed Funds

District Managed State Funds

Common Examples:

- Flexible Funds - DDR/DS
- In House – DIH
- Bridge Rehabilitation – BRRP
- Transit/Planning – DPTO/DU
- Fixed Capital Outlay – FCO
- Small County Outreach (grant) - GRSC/SCED/SCOP/SCWR
- Transportation Regional Incentive Program (grant) - TRIP/TRWR

District Managed Federal Funds

Common Examples:

- Surface Transportation Block Grant (STP) - SA, SU, SL, SN (population based)
- Transportation Alternatives - TALT, TALU, TALL, TALN (population based)
- Congestion Management - CM
- Resurfacing (National Hwy) - NHRE
- MPO Planning - PL

Statewide Managed Funds (Central Office)

Statewide Managed State Funds

Common Examples:

- Strategic Intermodal System (SIS) – DI/DIS
- Rest Areas - DRA, ITS - DITS
- Growth Management - GMR
- Bridge Replacement – BRP
- Sun Trail – TLWR
- Seaport – PORT/POED

Statewide Managed Federal Funds

Common Examples:

- SIS Advance Construction – ACNP
- Safe Routes to School – SR2T
- Safety – HSP/HSID/HSLD
- Planning – HP
- Rail crossings/safety – RHP/RH
- Airport – FAA
- Transit – FTA
- Freight – NFPD
- Bridge Replacement – BRT/BRTZ
- Bridge Replacement Local - ACBR/ACBZ



FDOT Transit Funding

**Ming Gao, P.E.
FDOT District Seven**



Public Transit is a service provided by local agencies. State financial assistance typically comes in the form of grants.

Formula Grant

Funding is provided through an *allocation* process.

Discretionary Grants

Funding is provided through a *competitive* process.

Formula Grant Program

State Block Grant Program

Discretionary Grant Programs

Public Transit Service Development Program

Transit Corridor Program

Intermodal Development Program

Park and Ride Lot Program

New Starts Transit Program



Public Transit Service Development Program

Eligible Recipients: Transit Agencies and Community Transportation Coordinators

Purpose

To provide a resource for local transit agencies to determine whether a new or innovative technique or measure can be utilized to improve or expand transit service.

Eligible Costs

Any allowable capital costs defined by the Federal Transit Administration (FTA), and operating costs less federal funds, fares, or other sources of project income.

FDOT Participation

- State participation of more than 50% of the non-federal share must have statewide significance
- State participation cannot be more than the local share

Projects Examples

Projects Involving New Technologies, Services,
Routes, Or Vehicle Frequencies

-

Purchase Of Special Transportation Services

-

Techniques For Increasing Service
To The Public



Transit Corridor Program

Eligible Recipients: Transit Agencies and Community Transportation Coordinators

Purpose

To relieve congestion and improve people carrying capacity within a identified transportation corridor.

Eligible Costs

Any allowable capital or operating project that is identified in a Transit Development Plan (TDP), Congestion Management Plan or other formal study completed by a public agency.

FDOT Participation

- 50% of the non-federal share
- Projects designed to alleviate congestion in a region may receive funding at up to 100%

Projects Examples

New Or Expanded Transit Services

-

Improvements To Bus Operations

-

Access To/From Facilities Within A Corridor



Intermodal Development Program

Eligible Recipients: Counties, Municipalities, Transit Agencies, Other Governmental Agencies, Ports, Airports, Seaports, and Rail Authorities, and Non-profits recognized by State Agencies as intermodal service providers.

Purpose

To provide investments in fixed-guideway transportation systems, access to seaports, airports and other transportation terminals; provide for construction of intermodal or multimodal terminals; and to otherwise facilitate the intermodal or multimodal movement of people and goods.

Eligible Costs

Projects that are capital investments in public rail and fixed guideway transportation facilities, and systems which provide intermodal access; road, rail, intercity bus, or fixed guideway access to/from/between seaports, airports, and other transportation terminals; construction of intermodal or multimodal terminals; development and construction of dedicated bus lanes; and projects that otherwise facilitate the intermodal or multimodal movement of people and goods.

FDOT Participation

- Up to 50% of the non-federal share for local projects
- Up to 100% of the project cost for regional projects

Projects Examples

Fixed Guideway Transportation Facilities &
Systems That Provide Intermodal Access

-

Road, Rail, Or Fixed-guideway Projects Providing Access
To/From Seaports, Airports
And Other Transportation Terminals

-

Construction Of Intermodal Or Multimodal Terminals

-

Development And Construction
Of Dedicated Bus Lanes



Park and Ride Lot Program

Eligible Recipients: Transit Agencies

Purpose

Provide for the purchase and/or leasing of private land for the construction of park and ride lots or the promotion of park and ride lots to encourage the use of transit, carpools, vanpools, and other high occupancy modes.

Eligible Costs

Projects with a reasonable expectation of a least an average of 60 percent occupancy

FDOT Participation

- Up to 50% for non-federal share

Projects Examples

Planning

-

Design

-

Right-of-Way Acquisition

-

Engineering

-

Marketing

-

Construction



New Starts Transit Program

Eligible Recipients: Local Governments in Metropolitan Areas

Purpose

To assist local governments in developing and constructing fixed guideway and bus rapid transit (BRT) projects to accommodate and manage urban growth and development, and leverage state funds to generate local transportation revenues and secure Federal Transit Administration (FTA) New Starts funding for Florida projects.

Eligible Costs

Capital projects that support the Strategic Intermodal System (SIS). Funds can be used for final design, right-of-way acquisition, and construction. *Program follows FTA 5309 New Starts selection guidelines.*

FDOT Participation

- Transit Capital Projects - Up to 50% of the non-federal share
- Individual Fixed Guideway Projects not approved for Federal Funding – Up to 12.5% of the costs of final design, right-of-way acquisition, and construction

Projects Examples

Fixed Guideway Transit

-

Bus Rapid Transit



Questions?

