

APPLYING TO YOUTH SERVICES PROGRAMS ONLINE

QUICK GUIDE – <https://discoverdycd.dycdconnect.nyc/>

NAVIGATING
discoverDYCD

CREATING AN
APPLICANT
PROFILE

FINDING A
PROGRAM

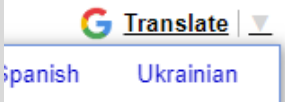



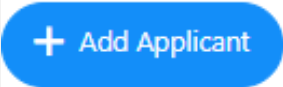

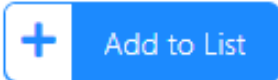

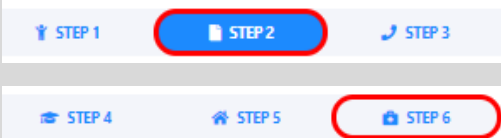

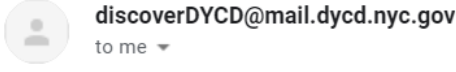
APPLYING FOR
A PROGRAM

REQUIRED
CONSENTS

RECEIVING
INFORMATION

CONTACT 

Revised
7.16.2020

1. Make An Account	2. Make An Application	3. Submit Application	4. Check Email
<p>Translate To Your Preferred Language</p>  <p>Create An Account By Pressing Sign In</p>  <p>You Can Sign In Using The Following</p> 	<p>Open Your Dashboard</p>  <p>Add A Participant</p>  <p>Search For a Program</p>  <p>Add The Program To Your List</p>  <p>Click Apply to get Started</p> 	<p>Answer All Questions In Each Step</p>  <p><i>NOTE: Red lines means info is missing in that section</i></p> <p>Click Submit</p>  <p><i>NOTE: Submitting an application does not guarantee acceptance as it must be reviewed by program first.</i></p> <p><i>Additional documents and/or consents may be required.</i></p>	<p>Check Email for Status Updates</p>  <p><i>NOTE: Additional consent forms/information may be needed if applying for a Youth Services program</i></p> <p><i>Check your Updates/Junk/Spam folders for incoming messages.</i></p> <p><i>Please give the program five days to respond before checking in regarding an applicant's status.</i></p>