

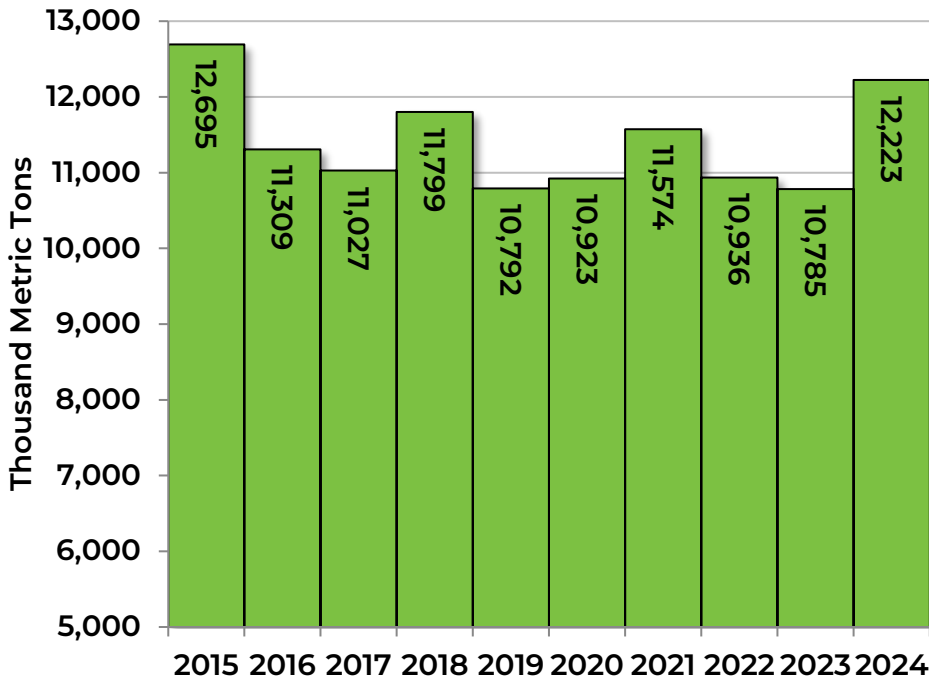
U.S. Distillers Grains Trade Statistical Summary

2024



2024 DISTILLERS GRAINS EXPORTS

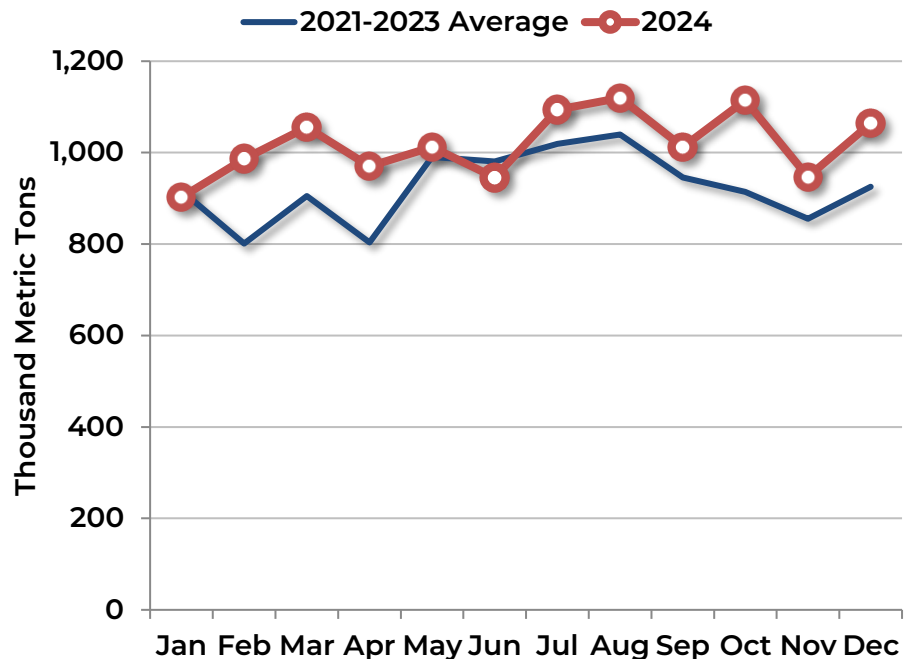
U.S. Distillers Grains Exports



U.S. exports of distillers grains (DGs)—a high-quality feed ingredient produced by dry-mill ethanol facilities—**rose to 12.2 million metric tons (MMT) in 2024**. It was only the **second time in history** that DG exports **exceeded 12 MMT**. DGs were exported to **more than 50 countries**.

Monthly U.S. Distillers Grains Exports

Monthly exports exceeded 1 MMT seven times in 2024 and were above 2023 levels in all but one month. Shipments were relatively stable over the course of the year, exhibiting less seasonality than in recent years.

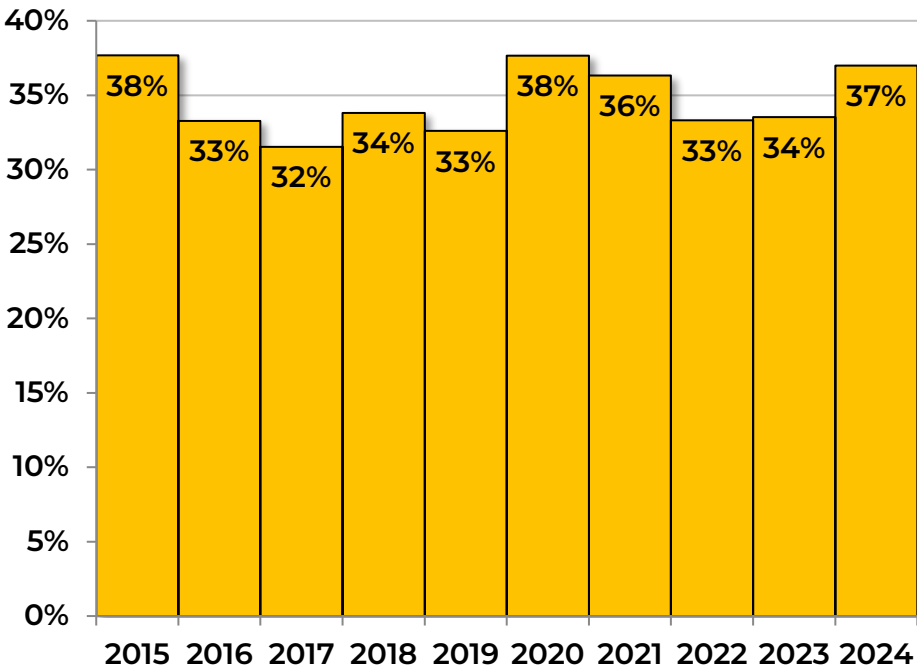


2024 DISTILLERS GRAINS EXPORTS

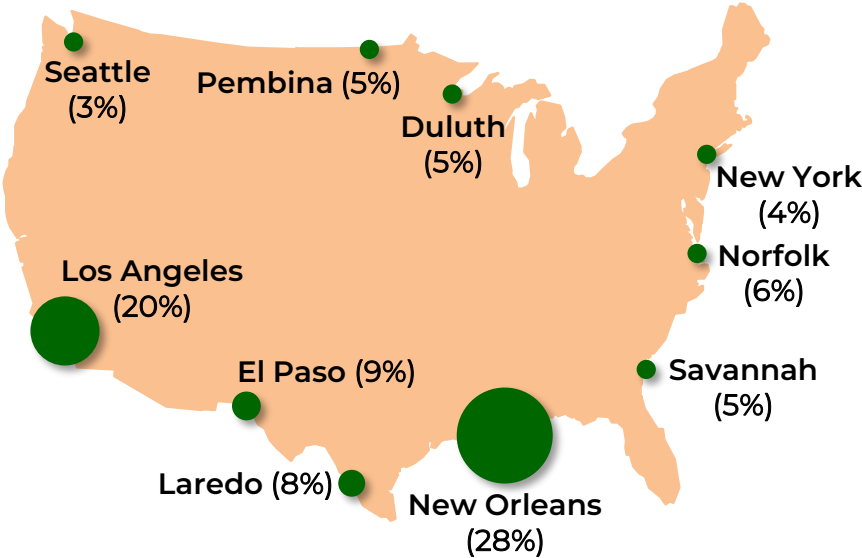


Export Share of U.S. DG Production

Export markets are essential to the ethanol industry. Approximately **37%** of the DGs produced in the U.S. were exported in 2024, marginally less than the record share reached in 2015 and 2020.



Top Ports/Districts of Exit for DG Exports



DG exports left the U.S. through **24 ports and Customs districts**. Once again, **New Orleans handled the most tonnage**, followed by **Los Angeles**.

2024 DISTILLERS GRAINS EXPORTS: TOP MARKETS

U.S. Distillers Grain Export Markets



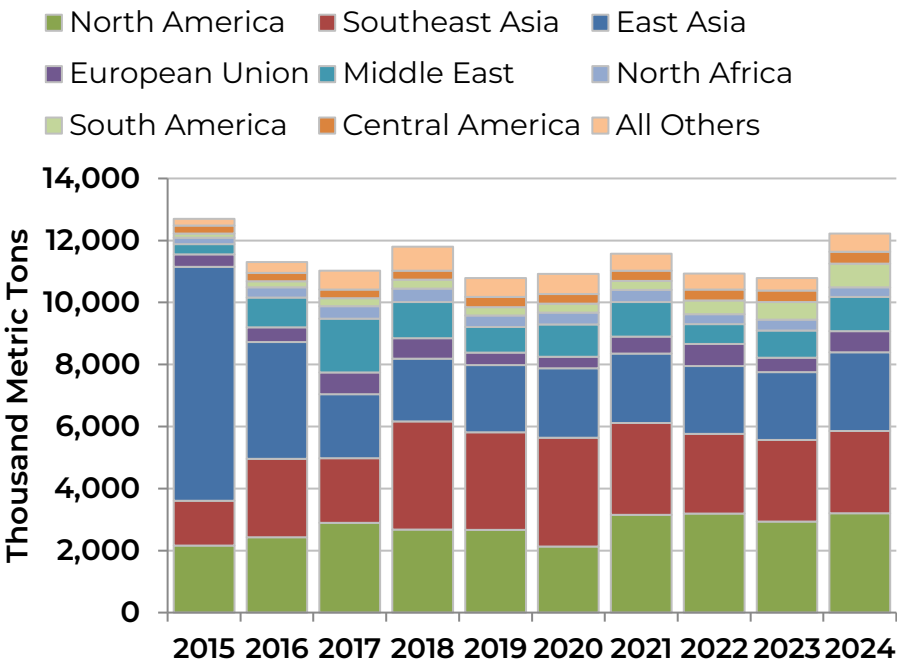
Country	2024 Total <i>000 Metric Tons</i>	2023 Total <i>000 Metric Tons</i>	Change <i>%</i>
Mexico	2,539	2,197	16%
South Korea	1,489	1,274	17%
Vietnam	1,022	1,092	-6%
Indonesia	987	931	6%
Turkey	886	626	42%
European Union	684	470	46%
Canada	663	740	-10%
Colombia	642	383	68%
Japan	454	396	15%
China	331	262	27%

Mexico, South Korea, and Vietnam remained the **top three destinations** for U.S. DG exports. Shipments to **Turkey, the EU and Colombia** exhibited **strong growth**.

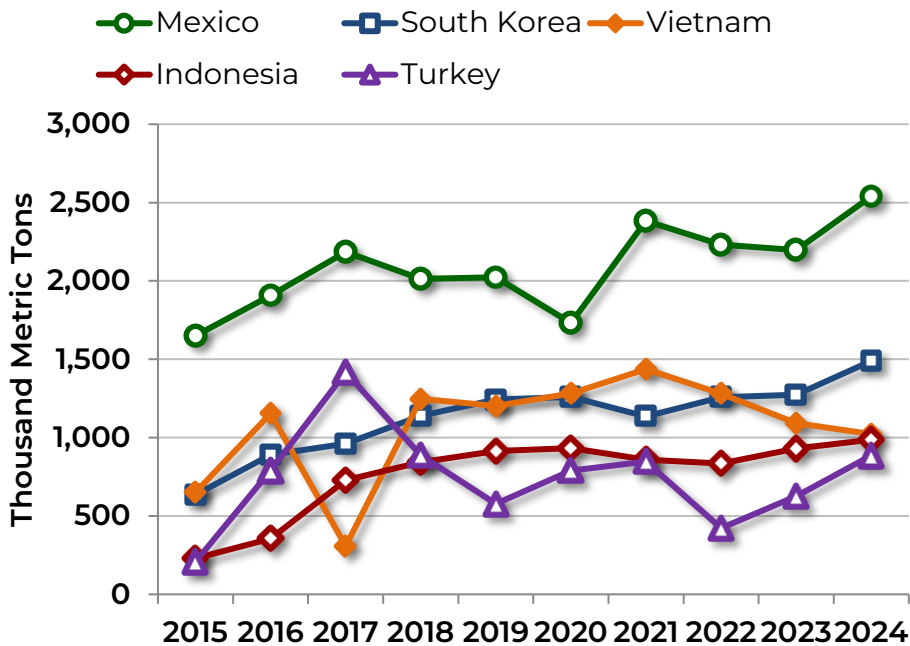
DISTILLERS GRAINS EXPORT DESTINATIONS

Regionally, **North America** was the **top export destination** again in 2024. **East Asia** and **Southeast Asia** were also large markets for U.S. DGs, and substantial shipments went to the **Middle East**.

U.S. Distillers Grains Exports by Region



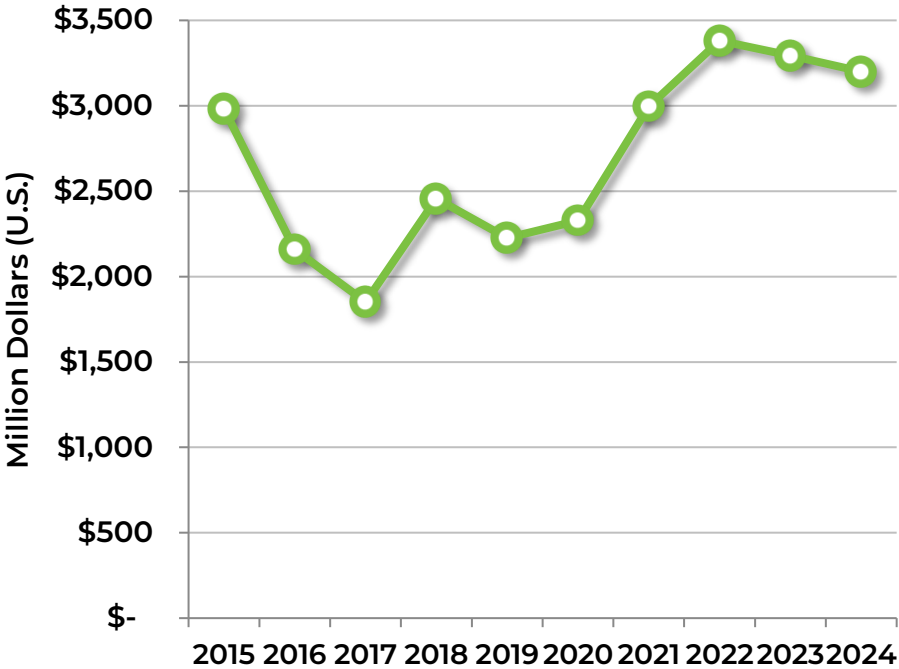
DG Exports to Major Destinations



One-fifth of total exports **went to Mexico**. Broad-based growth across destinations has allowed export volumes to nearly match the record set in 2015, when China took half of shipments.

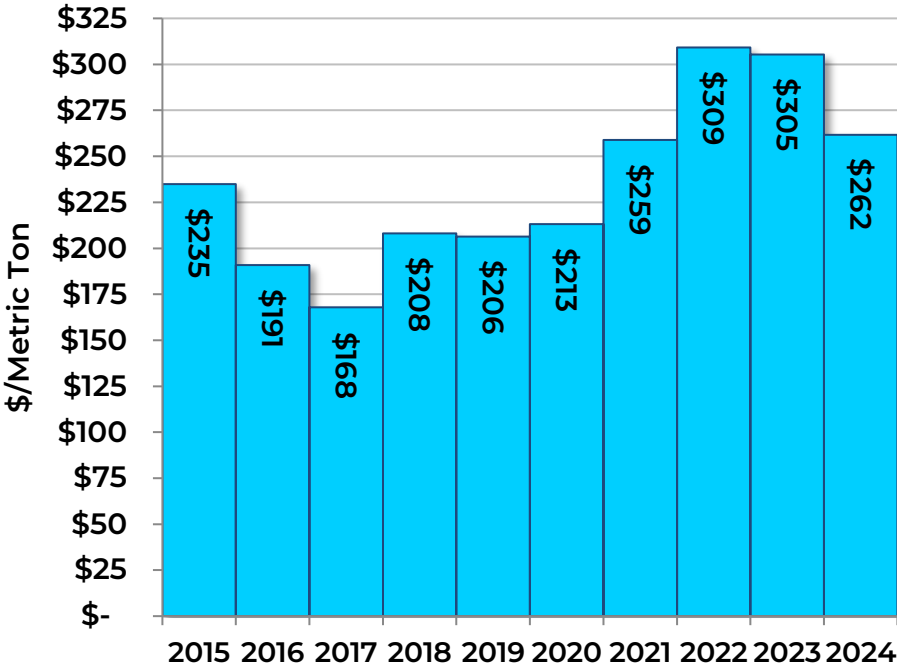
DISTILLERS GRAINS EXPORT VALUE

Value of U.S. Distillers Grains Exports



The value of U.S. DG exports was **\$3.2 billion** in 2024, modestly below the record set in 2022. DGs exports continue to be an **important revenue source** for dry-mill ethanol facilities.

Distillers Grains Export Price

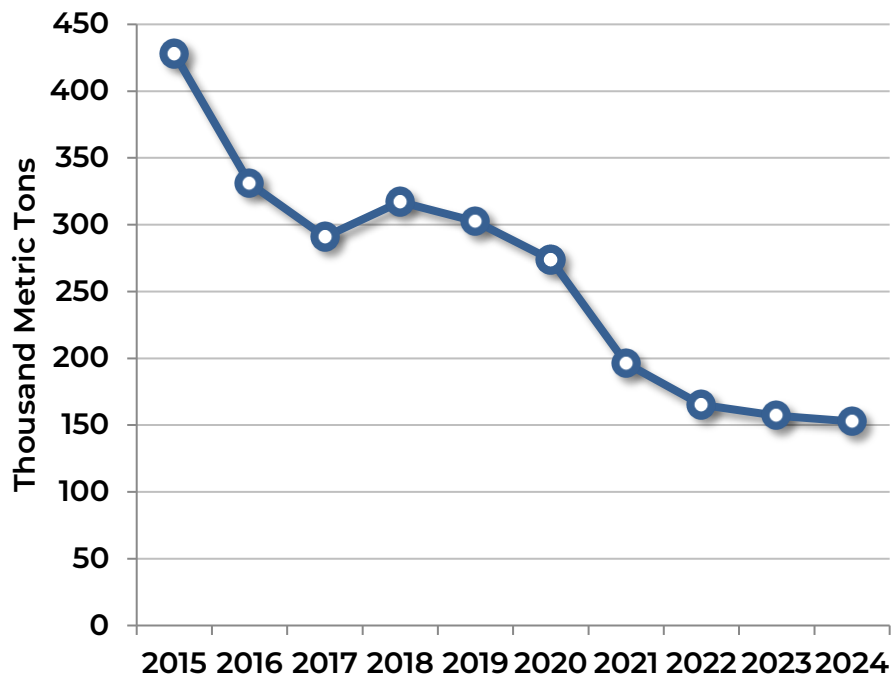


The average price of U.S. DG exports was **\$262 per MT** in 2024, a **14% decline** from 2023, as bumper crops were harvested and prices of agricultural commodities fell.

2024 DISTILLERS GRAINS IMPORTS



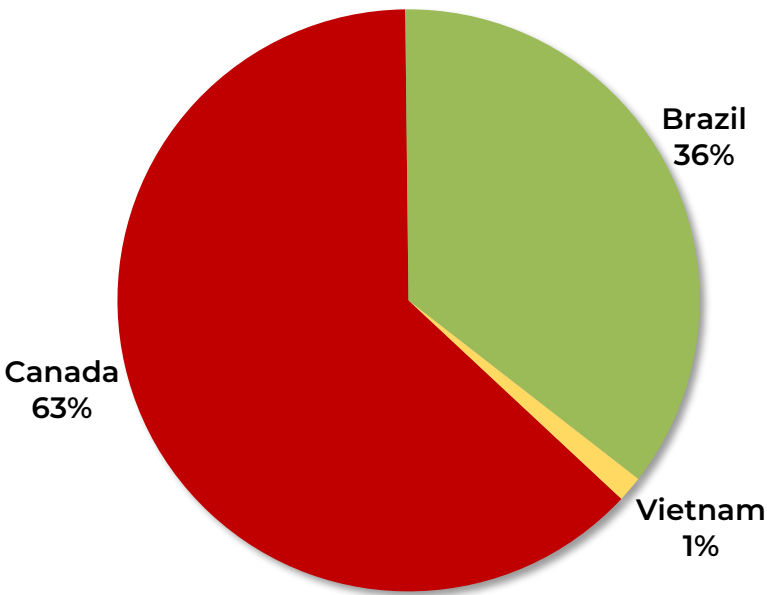
U.S. Distillers Grains Imports



U.S. **imports** of DGs **fell to 153,000 MT** in 2024, continuing the downward trend of the last decade. Imports accounted for **less than 1%** of U.S. DG consumption.

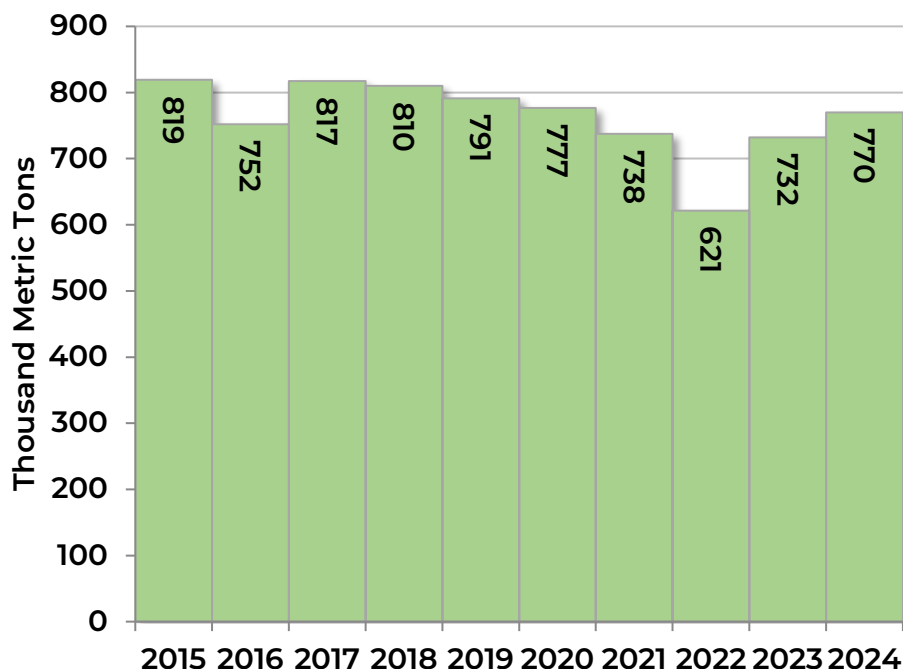
Top Origins of U.S. DG Imports

Nearly **two-thirds** of DG import volumes came from **Canada**. **Brazil** was the only other significant origin for DGs entering the U.S. market.



2024 EXPORTS OF OTHER CO-PRODUCTS

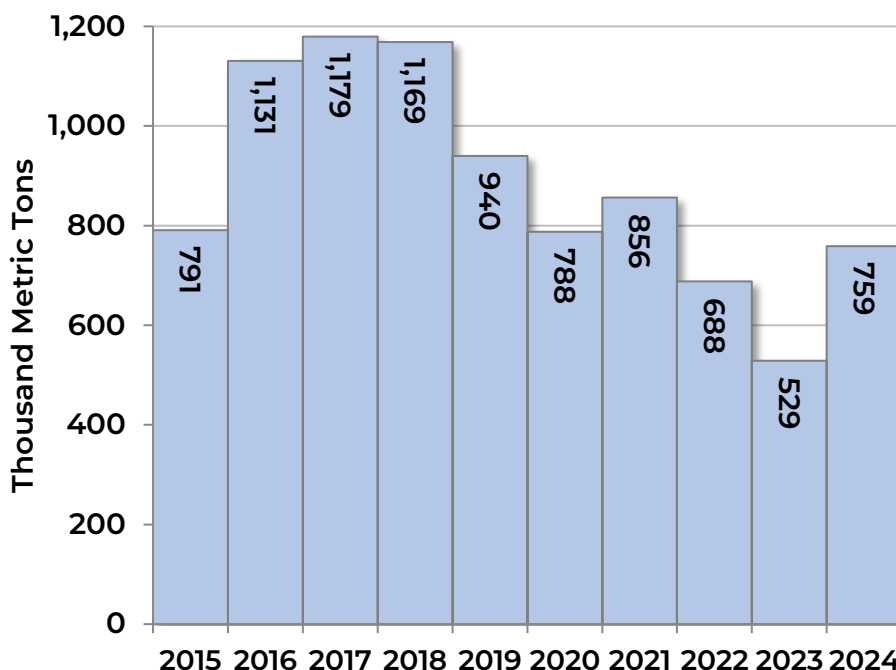
U.S. Corn Gluten Meal Exports



U.S. exports of **corn gluten meal**—a feed co-product made by ethanol wet mills—**rose to 770,000 MT** in 2024. **Colombia, Indonesia, Chile and Canada** were the top destinations.

U.S. Corn Gluten Feed Exports

U.S. exports of **corn gluten feed**—also a co-product made by wet-mill ethanol facilities—**rebounded to 759,000 MT**, mainly due to a **recovery in shipments to the EU**. Exports to Israel, the UK, Colombia, and Mexico also grew.



ABOUT THE DATA IN THIS REPORT

U.S. Co-product Export and Import Data

- The export and import data in this report include products classified under the following Harmonized Tariff Schedule (HTS) codes:
 - **2303300000**: Brewing or distilling dregs and waste (Distillers Grains)
 - **2303100010**: Residues of starch manufacture and similar residues: Corn gluten feed
 - **2303100020**: Residues of starch manufacture and similar residues: Corn gluten meal

Sources

- All data in this report come from the U.S. Census Bureau, U.S. Department of Commerce, and U.S. Department of Agriculture.

The Renewable Fuels Association publishes **monthly** summaries of export and import data for ethanol and distillers dried grains in its [Trade Monitor](#).

This report was prepared by Scott Richman, who may be contacted at srichman@ethanolrfa.org or 636.594.2284.



Renewable Fuels Association
16024 Manchester Road
Suite 101
Ellisville, MO 63011
636.594.2284
www.EthanolRFA.org