




CREATING A FUNDRAISING PAGE

Thank you for being a champion of Urban League of Louisiana! Peer-to-peer fundraising is an important tool for nonprofits, because this type of fundraising allows an organization to leverage the networks of their supporters to grow reach.

Luckily, creating a fundraising page for GiveNOLA Day is simple! Just follow the steps on the following pages to get started on your fundraising journey.

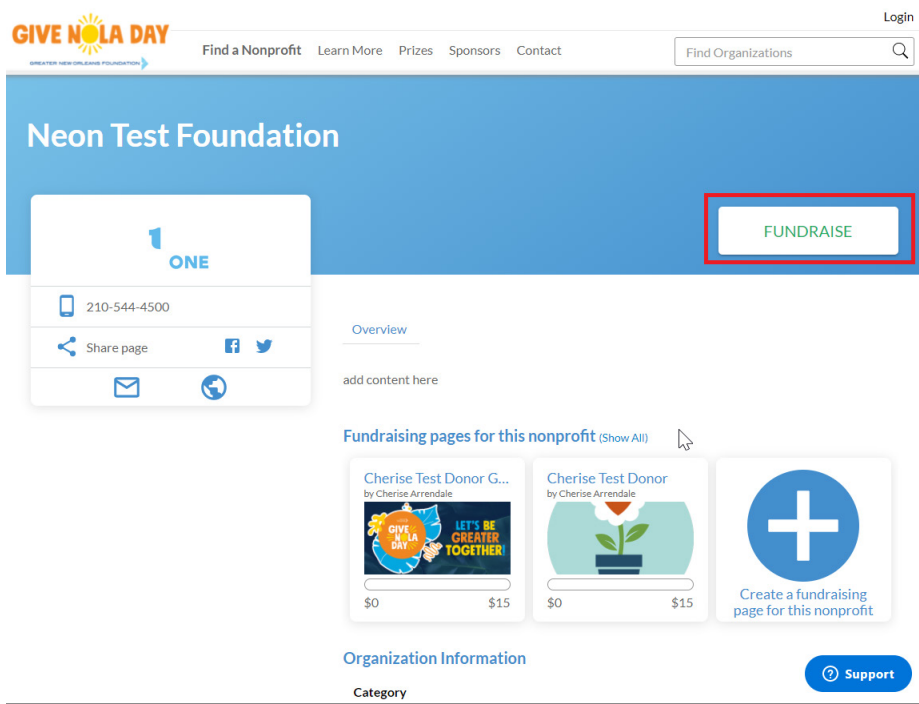


TUESDAY
MAY 2

Steps to create your own fundraising page for GiveNOLA Day

Step 1: Go To Our GiveNOLA Day Page

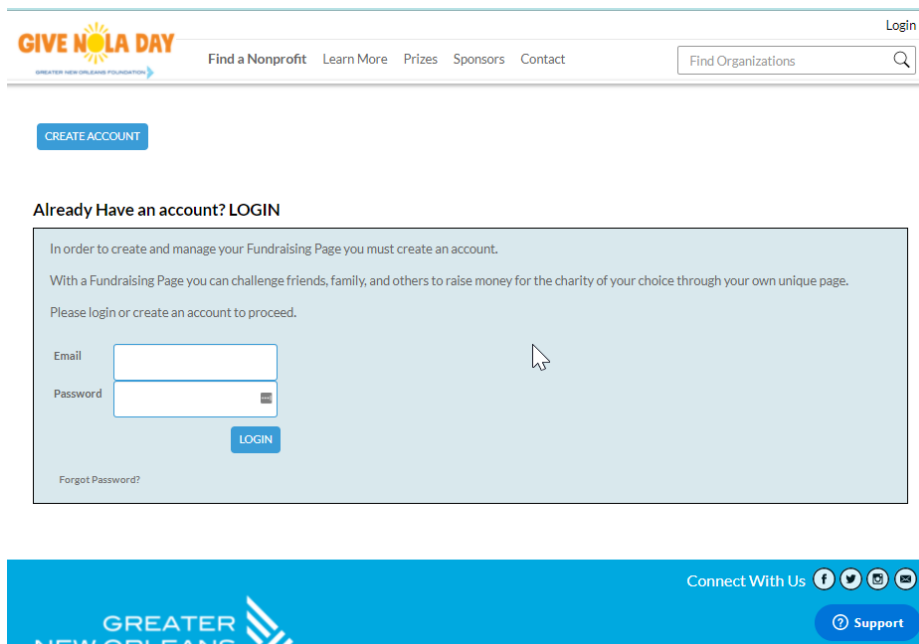
Open your computer and navigate to www.givenola.org/ulla. Once you're on this page, click on the "Fundraise" or "Create a fundraiser page for this nonprofit" button.



Step 2: Login or Create An Account

If you do not already have an account select "Create Account" button or login if you already have one.


If you are not sure if you have an account, click "Forgot Password?" and enter your email to verify.



Step 3: Personalize Your Fundraising Page

Use the editing tool on the left side of the page to adjust your Fundraiser Title, Custom URL, Goal, Hero Image, and Logo. Tell us your Fundraiser story! Share why Urban League of Louisiana is meaningful to you.

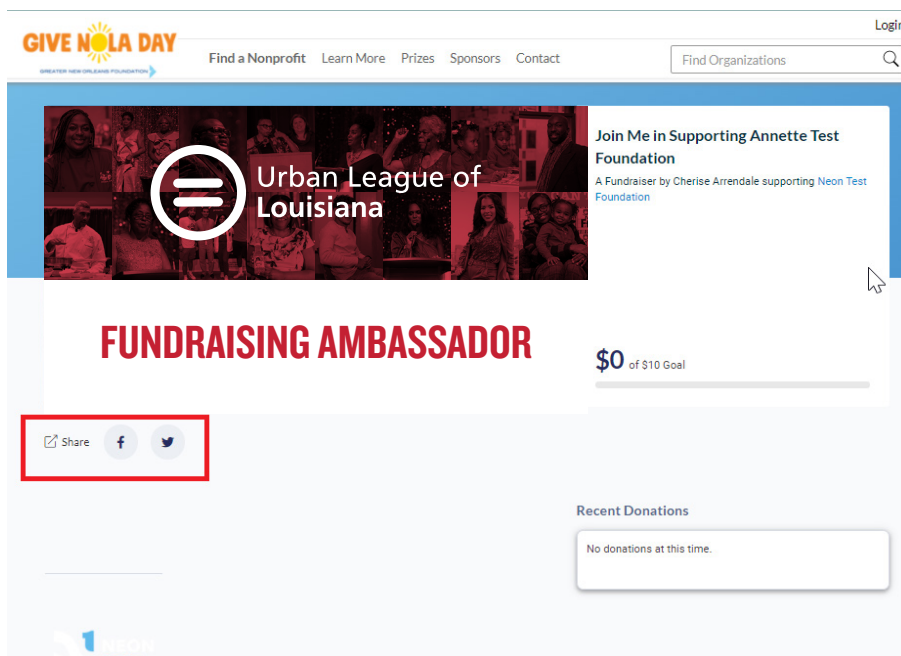
Click "Save Fundraiser" when you are ready to publish your page.



Step 4: Share Your Fundraising Page to Help Your Cause

Fundraisers are only successful when they're shared!

Once your Fundraising page is live, copy the Fundraiser's unique URL to share with family, friends, and other contacts in emails and posts to social media.



Need More Help?

Click the blue "Support" button on the lower right of the GiveNOLA Day website for assistance from the Neon Giving Days team.