Insights Hub and SV-ONE Network Dashboards

Srujana Bandla, Data Analyst

Note: Network data has been redacted from this document for confidentiality.

INSIGHTS

REGISTRY DATA



INPUT

DASHBOARD



OUTPUT







DATA PROCESSING

Insights Hub (NPC-QIC Legacy)

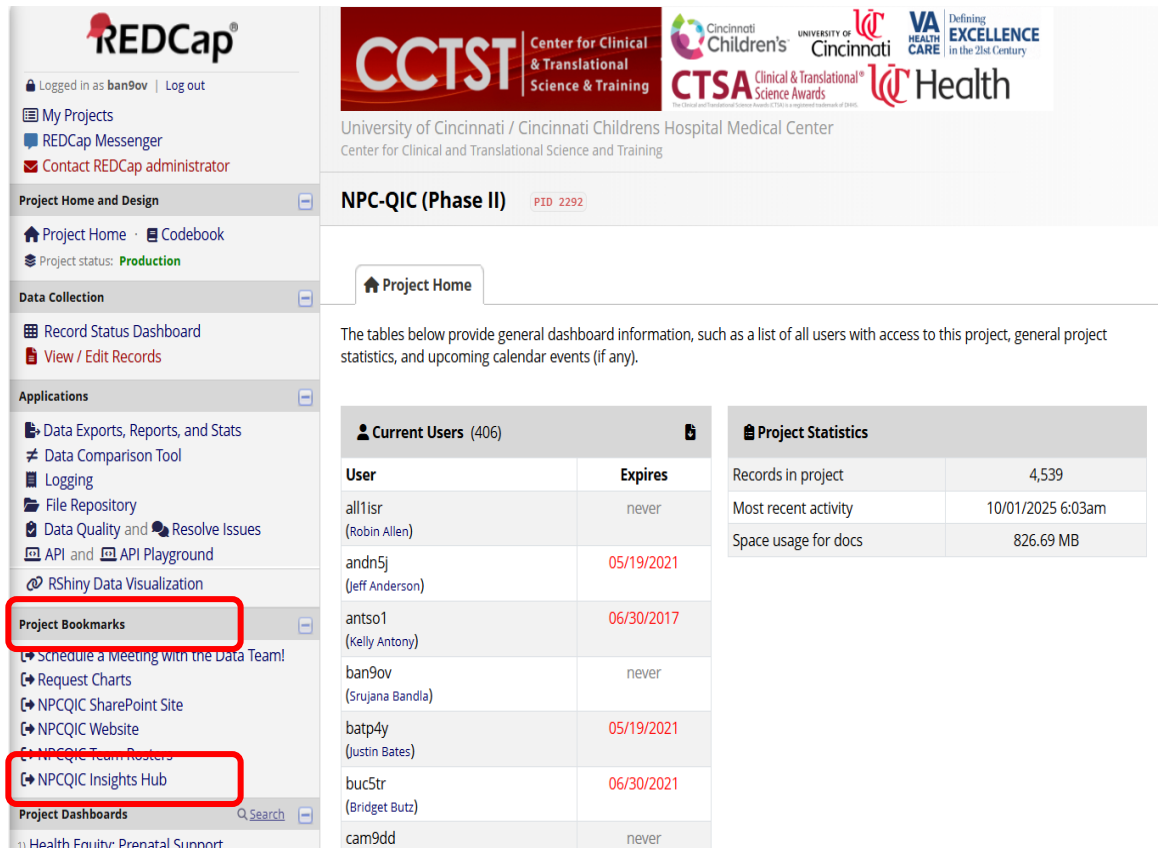

Enrollment Dashboard (FON Legacy)

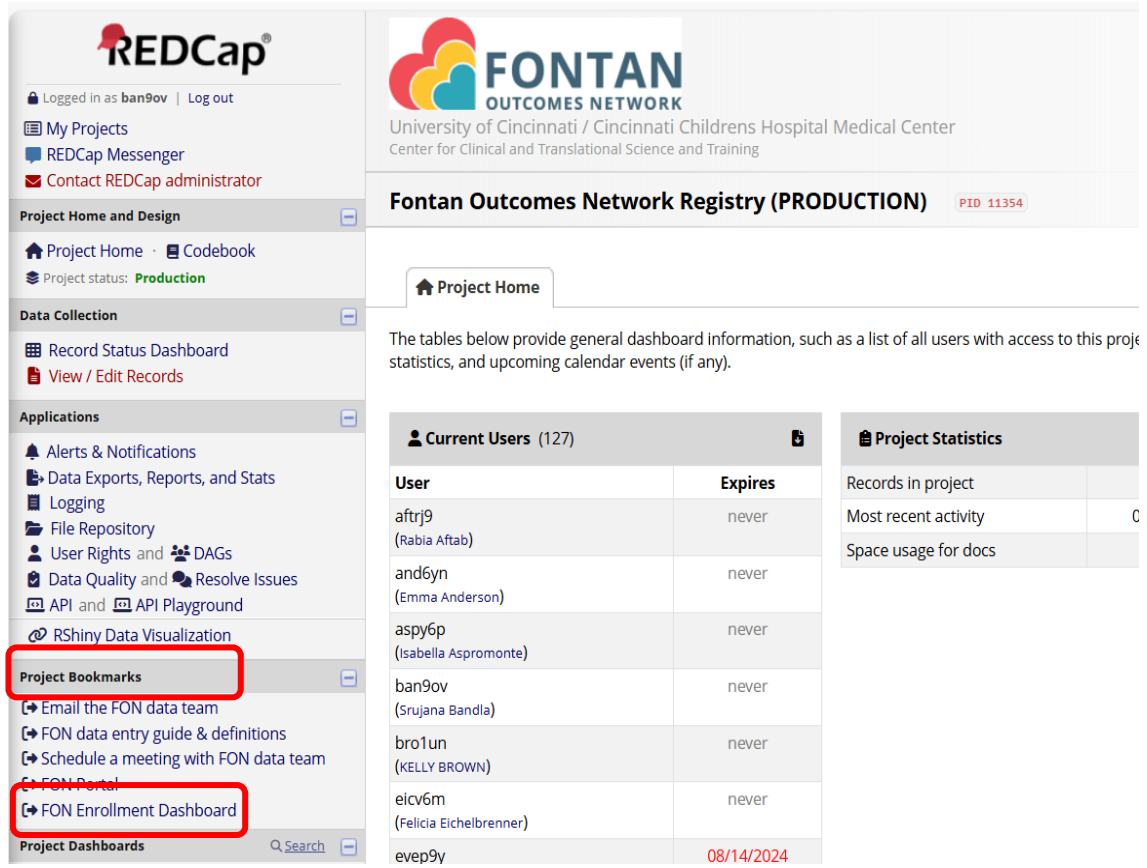

Note: Your key contact must request access to either dashboard for you in the SV-ONE Team Roster *and* your center must complete SV-ONE legal and regulatory onboarding steps prior to gaining access to a new dashboard (if they were not previously a member of that network)

SV-ONE Network Dashboard (FON Legacy)

Purpose

The SV-ONE dashboard serves as a dynamic, interactive tool for researchers, clinicians, improvement leaders and collaborators across the care centers.

It allows users to:

- Understand what data are available in the SV-ONE database.
- Explore characteristics and outcomes of the cohort.
- Compare cohorts and practices across centers.
- Plan and scope research studies using SV-ONE data.

1. Dashboard Landing Page

Purpose: Overview of data scope, cohort size, and quick filters.

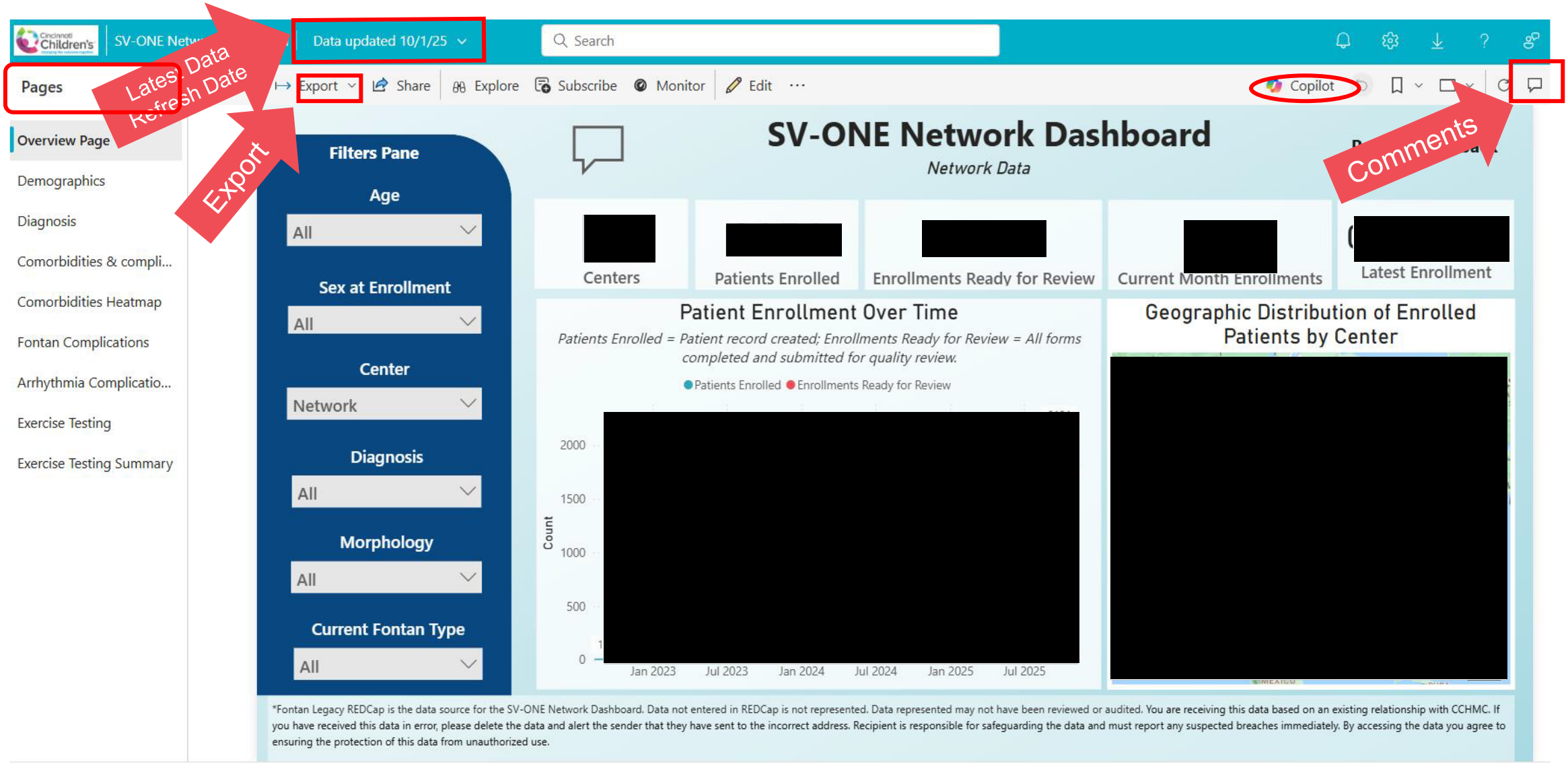

2. Demographics Explorer

Purpose: Understand population structure across age, sex, race, etc.

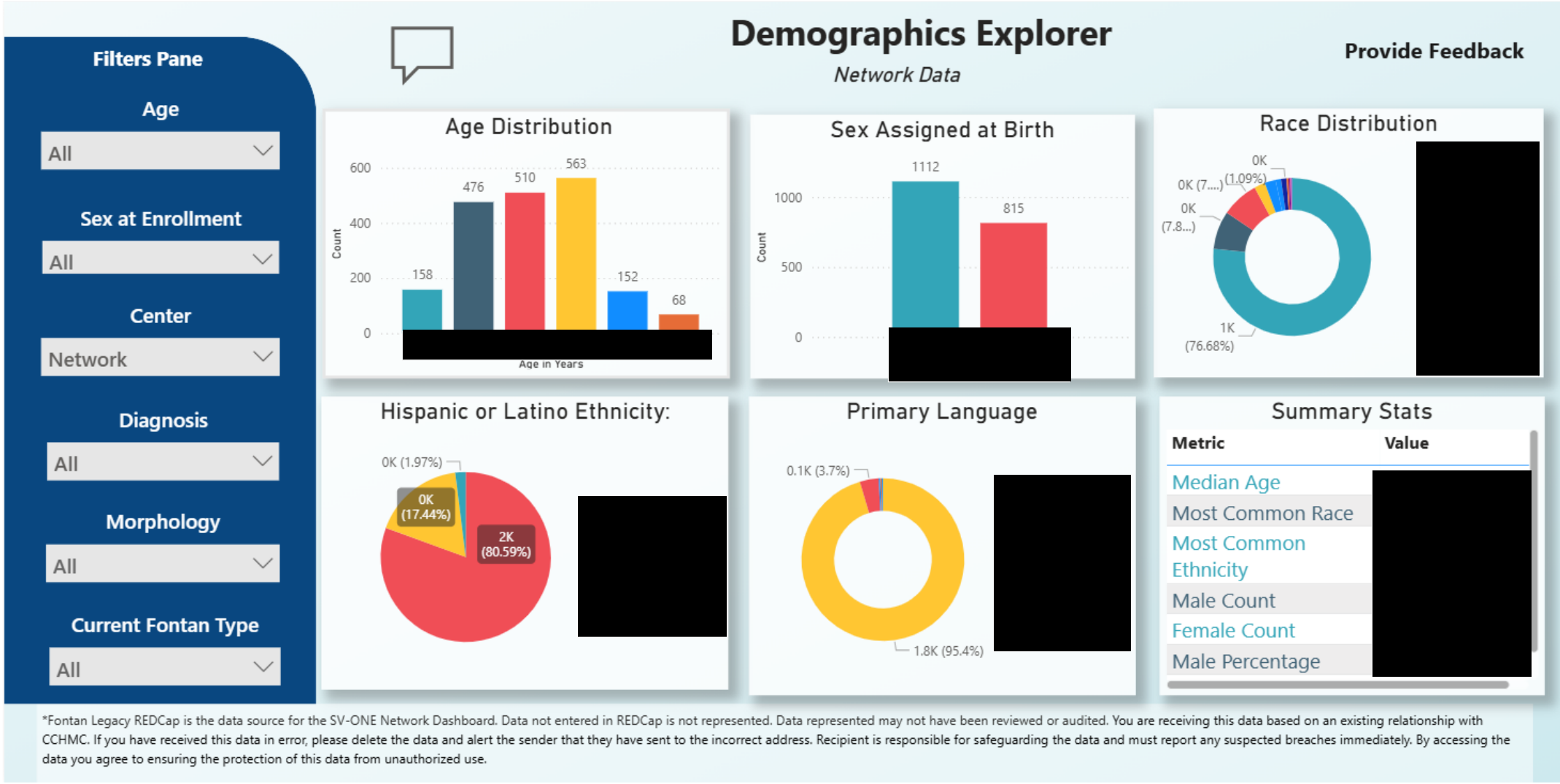

*Fontan Legacy REDCap is the data source for the SV-ONE Network Dashboard. Data not entered in REDCap is not represented. Data represented may not have been reviewed or audited. You are receiving this data based on an existing relationship with CCHMC. If you have received this data in error, please delete the data and alert the sender that they have sent to the incorrect address. Recipient is responsible for safeguarding the data and must report any suspected breaches immediately. By accessing the data you agree to ensuring the protection of this data from unauthorized use.

3. Clinical Characteristics

Purpose: Show diagnostic and surgical characteristics of the cohort.

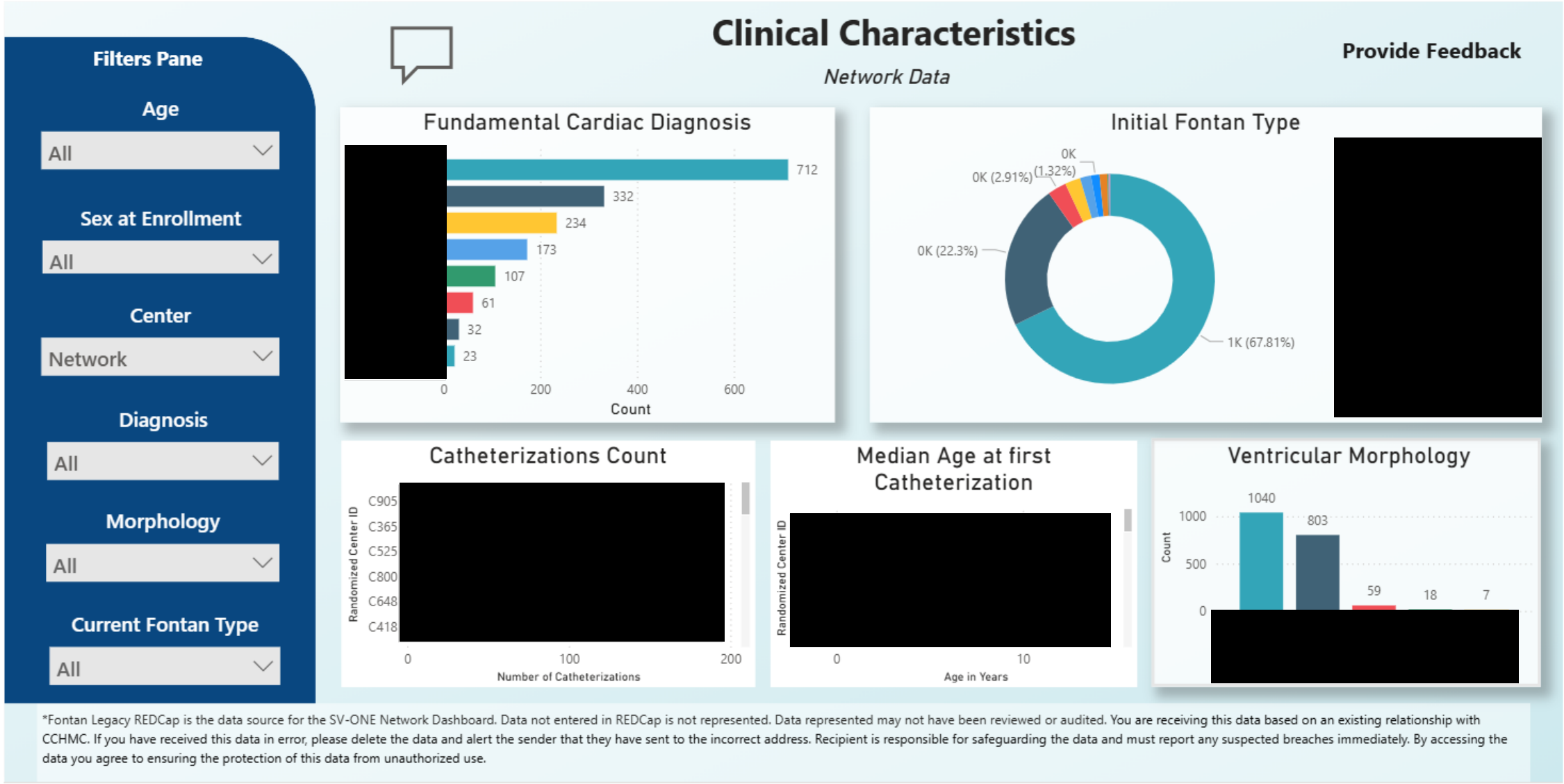

*Fontan Legacy REDCap is the data source for the SV-ONE Network Dashboard. Data not entered in REDCap is not represented. Data represented may not have been reviewed or audited. You are receiving this data based on an existing relationship with CCHMC. If you have received this data in error, please delete the data and alert the sender that they have sent to the incorrect address. Recipient is responsible for safeguarding the data and must report any suspected breaches immediately. By accessing the data you agree to ensuring the protection of this data from unauthorized use.

4. Fontan Complications
Purpose: Focus on Fontan Complications.

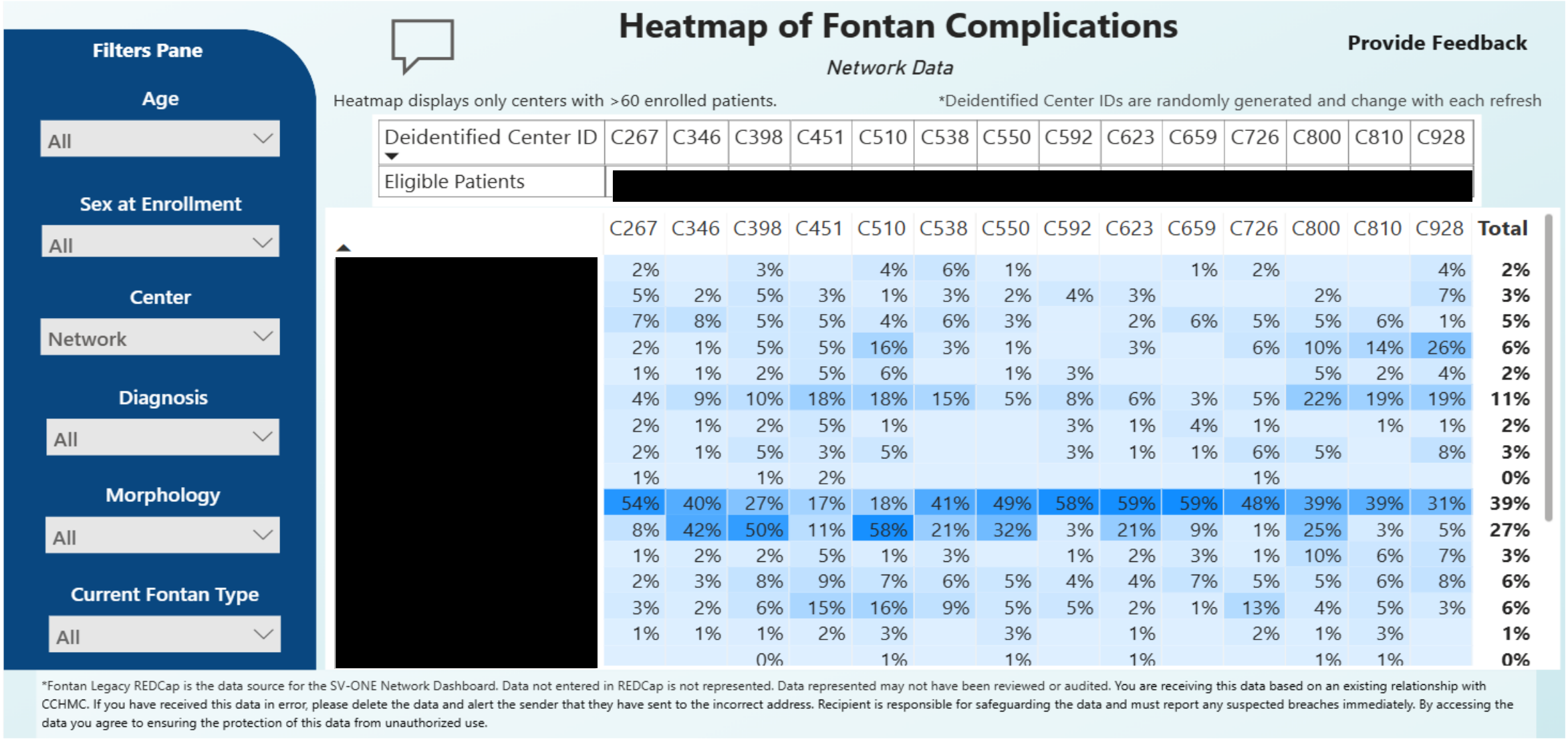

Filters Pane

Age: All

Sex at Enrollment: All

Center: Network

Diagnosis: All

Morphology: All

Current Fontan Type: All

Heatmap of Fontan Complications

Network Data

Provide Feedback

Heatmap displays only centers with >60 enrolled patients.

*Deidentified Center IDs are randomly generated and change with each refresh

Deidentified Center ID	C267	C346	C398	C451	C510	C538	C550	C592	C623	C659	C726	C800	C810	C928
Eligible Patients	[redacted]													

	C267	C346	C398	C451	C510	C538	C550	C592	C623	C659	C726	C800	C810	C928	Total
[redacted]	2%		3%		4%	6%	1%			1%	2%			4%	2%
	5%	2%	5%	3%	1%	3%	2%	4%	3%			2%		7%	3%
	7%	8%	5%	5%	4%	6%	3%		2%	6%	5%	5%	6%	1%	5%
	2%	1%	5%	5%	16%	3%	1%		3%		6%	10%	14%	26%	6%
	1%	1%	2%	5%	6%		1%	3%				5%	2%	4%	2%
	4%	9%	10%	18%	18%	15%	5%	8%	6%	3%	5%	22%	19%	19%	11%
	2%	1%	2%	5%	1%			3%	1%	4%	1%		1%	1%	2%
	2%	1%	5%	3%	5%			3%	1%	1%	6%	5%		8%	3%
	1%		1%	2%							1%				0%
	54%	40%	27%	17%	18%	41%	49%	58%	59%	59%	48%	39%	39%	31%	39%
	8%	42%	50%	11%	58%	21%	32%	3%	21%	9%	1%	25%	3%	5%	27%
	1%	2%	2%	5%	1%	3%		1%	2%	3%	1%	10%	6%	7%	3%
	2%	3%	8%	9%	7%	6%	5%	4%	4%	7%	5%	5%	6%	8%	6%
	3%	2%	6%	15%	16%	9%	5%	5%	2%	1%	13%	4%	5%	3%	6%
	1%	1%	1%	2%	3%		3%		1%		2%	1%	3%		1%
			0%		1%		1%		1%			1%	1%		0%

*Fontan Legacy REDCap is the data source for the SV-ONE Network Dashboard. Data not entered in REDCap is not represented. Data represented may not have been reviewed or audited. You are receiving this data based on an existing relationship with CCHMC. If you have received this data in error, please delete the data and alert the sender that they have sent to the incorrect address. Recipient is responsible for safeguarding the data and must report any suspected breaches immediately. By accessing the data you agree to ensuring the protection of this data from unauthorized use.

5. Exercise Testing
Purpose: Show Exercise Testing Summary of the cohort.

Submit Feedback

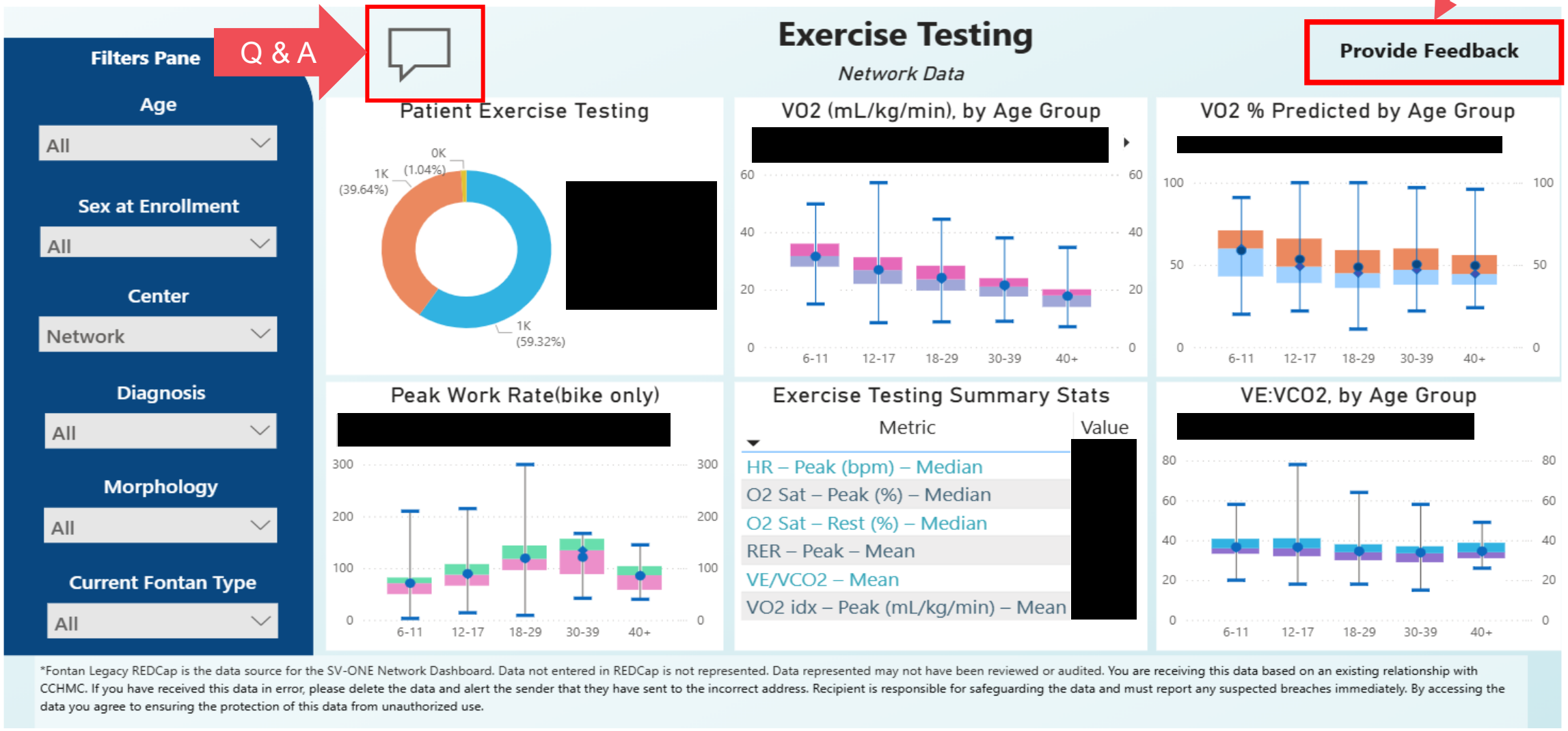

*Fontan Legacy REDCap is the data source for the SV-ONE Network Dashboard. Data not entered in REDCap is not represented. Data represented may not have been reviewed or audited. You are receiving this data based on an existing relationship with CCHMC. If you have received this data in error, please delete the data and alert the sender that they have sent to the incorrect address. Recipient is responsible for safeguarding the data and must report any suspected breaches immediately. By accessing the data you agree to ensuring the protection of this data from unauthorized use.

SV-ONE Insights Hub (NPC-QIC Legacy)

Purpose

The Insights Hub dashboard provides:

- Comprehensive access to data on QI measures from multiple projects and categories.
- Shewhart charts to monitor trends over time and distinguish normal variation from true improvement.
- Network- and center-level views, allowing users to see their own results in the context of the broader collaborative.
- Funnel plots to compare performance across centers and identify opportunities for learning from outliers.
- A foundation to track progress, share strategies, and accelerate improvement efforts across the network.

Insights Hub Login Page

- Fetal/Perinatal Management
- Pre-Op/ICU
- Stage 1 Palliation
- Interstage Measures
- Neurodevelopment
- Mortality Measures
- Nutrition and Growth

Disclaimer

Welcome, Srujana!



Our mission is to build a connected community, accelerate discovery, transform care and improve single ventricle heart disease outcomes across the lifespan.

Cincinnati Children's

Navigation

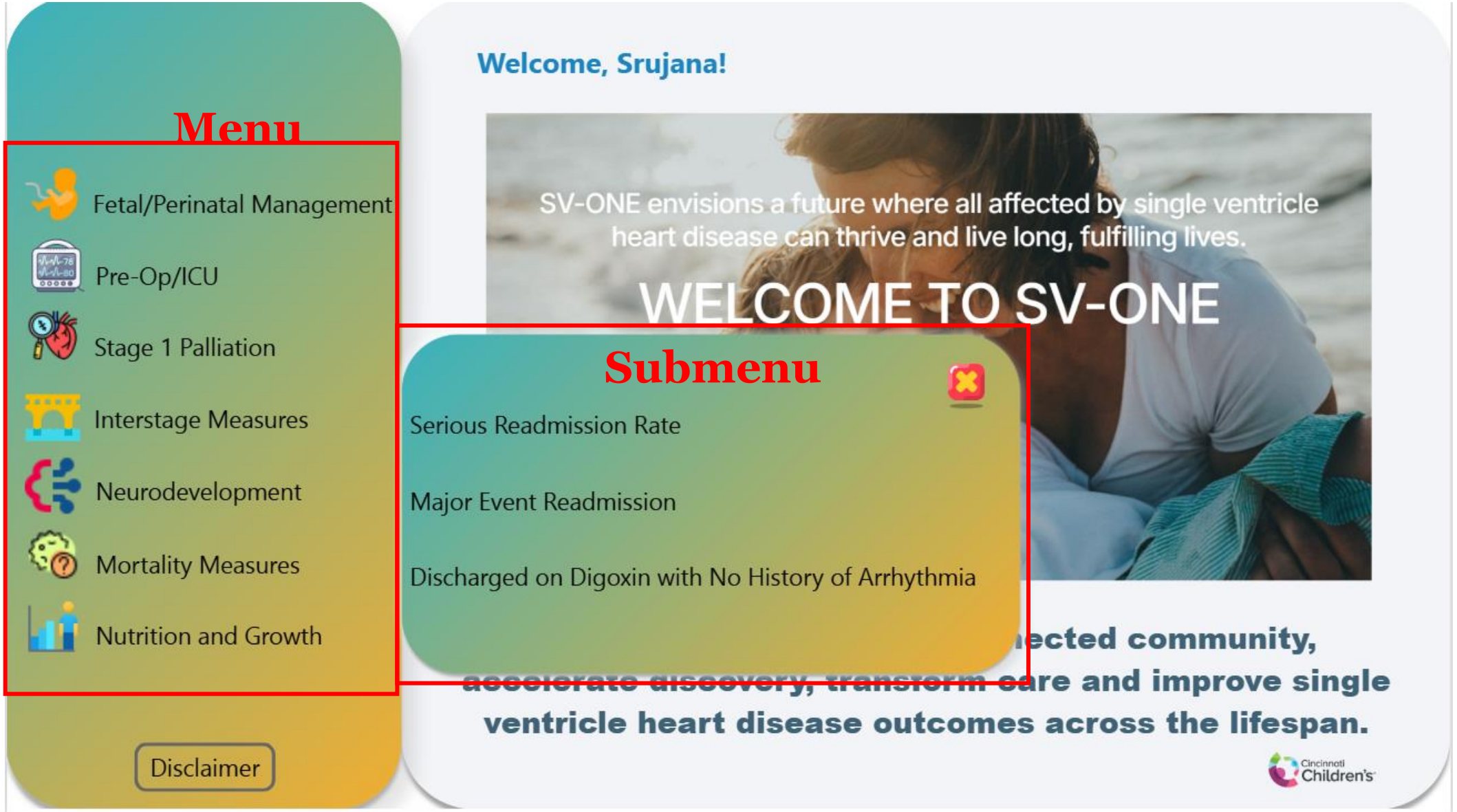
Menu
Fetal/Perinatal Management
Pre-Op/ICU
Stage 1 Palliation
Interstage Measures
Neurodevelopment
Mortality Measures
Nutrition and Growth
Disclaimer
Welcome, Srujana!
SV-ONE envisions a future where all affected by single ventricle heart disease can thrive and live long, fulfilling lives.
WELCOME TO SV-ONE
Submenu
Serious Readmission Rate
Major Event Readmission
Discharged on Digoxin with No History of Arrhythmia
ventricle heart disease outcomes across the lifespan.
Cincinnati Children's

Measures Page-Aggregate Data

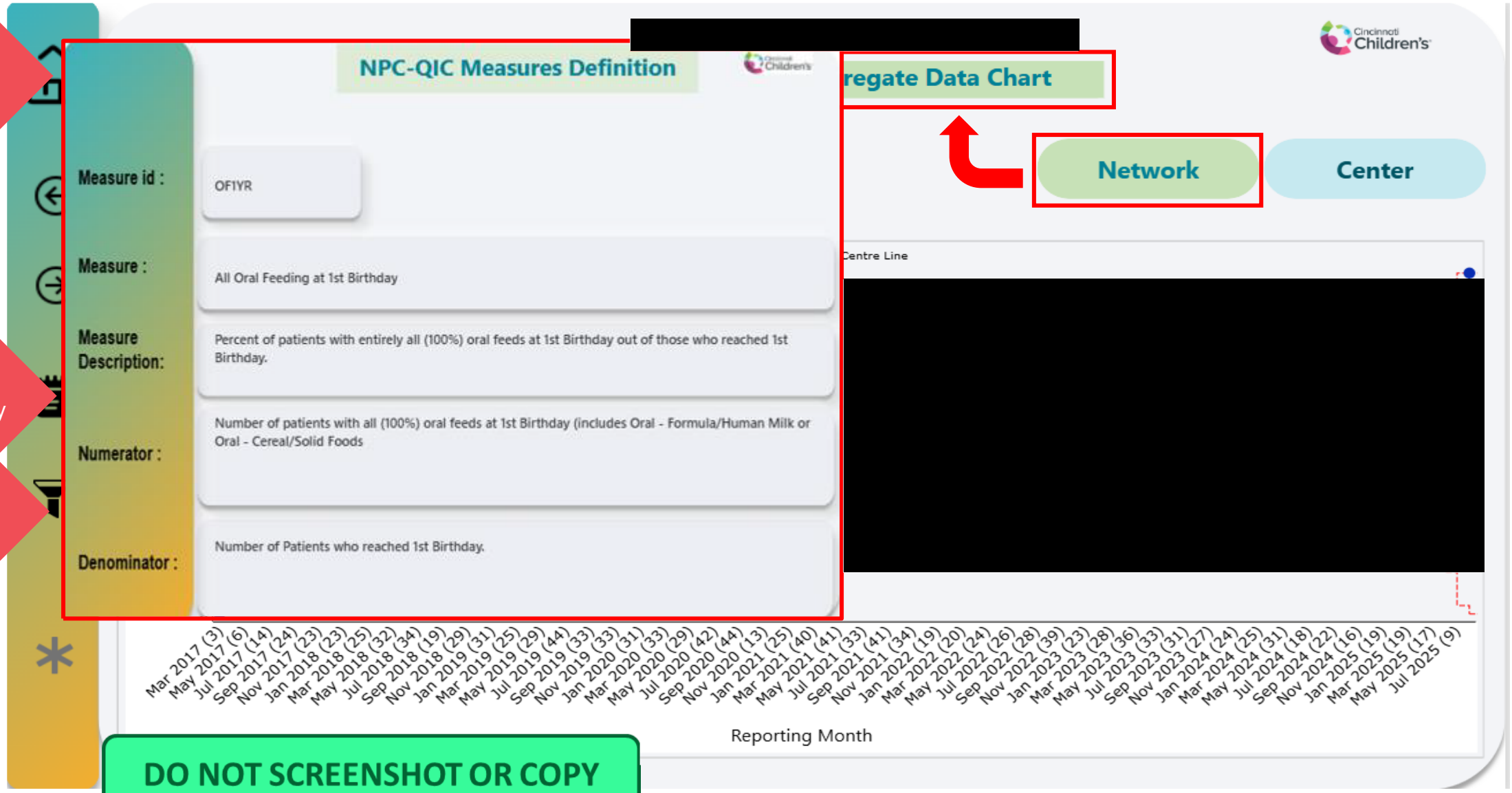

Funnel Plot

[redacted]

Funnel Plots

Site :

Please select the Measure from the dropdown

[redacted]

*The funnel plot includes all data starting from the beginning of Phase 2 to current date

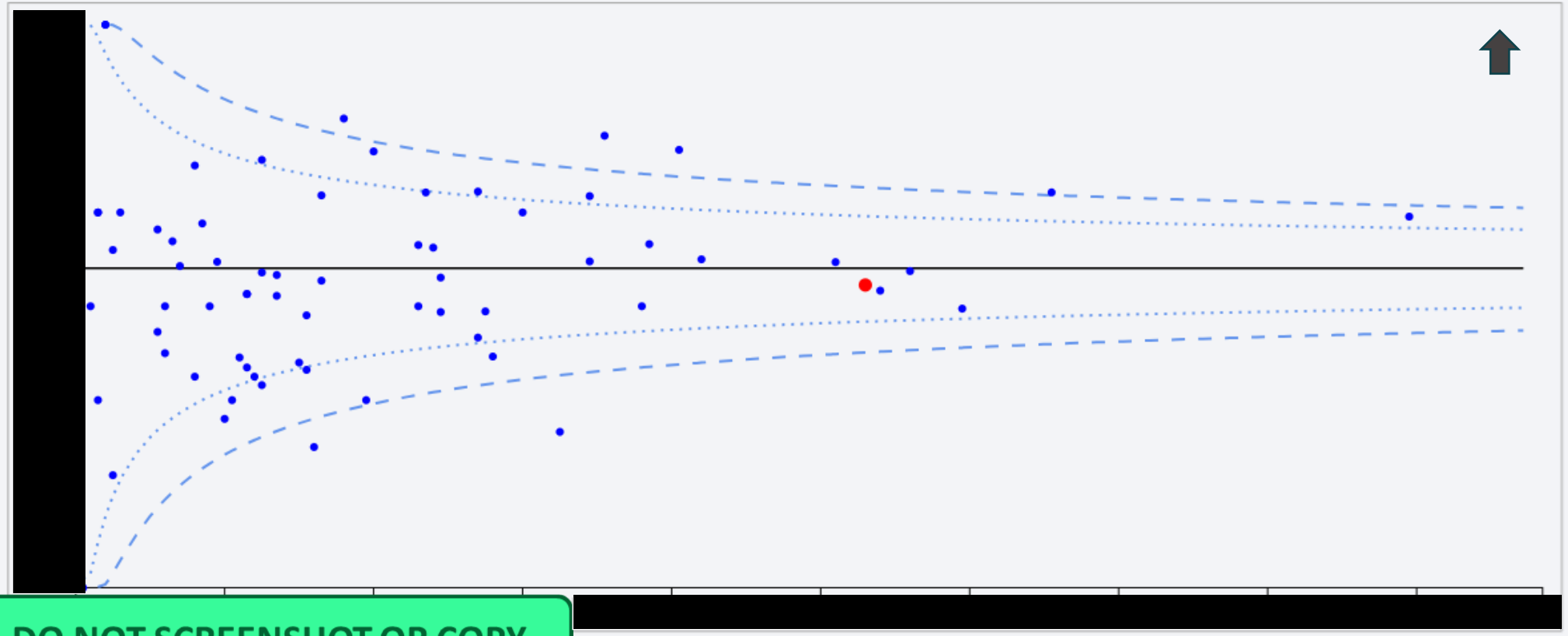

DO NOT SCREENSHOT OR COPY

Every Chart Tells a Story



Behind every chart is a child and a family. The power of this dashboard is that it takes thousands of individual stories and turns them into insights that help us improve care together.