



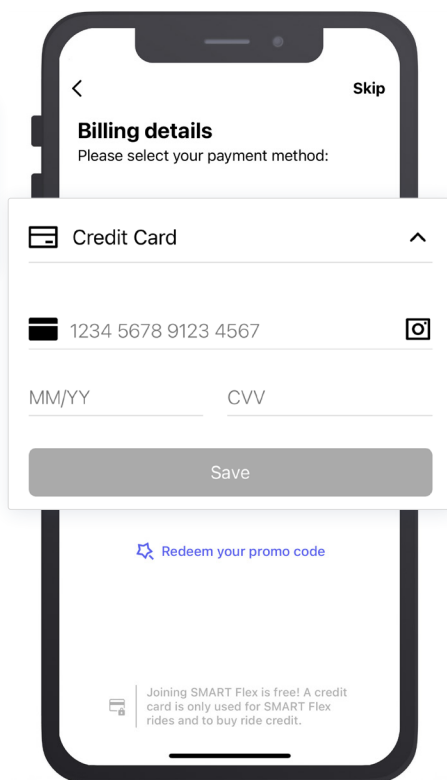

# How to ride with SMART Flex.

Everything you need to know about the app.



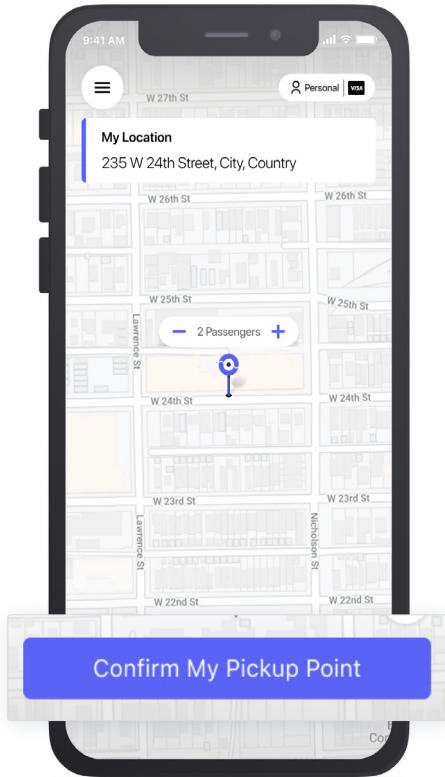
Powered by  VIA

Welcome! We're so glad you're here. We put together a few steps to help get you on board in no time.

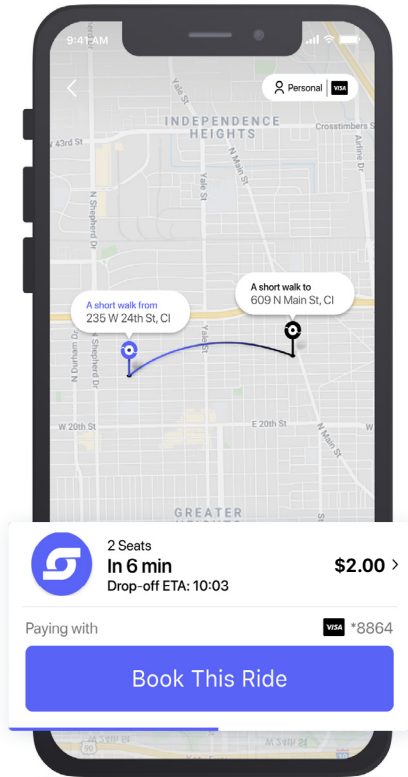


**1** Search **Ride SMART Flex** in the App Store or Google Play Store and tap the download icon.

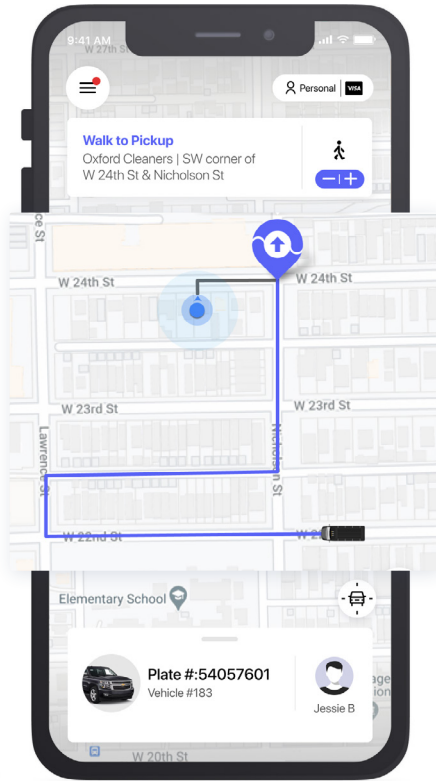
**2** Open the app, press **Get Started**, and enter your personal and payment info.



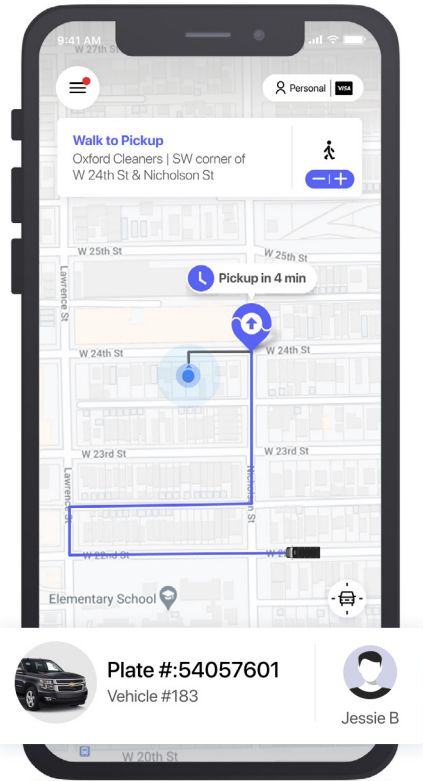
- 3** Enter your pickup address and press **Confirm My Pickup Point**. Hit the + sign if you want to bring extra passengers along! Then enter your dropoff address and press **Confirm My Dropoff Point**.



- 4** Choose the trip option that's best for you, then tap **Book This Ride**. Rides cost between \$2 and \$8 and all SMART passes (except for SMART value passes) are accepted. You can ride between **6am and 9pm, 7 days a week**.



**5** Follow the dotted line in the app to get to your exact pickup location, which may be a short walk.



**6** We'll display your driver's name, vehicle model, and license plate info to help you locate your ride.



Download the **Ride SMART Flex** app  
or call **(734) 212-8429** to get started.

[ridesmartflex.org](http://ridesmartflex.org)