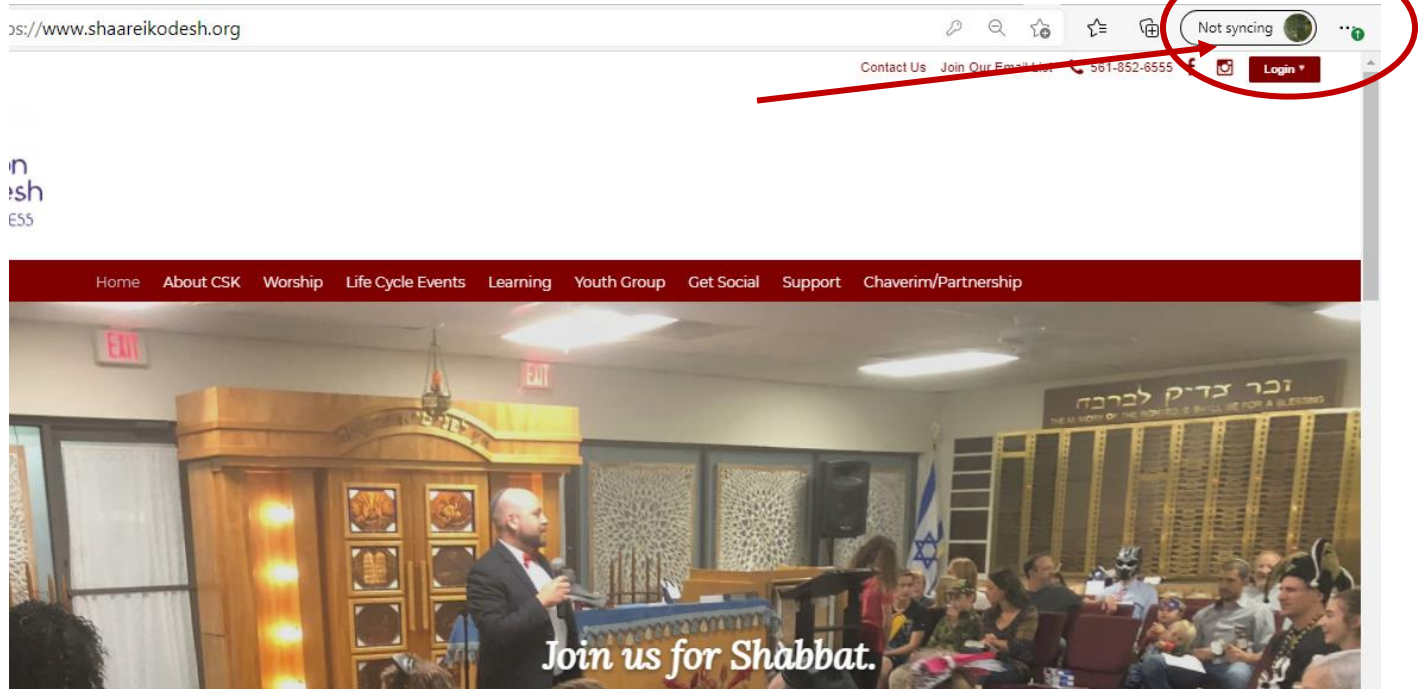


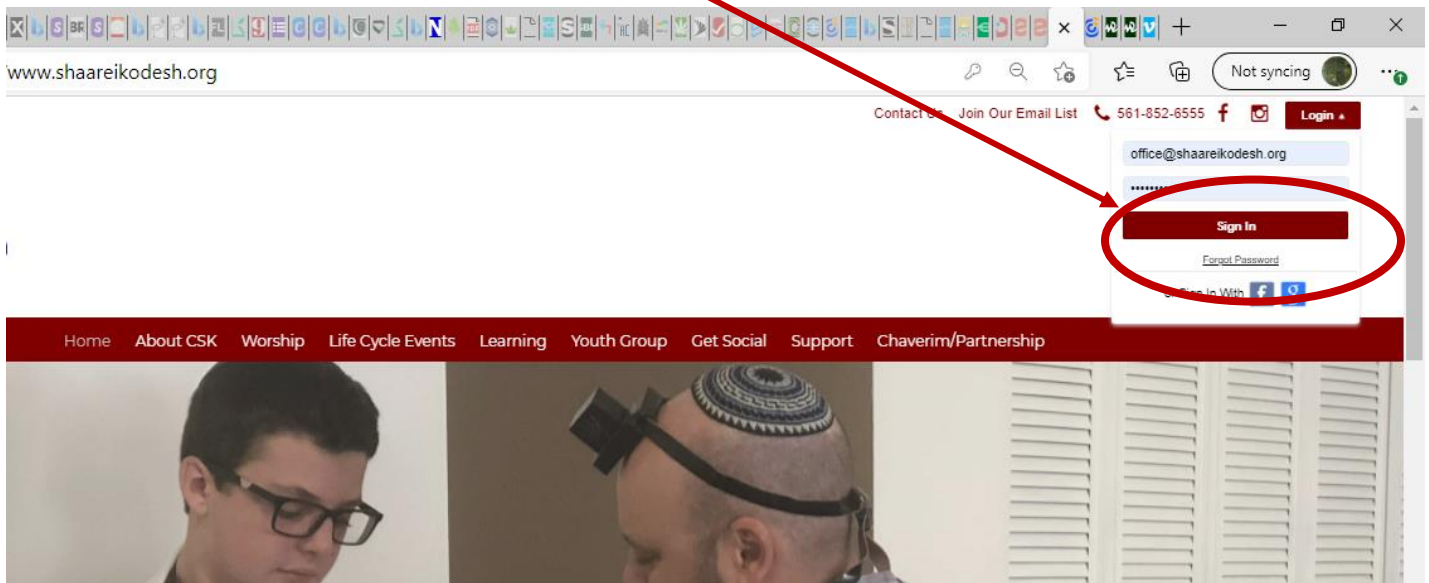
CSK Mobile App

BEFORE INSTALLATION – PLEASE READ

1. **Email & Password** – Do you know what your password is?
 - a. Before Installation you will need to access your account ON A COMPUTER on our website to make sure you have the correct email and password as this will be needed access the app. Go to <https://www.shaareikodesh.org/> See screenshot below.



If you cannot remember your password, click here on "Forgot Password" and a temporary password will be sent to your email address on file.





**ONCE YOU HAVE VERIFIED YOUR EMAIL AND PASSWORD,
NOW IT IS TIME TO DOWNLOAD THE CSK APP**



INSTALLATION OF THE CSK APP

1. iPhone Users
 - a. Go to Apple Store and search Congregation Shaarei Kodesh
 - i. Or click here to go to the Appstore <https://apps.apple.com/app/id1568996604>
 - b. Select Get
 - c. After the app has downloaded you should now have the CSK app icon on your phone screen
 - d. Be sure to ALLOW NOTIFICATIONS

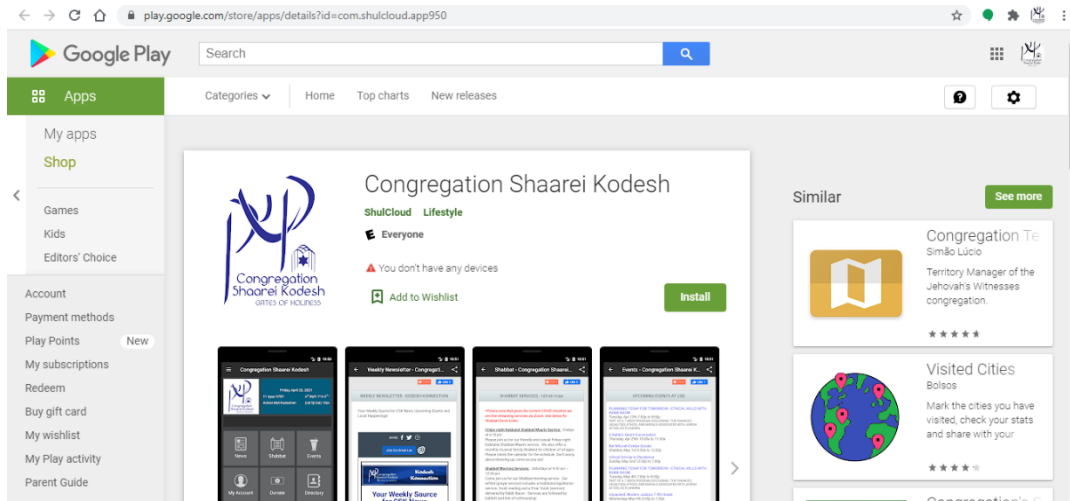


2. Android Users

a. Go to Play Store and search Congregation Shaarei Kodesh

i. Or click here to go to the Android app:


[https://play.google.com/store/apps/details?id=com.shulcloud.app950.](https://play.google.com/store/apps/details?id=com.shulcloud.app950)



b. Select Install

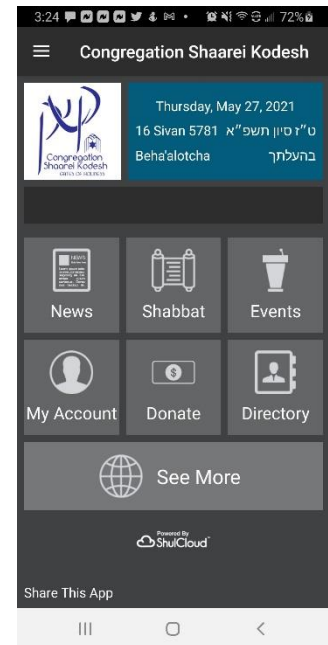
c. After the app has downloaded you should now have the CSK app icon on your phone screen

d. Be sure to ALLOW NOTIFICATIONS



ACCESSING YOUR ACCOUNT VIA THE APP

1. Click on the CSK Logo Icon on your phone screen
2. You should now have a screen asking for your account email and password
3. If you do not know your password - ask for a password reset.
 (Preferably do this on your home computer, as explained in STEP 1)
 - a. **THE OFFICE DOES NOT KNOW YOUR PASSWORD**
 - b. Once you are logged in, your screen will now look like this



APP ICONS

4. NEWS – will bring you to our most recent Kodesh Konnection. You can RSVP for events directly from your phone. If you are signed in properly, your information will automatically populate.
5. Shabbat – will bring you to the most recent Shabbat Shalom email. You can access Zoom links from your phone.
6. Events – will bring you to our calendar, providing you with all upcoming events at CSK.
7. My Account – will bring you to YOUR PERSONAL account, where you can view transactions, make payments/donations, update credit card information, edit your profile, edit family information, access Yahrzeit information, **and access the Member Directory**.
8. Donate – will bring you to the donations page. If you are signed in properly, your information will automatically populate.
9. Directory - will bring you directly to the Member Directory.
10. See More – will bring you to everything on the CSK website

Important Note

TO go back to the previous screen, you need to click on the arrow at the top left of your screen. See Screenshot.

