

Street Report

CLEAN, SAFE AND FRIENDLY | OCTOBER 2022



Downtown Worcester

The following data and information is provided to the Downtown Worcester Business Improvement District for tracking purposes. The information contained in this report is for activities reported in October 2022. The data and information are obtained from Ambassadors conducting patrols and entered in Statview.



Clean + Safe + Friendly

Street Report

DOWNTOWN WORCESTER BUSINESS IMPROVEMENT DISTRICT

CLEAN, SAFE AND FRIENDLY REPORT | OCTOBER 2022



Downtown Worcester Ambassador Paul tends to leaf debris in front of 446 Main Street.



Ambassadors quickly remove graffiti to help prevent lasting damage to buildings. In October, Ambassadors removed 17 graffiti tags.



Team Leader Izzy removes a stain on the sidewalk in front of La Central Bakery prior to their grand opening.



The Ambassador team made sure the snowblowers were ready to go at the end of the month, as the cold weather rolls in.



Congratulations to our Downtown Worcester Ambassador of the month, Jake. Since joining in May, Jake has quickly become a valuable member of the team, whose personable and friendly demeanor makes him an asset to our community. Thank you for all you do, Jake!

Street Report

DOWNTOWN WORCESTER BUSINESS IMPROVEMENT DISTRICT

CLEAN, SAFE AND FRIENDLY REPORT | OCTOBER 2022

Before/After




Street Report

DOWNTOWN WORCESTER BUSINESS IMPROVEMENT DISTRICT

CLEAN, SAFE AND FRIENDLY REPORT | OCTOBER 2022

Before/After



Street Report

DOWNTOWN WORCESTER BUSINESS IMPROVEMENT DISTRICT

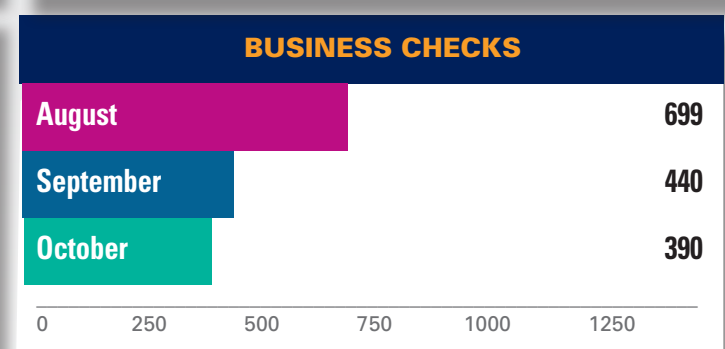
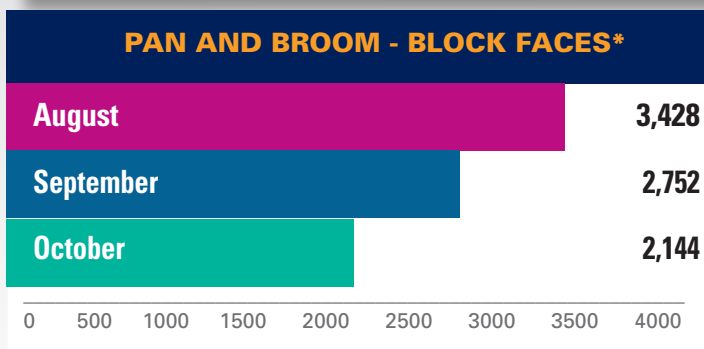
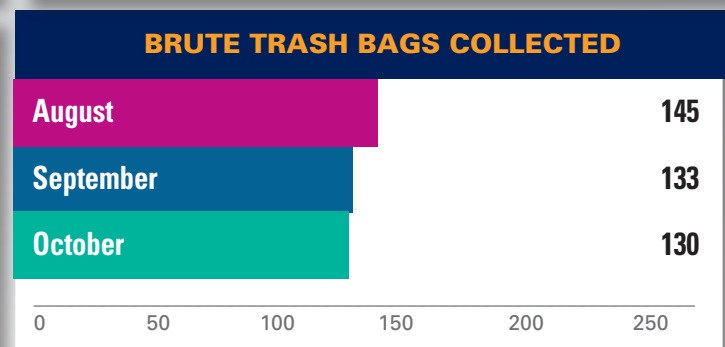
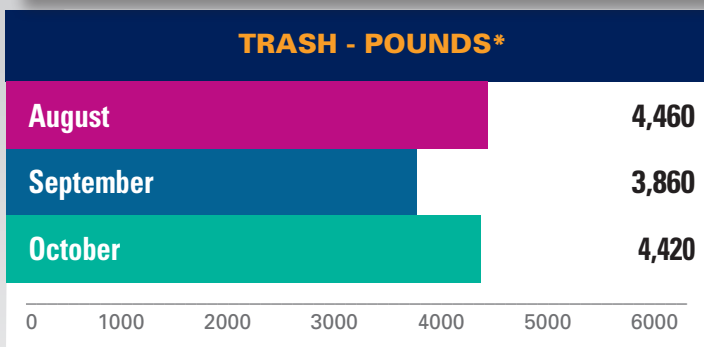
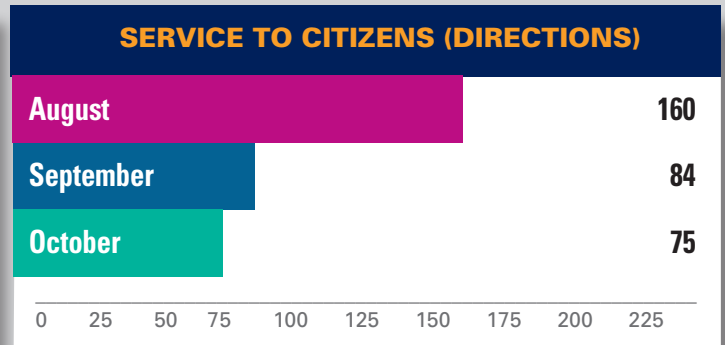
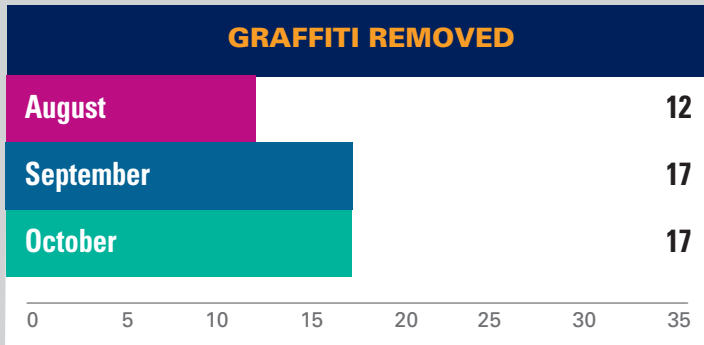
CLEAN, SAFE AND FRIENDLY REPORT | OCTOBER 2022

During the month of October 2022, the Ambassadors have provided the following services:

DEPLOYED HOURS TOTAL: 1219.58

CLEAN TEAM		OPERATIONS MANAGER		TEAM LEAD	
August	826.10	August	184.00	August	335.75
September	736.70	September	176.00	September	292.83
October	731.58	October	168.00	October	320.00

CLEAN TEAM STATS



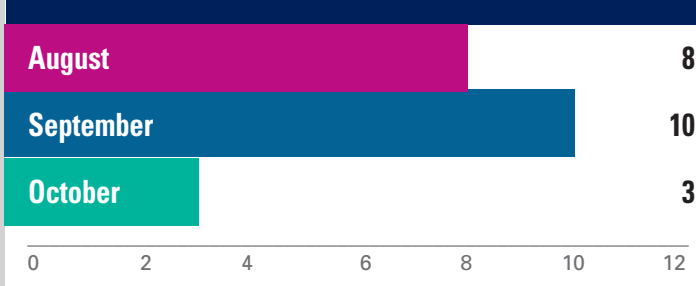
* Pan and Broom statistics include trash collected from Mercantile Plaza trash bags, garbage bags filled and pulled from our mobile rolling garbage cans from debris throughout the district, trash collected by our Windsor sweeper throughout the district, and any illegal dumping of trash that we collect. All garbage is collected and placed into garbage bags which we calculated to weigh on average 20lbs. each.

Street Report

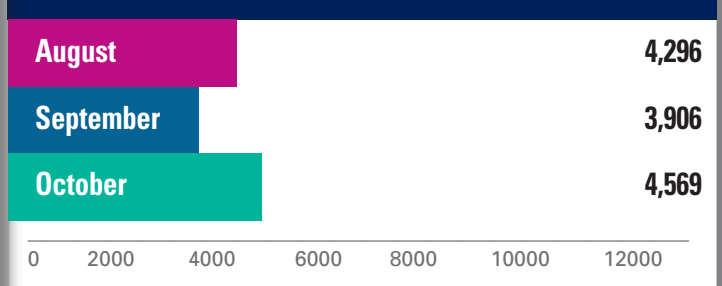
DOWNTOWN WORCESTER BUSINESS IMPROVEMENT DISTRICT

CLEAN, SAFE AND FRIENDLY REPORT | OCTOBER 2022

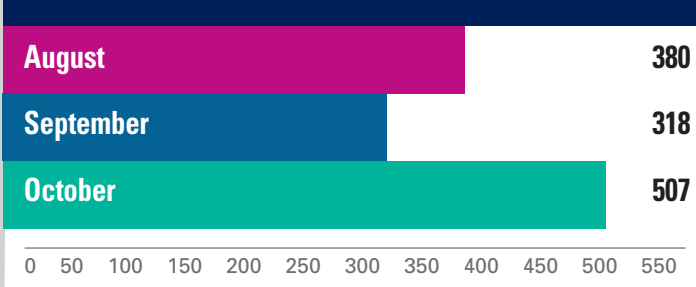
NEEDLES REMOVED



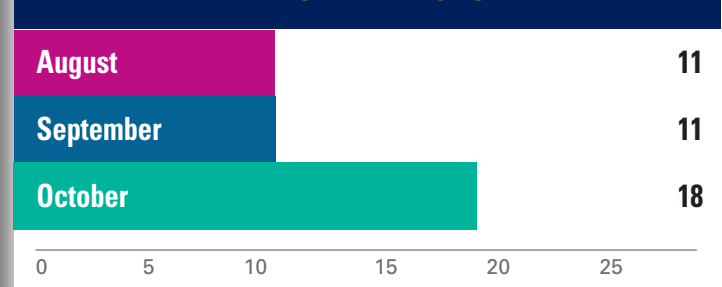
CIGARETTE BUTTS



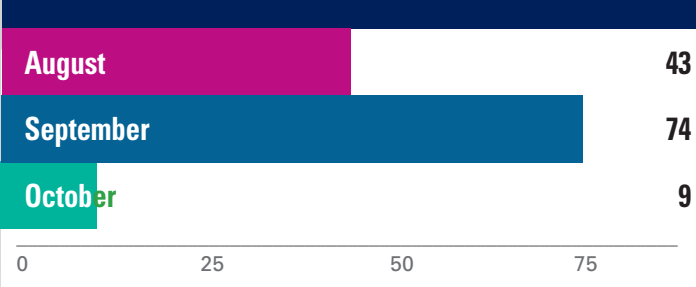
ANIMAL WASTE



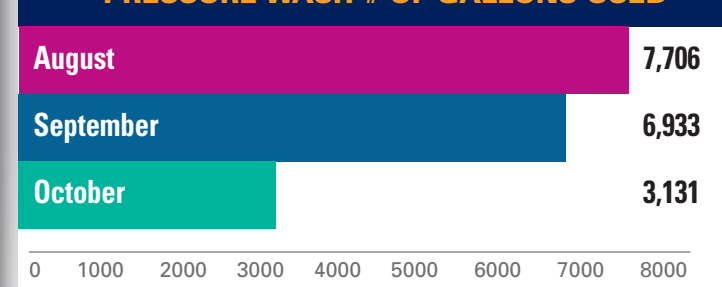
HUMAN FECES



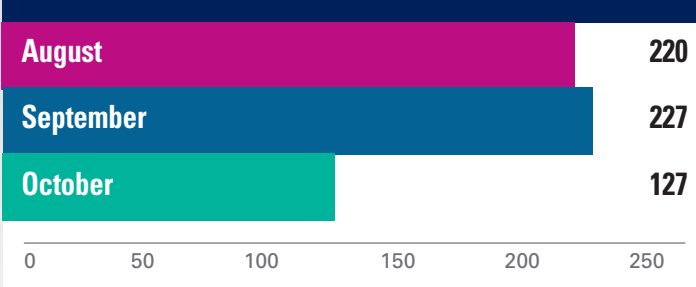
STICKERS REMOVED



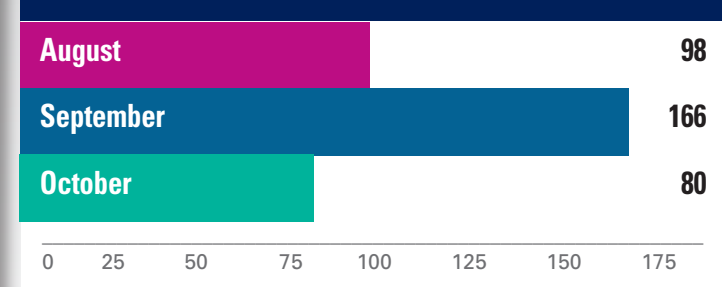
PRESSURE WASH # OF GALLONS USED



PRESSURE WASHING # BLOCK FACES



PRESSURE WASHING HOURS



WINDSOR SWEEPING BLOCK FACES

