

The People Praise Jesus

Mark 11:1-11




MEMORY VERSE

Those who followed shouted, "Hosanna!"
~ Mark 11:9





WHAT YOU NEED

- page 80, duplicated
- crayons
- tape
- hole punch
- yarn




BEFORE CLASS

Duplicate a pattern page for each child. Cut three 1" x 8" strips of paper for each child. Cut a 20" length of yarn for each child. Make a sample craft to show the children.



WHAT TO DO

1. Introduce the lesson by telling the story from Mark 11:1-11. Say, **The people were happy to see Jesus. They loudly praised Jesus. We can praise Jesus, too.**
2. Show the children the sample craft.
3. Distribute a pattern page to each child.
4. Say the memory verse.
5. Have the children tape the three paper strips to the back of the page at the bottom.
6. Have the students color the page.
7. Help the children fold the page into a triangle shape and tape the edge.
8. Punch two holes along the top edge and thread yarn through for a hanger. Say, **When you hang up your windsock at home, remember to praise Jesus.**



EXTRA TIME



Instead of paper strips, have the children tape yarn, ribbon or crepe paper to the bottom edge of the windsock. Then have the children glue glitter inside the words THEY and HOSANNA, and inside the palm leaf.

Jesus rode a donkey in Jerusalem.
People waved palms and
shouted, "Hosanna!"

5

Those who followed
shouted, "Hosanna!"
Mark 11:9

HOSANNA



SHOUTED

THEY

