




V



Tuesday


is

Wednesday

for

Thursday

vote



Friday


**Lesson
Plan**
*for the preschool
classroom*





V is for vote

*Lesson Plan for the
preschool classroom*



THEME BUILDING



Introducing the Voting Concept in the
Preschool Classroom to Impact Change

LESSON PLAN GOALS

Goal 1: To create an *environment* where children can learn about the voting process naturally through their daily activities while developing their social/emotional, cognitive, language, and physical skills.

Goal 2: To provide activities that will help children gain an *understanding* of how the “voting process” works.


Goal 3: To provide *opportunities* for parents to aid their child’s discovery about voting through participation in classroom and home activities, and to encourage and educate parents about the importance of voting and taking their children with them to vote.







V is for vote

Lesson Plan for the preschool classroom Kit Contents



Introduction	Breaking The Cycle of Voter Apathy
October Weekly Lesson Plans	
Voting Vocabulary Word Matching Game	Letter Recognition, Word Recognition, Memorization
Voting Picture Memory Matching Game	Memorization, Color Recognition, Engage in storytelling about pictures
The Day My Mom Went to Vote (Create a Book)	Teachers will create a home-made book from the story card pictures that can be read to children
The Day My Mom Went to Vote (Booklet for Mom)	Teachers will create a booklet from the sequence cards for each child to give to their mom for bedtime reading
Dear Mom "Vote Handprint"	Teachers will employ art concepts to assist each child in creating a handprint to urge parents to vote
"Vote for Me" by The Children of Selma Alabama	Gross motor development and reinforcement
Songs about Voting	Teachers will use familiar tunes that children can learn rather quickly
"The Night Before Election Day" by Natasha Wings	A Read Along Story





Breaking the Cycle of Voter Apathy

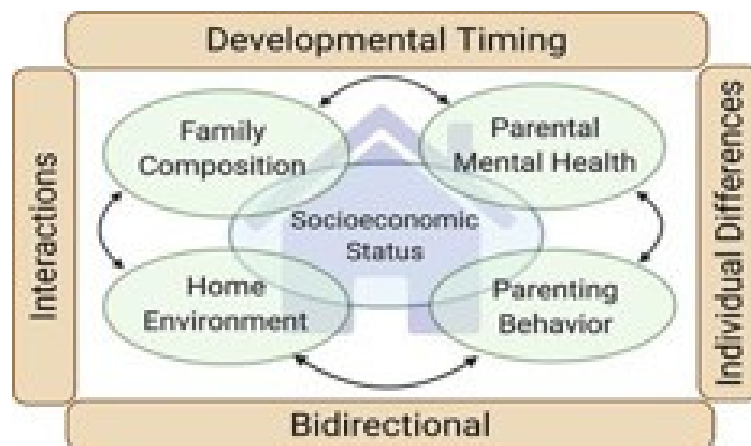


"Whatever we believe about ourselves and our ability comes true for us."

Susan L. Taylor, Essence Editor-In-Chief Emeritus


Breaking the cycle of voter apathy must be intentional.


Children must see us valuing our role and voice in the political process so they can grow up valuing their own role and voice in the political process. Exposing children to the voting process at a level they can understand, increases our chances of ridding our communities of "voter apathy," because children are influenced and they model the actions of significant adults in their lives.



"We have to talk about liberating minds as well as liberating society."

Angela Davis, Activist






October Weekly Lesson Plans



Includes:
Word Matching Game
Picture Matching Game
Create a Book



Learn Sequencing
Vote Handprint
Voting Songs
Read Along Story



Voting Vocabulary Word Matching Game

Cut these words out for a fun and interactive game

Vote

Vote

Flag

Flag

President

President

Congress

Congress

Election

Election



Voting Picture Memory Matching Game

Cut these pictures out for a fun and interactive game



**YOUR VOTE
HAS POWER**

**YOUR VOTE
HAS POWER**

*your vote
matters*


*your vote
matters*



Voting Picture Memory Matching Game

Cut these pictures out for a fun and interactive game






“The Day My Mom Went To Vote”

VOTE





“The Day My Mom Went to Vote” Create A Book



*Voting, Voting, in the air,
Voting, Voting everywhere.
People running all around,
Wearing smiles and even frowns.*


*The doors are open, the doors are wide.
The people walked quickly
in a line inside.
The worker asked softly, “Who are you?”
My mom gave them her ID, and they let her through.*

*Long names and short names,
were all printed on a sheet.
The man at the table told my mom,
“You may go to a voting booth.”*

*After my mom voted,
she dropped the ballot in a box,
And the woman at the table,
stuck an “I Voted” sticker on her top.*

*My mom walked out with a smile on her face.
She knew her vote would be counted,
no matter who wins the race.*

*Good Vote, Bad Vote,
Your Vote, My Vote.
We’re all in this together,
So, cast your vote for someone,
At the November 5th elections.*



“The Day My Mom Went to Vote”

Sequence Cards



back cover

The Day My Mom Went to Vote

cover

**Voting, Voting, in the air,
Voting, Voting everywhere.
People running all around,
Wearing smiles and even frowns.**

2

**The doors are open,
the doors are wide,
The people walked quickly,
In a line inside.
The worker asked softly,
“Who are you?”
My mommy gave them a card,
they let her through.**

1



“The Day My Mom Went to Vote”

Sequence Cards

**Long names and short names
were all printed on a sheet.
The man at the table told my
mom, “You may go to a voting
booth.”**

3

**After my mom voted,
She dropped the ballot in a box,
And the woman at the table stuck
an “I Voted” sticker on her top.**

4



**My mom walked out with a smile
on her face.
She knew that her vote counted,
no matter who wins the race.**

5

**Good Vote, Bad Vote,
Your Vote, My Vote.
We’re all in this together.
So, cast your vote for someone
at the November 5th election.**

6



“The Day My Mom Went to Vote”

Reading Graph

Use the sequence cards to create a booklet for each child to give to their mom for bedtime reading. Use this graph to record the number of times each mom read the story to their child.

This activity will encourage parents to talk to their child about their plans to go vote. Children can recall the order of events in the story.

Date	Story Highlights



Vote Handprint

The handprint can be used as a card given to the parent by their child to urge them to vote.

The children can draw a picture for mom on the inside of the card.

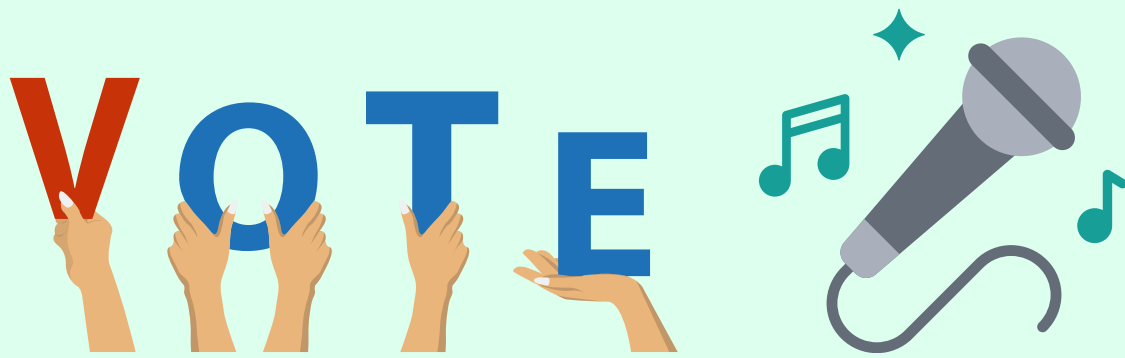
The poem on the card gives teachers an opportunity to share with parents the connection between their vote and the care they're able to obtain for their children.

Dear Mom,

*I'm giving you my handprint,
Because I am so small,
To remind you to go "vote for me"
on Election Day this fall.*

*Your vote is very important,
And it counts in so many ways,
But most of all it helps you pay
For my meals and care each day.*





Vote Song:

***“Vote For Me”
by The Children of Selma, Alabama***

<https://drive.google.com/file/d/1AH-d9sUOOFJPsWCGnr43rMgQaeY5lbSg/view?usp=sharing>

SCAN ME !



Vote Songs



People Voting

With the Tune: Are You Sleeping?

People Voting, People Voting,
All Day Long, All Day Long,
Mothers are Voting, Fathers are Voting
All Day Long, All Day Long.

If You're Going to Vote Today

With the Tune: If You're Happy and You Know It Clap Your Hands

If You're Going to Vote Today Clap Your Hands
If You're Going to Vote Today Clap Your Hands
If You're Going to Vote Today
Clap Your Hands and Say Hooray,
If You're Going to Vote Today Clap Your Hands.

November 5th Is Election Day

With the Tune: London Bridge Is Falling Down

November 5th Is Election Day, Election Day, Election Day
November 5th Is Election Day, so Let's Get Ready.
Don't Forget Your Voter ID, Voter ID, Voter ID
Don't Forget Your Voter ID, so Let's Get Ready.

Vote For Me

With the Tune: Are You Sleeping

Vote for me, Vote for me,
Mother Please, Mother Please.
Don't Forget to Vote, Don't Forget To Vote,
Mother Please, Mother Please.



Vote Songs



Cast Your Vote

With the Tune: London Bridge Is Falling Down

Cast Your Vote and Drop it In,
Drop it In, Drop it In,
Cast Your Vote and Drop it In,
Your Voice Has Just Been Heard.

Here We Go To The Voting Poll

With the Tune: Here We Go Round The Mulberry Bush


Here We Go To The Voting Poll,
Voting, Voting Poll,
Here We Go To The Voting Poll,
So Early In The Morning.

Get Out And Vote For The Best Plan

With the Tune: Reach Out And Touch Somebody's Hand

Get Out And Vote For The Best Plan,
Make This World A Better Place, If You Can.
Get Out And Vote For The Best Plan
Make This World A Better Place, If You Can.







Vote Song:

***“The Night Before Election Day”
by Natasha Wing***

**[https://youtu.be/xmvHwnfxCDY?
si=AF094wwlC7EXLO1G](https://youtu.be/xmvHwnfxCDY?si=AF094wwlC7EXLO1G)**

SCAN ME !





V is for vote

*Lesson Plan for the
preschool classroom*

*is brought to you by
Mississippi Low Income Child Care Initiative*

*Developed by
Jearlean Osborne, Child Care Organizer*

*Designed by
Zakiya Summers, Communications Director*

*For more information:
www.mschildcare.org | (228) 669-4827
Facebook @theMLICCI
Instagram @mslowincomechildcare*

