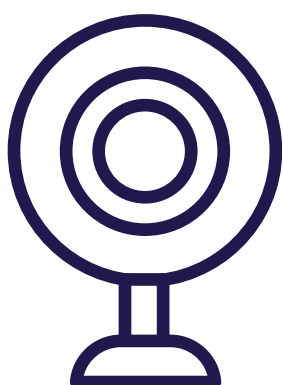




ONLINE GUIDELINES



ZOOM-ING INTO THE EFFECTIVE PRACTICE OF ONLINE BIBLE STUDY


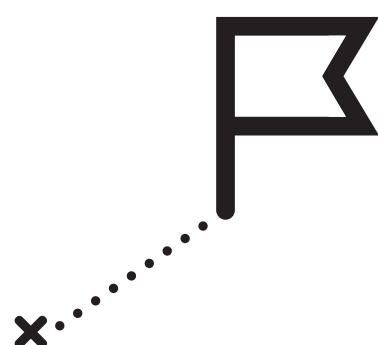


BE VISIBLE.

- For the seasonal Bible studies, advertise your class for at least 2-3 weeks.
- For the seasonal Bible studies, have your registration open at least from 3-6 weeks.
- Actively share great things that are happening in your class and small groups to the Minister of Adult Discipleship so that we can share them in the Adult Ministry and CRUMC social media!
- Empower your participants to share their stories both in the classes and in the public. Follow the hashtag of #CRUMC #CusterRoadDiscipleship

BE INTENTIONAL.

- Start by setting up class norms and Zoom etiquette, such as:
 - Join early, up to 5 minutes before the meeting time
 - Have a good lighting on your face to be seen clearly.
 - Mute yourself when others are speaking.
 - Avoid back-light from bright windows
- Craft your questions carefully and intentionally to bring your participants to the next level of reflecting and learning. (e.g. instead of asking "is there any questions?," say, "Tell me more about it," "how did you come to that conclusion?"
- Consider conducting a post-evaluation to improve your class, or small group after a season.

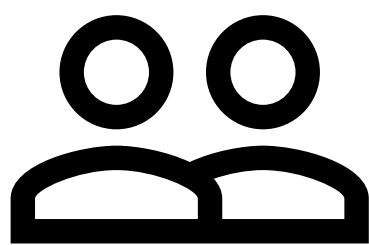



ENCOURAGE YOUR PARTICIPANTS TO ENGAGE IN MULTIPLE WAYS.

- Consider using break out rooms.
- Frequently encourage them throughout the Bible Study to pose questions and comments on the chat. Respond to reflections and questions with intention and care.
- Think of multiple ways for participants to respond such as using emoji's on the Zoom screen, raising hands, etc.
- Consider both synchronous and asynchronous Bible Study

ENCASE THE INFORMATION IN MULTIPLE FORMS.

- Try not to speak more than 5 minutes.
- After speaking so many minutes, pause, and ask intentional questions to digest and reflect.
- Break up your information into chunks and engage different ways to deliver it.
- Maximize this time to share, reflect and offer next action steps for participants to do throughout the week.

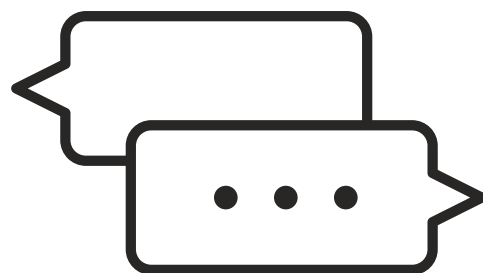


ENGAGE WITH MULTIPLE PERSONALITIES.

- Class Leader: the main facilitator of the bible study (1-2 people)
- Class facilitator: monitoring the chatroom to address questions, and respond to questions, mediate interactions between the leaders and participants (1-2 people) ; facilitators can be discussion leaders when there is a breakout session
- Establish the culture of continuous interactions by having at least one person tend the chat room.

ENJOY MULTIPLE CONNECTIONS THROUGHOUT THE WEEK.

- Remind email/text for next session a day before helps!
- Follow up with those who are absent. (Consider sharing this with participants)
- Share prayer requests and pray for your participants throughout the week.
- Don't be afraid to engage social media as a means of sharing reflections and stories throughout the week.
- Consider checking on the participants mid-week.



"THEREFORE GO AND MAKE DISCIPLES OF ALL NATIONS, BAPTIZING THEM IN THE NAME OF THE FATHER AND OF THE SON AND OF THE HOLY SPIRIT, AND TEACHING THEM TO OBEY EVERYTHING I HAVE COMMANDED YOU. AND SURELY I AM WITH YOU ALWAYS, TO THE VERY END OF THE AGE."

MATTHEW 28:19-20