


Summer Learning Mats

Dear Parents and Guardians,

These quick and engaging summer learning mats are designed to keep your child learning over the summer. The tasks can be completed by your child independently or with your guidance. Your child will have a daily math task and a daily ELA task. Throughout the week your child will also work to complete their "Three-In-A-Row" board.

Your child can strive for getting three tasks completed in a row or go for a complete "blackout." There is a built-in incentive piece on the mat as well. However, once the weekly mat is complete, you can do a quick celebration like allowing them to choose what's for dinner or taking a trip to the park. Thank you so much for your help in making your child's education a priority this summer.




Summer Learning Mats

Dear Parents and Guardians,

These quick and engaging summer learning mats are designed to keep your child learning over the summer. The tasks can be completed by your child independently or with your guidance. Your child will have a daily math task and a daily ELA task. Throughout the week your child will also work to complete their "Three-In-A-Row" board.

Your child can strive for getting three tasks completed in a row or go for a complete "blackout." There is a built-in incentive piece on the mat as well. However, once the weekly mat is complete, you can do a quick celebration like allowing them to choose what's for dinner or taking a trip to the park. Thank you so much for your help in making your child's education a priority this summer.




Summer Learning Mat: Week 1



Move-Your-Fingers Monday	Tap-N-Count Tuesday	Whip-Up-A-Web Wednesday	Think-It-Out Thursday	Fast-N-Fluent Friday	Math
<p>Today you will be moving those fingers as you write numbers 1-10. Please remember to use your neat and legible handwriting.</p> <p>Bonus: Earn a bonus seed on your watermelon slice by also drawing a set of dots for each number.</p>	<p>Today you will be working on your one-to-one counting. That means you will need to tap each item as you count it out. Guardian: Put a set of 5 spoons on the counter. Have your child count them one-by-one.</p>	<p>Today you will be making a "ways to show 1" web. Write the number 1 in the middle of a piece of paper. Then, draw lines coming from the 1 and write different ways to show one: picture, dot cube, fingers, ten frame, counting sequence, etc.</p>	<p>Today you will work on sorting objects. Guardian: Place some food items and dishes on the counter. Ask your child to sort the items (e.g., food vs. dishes). Then, ask your child to retrieve two more items that match the category.</p>	<p>Today you will work fast and fluently. Use the included number sense drill sheet. Use your finger to track across the page while stating each number or amount you see. Remember that this is a fluency activity so you will want to work quickly.</p>	

Move-Your-Fingers Monday	Tap-N-Clap Tuesday	Whip-Up-A-Web Wednesday	Think-It-Out Thursday	Fast-N-Fluent Friday	ELA
<p>Today you will practice your handwriting skills. Write your capital letters A-Z. Guardian: Write the letters A-Z on a scrap piece of paper for a guide. Your child will write their letters next to yours.</p>	<p>Today you will listen for the number of syllables in the words below. Clap your hands or tap the table to help "hear" the number of syllables: dog, water, kite, turtle, dragon, summer, fish, beach, butterfly, and lamp.</p>	<p>Today you will be creating a web for the letter "w". Write the letter "w" in the middle of your page and draw lines coming from the letter. On each line, draw a picture for an additional word that starts with the /w/ sound.</p>	<p>Today you will work on rhyming. Listen to these three words. Decide which two words rhyme: cat, mom, hat. Which two words rhyme? Can you come up with another word that rhymes with hat and cat?</p>	<p>Today you will work fast and fluently. Use the included alphabet drill sheet. Use your finger to track across the page while stating each letter or beginning sound you see. Remember that this is a fluency activity so you will want to work quickly.</p>	

Directions: Work to earn 10 watermelon seeds on your slice. Each day you complete a task, add on a seed! You can do it!



Three-In-A-Row Board

Count aloud 1-10.	Practice writing your name.	Hunt for squares in your house.
What letter sound starts these words? (bed, bug, boy, big)	Listen as your parent reads a book to you.	Draw a circle, square and triangle.
Write your numbers in shaving cream.	Make an AB pattern.	Do these rhyme: dog and bug?



Summer Learning Mat: Week 2



Move-Your-Fingers Monday	Tap-N-Count Tuesday	Whip-Up-A-Web Wednesday	Think-It-Out Thursday	Fast-N-Fluent Friday	Math
<p>Today you will be moving those fingers as you write numbers 1-10. Please remember to use your neat and legible handwriting.</p> <p>Bonus: Earn a bonus seashell in your bucket by also drawing a set of dots for each number.</p>	<p>Today you will be working on your one-to-one counting. That means you will need to tap each item as you count it out. Guardian: Put out a set of 7 cans on the counter. Have your child count them one-by-one.</p>	<p>Today you will be making a "Ways to show 2" web. Write the number 2 in the middle of a piece of paper. Then, draw lines coming from the 2 and write different ways to show two: picture, dot cube, fingers, ten frame, counting sequence, etc.</p>	<p>Today you will work on sorting objects. Guardian: Place two sets of toys on the carpet (e.g., blocks vs. cars, dolls vs. puzzles). Ask your child to sort the toys. Then, ask your child to retrieve two more items that match the category.</p>	<p>Today you will work fast and fluently. Use the included number sense drill sheet. Use your finger to track across the page while stating each number or amount you see. Remember that this is a fluency activity so you will want to work quickly.</p>	

Move-Your-Fingers Monday	Tap-N-Clap Tuesday	Whip-Up-A-Web Wednesday	Think-It-Out Thursday	Fast-N-Fluent Friday	ELA
<p>Today you will practice your handwriting skills. Practice writing your name. Write your first name five times. Remember to use your neat handwriting.</p>	<p>Today you will listen for the number of syllables in the words below. Clap your hands or tap the table to help "hear" the number of syllables: shell, bucket, swimsuit, lotion, shark, sand, umbrella, starfish, wave, and blanket.</p>	<p>Today you will be creating a web for the letter "B". Write the letter "B" in the middle of your page and draw lines coming from the letter. On each line, draw a picture for an additional word that starts with the /b/ sound.</p>	<p>Today you will work on rhyming. Listen to these three words. Decide which two words rhyme: frog, dog, rag. Which two words rhyme? Can you come up with another word that rhymes with frog and dog?</p>	<p>Today you will work fast and fluently. Use the included alphabet drill sheet. Use your finger to track across the page while stating each letter or beginning sound you see. Remember that this is a fluency activity so you will want to work quickly.</p>	

Directions: Work to earn 10 seashells in your bucket. Each day you complete a task, add on a shell! You can do it!



Three-In-A-Row Board

Hunt for circles in your house.	Listen as your parent reads a book to you.	Count aloud 1-10.
Draw your shapes in shaving cream.	Make an ABC pattern.	Draw a person (add 5 details to the drawing).
What letter sound starts these words? (toe, tub, tap, tug)	Do these rhyme: cat and mat?	Practice writing your ABC's.

Summer Learning Mat: Week 3



Move-Your-Fingers Monday	Tap-N-Count Tuesday	Whip-Up-A-Web Wednesday	Think-It-Out Thursday	Fast-N-Fluent Friday	Math
<p>Today you will be moving those fingers as you write numbers 1-10. Please remember to use your neat and legible handwriting.</p> <p>Bonus: Earn a bonus fish in your ocean by also drawing a set of dots for each number.</p>	<p>Today you will be working on your one-to-one counting. That means you will need to tap each item as you count it out. Guardian: Put out a set of 8 crayons or pens on the counter. Have your child count them one-by-one.</p>	<p>Today you will be making a "Ways to show 3" web. Write the number 3 in the middle of a piece of paper. Then, draw lines coming from the 3 and write different ways to show three: picture, dot cube, fingers, ten frame, counting sequence, etc.</p>	<p>Today you will work on sorting objects.</p> <p>Guardian: Dump out a set of unmatched socks. Have your child assist you in finding the matches. Ask: "Why do these two match?" "Why do these two not match?" "How do you know?"</p>	<p>Today you will work fast and fluently. Use the included number sense drill sheet. Use your finger to track across the page while stating each number or amount you see. Remember that this is a fluency activity so you will want to work quickly.</p>	

Move-Your-Fingers Monday	Tap-N-Clap Tuesday	Whip-Up-A-Web Wednesday	Think-It-Out Thursday	Fast-N-Fluent Friday	ELA
<p>Today you will practice your handwriting skills. Write your capital letters A-Z.</p> <p>Guardian: Write the letters A-Z on a scrap piece of paper for a guide. Your child will write their letters next to yours.</p>	<p>Today you will listen for the number of syllables in the words below. Clap your hands or tap the table to help "hear" the number of syllables: fin, sea, scuba, snorkel, treasure, octopus, blue, seaweed, teeth, and pail.</p>	<p>Today you will be creating a web for the letter "F". Write the letter "F" in the middle of your page and draw lines coming from the letter. On each line, draw a picture for an additional word that starts with the /f/ sound.</p>	<p>Today you will work on rhyming. Listen to these three words. Decide which two words rhyme: tap, can, ran. Which two words rhyme? Can you come up with another word that rhymes with can and ran?</p>	<p>Today you will work fast and fluently. Use the included alphabet drill sheet. Use your finger to track across the page while stating each letter or beginning sound you see. Remember that this is a fluency activity so you will want to work quickly.</p>	

Directions: Work to earn 10 fish in your ocean. Each day you complete a task, add on a fish! You can do it!



Three-In-A-Row Board

Listen as your parent reads a book to you.	Hunt for triangles in your house.	Practice writing your numbers.
Draw a house (add 5 details to the drawing).	Do these rhyme: pot, pop?	Write your ABC's in shaving cream.
What letter sound starts these words? (man, mat, mitten)	Count aloud 1-10.	Make an AB pattern.

Summer Learning Mat: Week 4



Move-Your-Fingers Monday	Tap-N-Count Tuesday	Whip-Up-A-Web Wednesday	Think-It-Out Thursday	Fast-N-Fluent Friday	Math
<p>Today you will be moving those fingers as you write numbers 1-10. Please remember to use your neat and legible handwriting.</p> <p>Bonus: Earn a bonus ice cream scoop on your cone by also drawing a set of dots for each number.</p>	<p>Today you will be working on your one-to-one counting. That means you will need to tap each item as you count it out. Guardian: Put out a set of 10 plates on the counter. Have your child count them one-by-one.</p>	<p>Today you will be making a "Ways to show 4" web. Write the number 4 in the middle of a piece of paper. Then, draw lines coming from the 4 and write different ways to show four: picture, dot cube, fingers, ten frame, counting sequence, etc.</p>	<p>Today you will work on sorting objects.</p> <p>Guardian: Dump out a bag of trail mix. Have your child sort the food items into matching categories. Ask: "How do you know these two are the same?" "How is this one different?"</p>	<p>Today you will work fast and fluently. Use the included number sense drill sheet. Use your finger to track across the page while stating each number or amount you see. Remember that this is a fluency activity so you will want to work quickly.</p>	

Move-Your-Fingers Monday	Tap-N-Clap Tuesday	Whip-Up-A-Web Wednesday	Think-It-Out Thursday	Fast-N-Fluent Friday	ELA
<p>Today you will practice your handwriting skills. Practice writing your name. Write your first name five times. Remember to use your neat handwriting.</p>	<p>Today you will listen for the number of syllables in the words below. Clap your hands or tap the table to help "hear" the number of syllables: cone, strawberry, ice cream, cold, vanilla, scoop, spoon, lick, eat, and chocolate.</p>	<p>Today you will be creating a web for the letter "G". Write the letter "G" in the middle of your page and draw lines coming from the letter. On each line, draw a picture for an additional word that starts with the /g/ sound.</p>	<p>Today you will work on rhyming. Listen to these three words. Decide which two words rhyme: sad, dad, man. Which two words rhyme? Can you come up with another word that rhymes with sad and dad?</p>	<p>Today you will work fast and fluently. Use the included alphabet drill sheet. Use your finger to track across the page while stating each letter or beginning sound you see. Remember that this is a fluency activity so you will want to work quickly.</p>	

Directions: Work to earn 10 ice cream scoops on your cones. Each day you complete a task, add on a scoop! You can do it!



Three-In-A-Row Board

Hunt for rectangles in your house.	Do these rhyme: fan, man?	Count aloud 1-10.
What letter sound starts these words? (rat, rug, ram, rib)	Write your numbers in shaving cream.	Practice drawing your shapes.
Draw a person (add 5 details to the drawing).	Make an ABC pattern.	Listen as your parent reads a book to you.

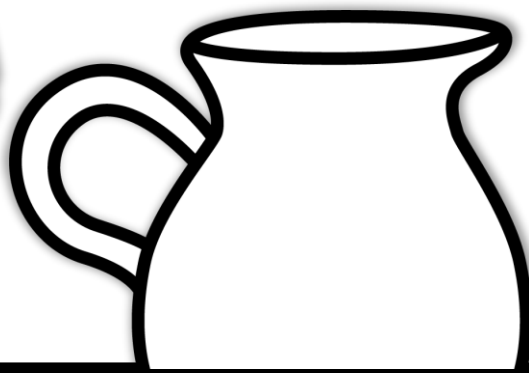

Summer Learning Mat: Week 5



Move-Your-Fingers Monday	Tap-N-Count Tuesday	Whip-Up-A-Web Wednesday	Think-It-Out Thursday	Fast-N-Fluent Friday	Math
<p>Today you will be moving those fingers as you write numbers 1-10. Please remember to use your neat and legible handwriting.</p> <p>Bonus: Earn a bonus lemon for your pitcher by also drawing a set of dots for each number.</p>	<p>Today you will be working on your one-to-one counting. That means you will need to tap each item as you count it out. Guardian: Put out a set of 9 cups on the counter. Have your child count them one-by-one.</p>	<p>Today you will be making a "Ways to show 5" web. Write the number 5 in the middle of a piece of paper. Then, draw lines coming from the 5 and write different ways to show five: picture, dot cube, fingers, ten frame, counting sequence, etc.</p>	<p>Today you will work on sorting objects.</p> <p>Guardian: Dump out a bag of fruit snacks. Have your child sort the food items into matching categories. Ask: "How do you know these two are the same?" "How is this one different?"</p>	<p>Today you will work fast and fluently. Use the included number sense drill sheet. Use your finger to track across the page while stating each number or amount you see. Remember that this is a fluency activity so you will want to work quickly.</p>	

Move-Your-Fingers Monday	Tap-N-Clap Tuesday	Whip-Up-A-Web Wednesday	Think-It-Out Thursday	Fast-N-Fluent Friday	ELA
<p>Today you will practice your handwriting skills. Write your capital letters A-Z.</p> <p>Guardian: Write the letters A-Z on a scrap piece of paper for a guide. Your child will write their letters next to yours.</p>	<p>Today you will listen for the number of syllables in the words below. Clap your hands or tap the table to help "hear" the number of syllables: apple, grape, lemon, orange, watermelon, pear, pineapple, kiwi, berry and banana.</p>	<p>Today you will be creating a web for the letter "L". Write the letter "L" in the middle of your page and draw lines coming from the letter. On each line, draw a picture for an additional word that starts with the /l/ sound.</p>	<p>Today you will work on rhyming. Listen to these three words. Decide which two words rhyme: top, mom, cop. Which two words rhyme? Can you come up with another word that rhymes with top and cop?</p>	<p>Today you will work fast and fluently. Use the included alphabet drill sheet. Use your finger to track across the page while stating each letter or beginning sound you see. Remember that this is a fluency activity so you will want to work quickly.</p>	

Directions: Work to earn 10 lemons in your pitcher. Each day you complete a task, add a lemon! You can do it!



Three-In-A-Row Board

Make an AB pattern.	Do these rhyme: fan, man?	Practice writing your ABC's.
Draw a face (add 5 details to the drawing).	What letter sound starts these words? (log, leg, lit, lap)	Draw your shapes in shaving cream.
Hunt for ovals in your house.	Listen as your parent reads a book to you.	Count aloud 1-10.

Summer Learning Mat: Week 6



Move-Your-Fingers Monday	Tap-N-Count Tuesday	Whip-Up-A-Web Wednesday	Think-It-Out Thursday	Fast-N-Fluent Friday	Math
<p>Today you will be moving those fingers as you write numbers 1-10. Please remember to use your neat and legible handwriting.</p> <p>Bonus: Earn a bonus palm tree for your beach by also drawing a set of dots for each number.</p>	<p>Today you will be working on your one-to-one counting. That means you will need to tap each item as you count it out. Guardian: Put out a set of 10 forks and/or spoons on the counter. Have your child count them one-by-one.</p>	<p>Today you will be making a "Ways to show 6" web. Write the number 6 in the middle of a piece of paper. Then, draw lines coming from the 6 and write different ways to show six: picture, dot cube, fingers, ten frame, counting sequence, etc.</p>	<p>Today you will work on sorting objects.</p> <p>Guardian: Dump out a handful of Fruit Loops cereal. Have your child sort the cereal into matching categories. Ask: "How do you know these two are the same?" "How is this one different?"</p>	<p>Today you will work fast and fluently. Use the included number sense drill sheet. Use your finger to track across the page while stating each number or amount you see. Remember that this is a fluency activity so you will want to work quickly.</p>	

Move-Your-Fingers Monday	Tap-N-Clap Tuesday	Whip-Up-A-Web Wednesday	Think-It-Out Thursday	Fast-N-Fluent Friday	ELA
<p>Today you will practice your handwriting skills. Practice writing your name. Write your first name five times. Remember to use your neat handwriting.</p>	<p>Today you will listen for the number of syllables in the words below. Clap your hands or tap the table to help "hear" the number of syllables: football, golf, baseball, basketball, surf, run, hockey, tennis, soccer, and bike.</p>	<p>Today you will be creating a web for the letter "P". Write the letter "P" in the middle of your page and draw lines coming from the letter. On each line, draw a picture for an additional word that starts with the /p/ sound.</p>	<p>Today you will work on rhyming. Listen to these three words. Decide which two words rhyme: bag, rat, rag. Which two words rhyme? Can you come up with another word that rhymes with bag and rag?</p>	<p>Today you will work fast and fluently. Use the included alphabet drill sheet. Use your finger to track across the page while stating each letter or beginning sound you see. Remember that this is a fluency activity so you will want to work quickly.</p>	

Directions: Work to earn 10 palm trees at your beach. Each day you complete a task, add a palm tree! You can do it!



Three-In-A-Row Board


Go for a shape hunt outside of your house.	Practice writing your numbers.	Write your ABC's in shaving cream.
What letter sound starts these words? (sad, sit, sap, sub)	Listen as your parent reads a book to you.	Count aloud 1-10.
Draw your family (add 5 details to the drawing).	Make an ABC pattern.	Do these rhyme: kite, cat?

Summer Learning Mat: Week 7



Move-Your-Fingers Monday	Tap-N-Count Tuesday	Whip-Up-A-Web Wednesday	Think-It-Out Thursday	Fast-N-Fluent Friday	Math
<p>Today you will be moving those fingers as you write numbers 1-10. Please remember to use your neat and legible handwriting.</p> <p>Bonus: Earn a bonus sun ray for your sun by also drawing a set of dots for each number.</p>	<p>Today you will be working on your one-to-one counting. That means you will need to tap each item as you count it out. Guardian: Grab a bucket of 8 toys. Have your child grab one toy out at a time and count them one-by-one.</p>	<p>Today you will be making a "Ways to show 7" web. Write the number 7 in the middle of a piece of paper. Then, draw lines coming from the 7 and write different ways to show seven: picture, dot cube, fingers, ten frame, counting sequence, etc.</p>	<p>Today you will work on sorting objects.</p> <p>Guardian: Open the refrigerator and have your child discuss the items. Which are fruit? Which are meats? Which are vegetables? Ask: "How do you know these two are the same?" "How is this one different?"</p>	<p>Today you will work fast and fluently. Use the included number sense drill sheet. Use your finger to track across the page while stating each number or amount you see. Remember that this is a fluency activity so you will want to work quickly.</p>	
Move-Your-Fingers Monday	Tap-N-Clap Tuesday	Whip-Up-A-Web Wednesday	Think-It-Out Thursday	Fast-N-Fluent Friday	ELA
<p>Today you will practice your handwriting skills. Write your capital letters A-Z.</p> <p>Guardian: Write the letters A-Z on a scrap piece of paper for a guide. Your child will write their letters next to yours.</p>	<p>Today you will listen for the number of syllables in the words below. Clap your hands or tap the table to help "hear" the number of syllables: bug, jar, chocolate, cracker, smore, fire, camp, hotdog, tent, and star.</p>	<p>Today you will be creating a web for the letter "S". Write the letter "S" in the middle of your page and draw lines coming from the letter. On each line, draw a picture for an additional word that starts with the /s/ sound.</p>	<p>Today you will work on rhyming. Listen to these three words. Decide which two words rhyme: bug, hug, hop. Which two words rhyme? Can you come up with another word that rhymes with bug and hug?</p>	<p>Today you will work fast and fluently. Use the included alphabet drill sheet. Use your finger to track across the page while stating each letter or beginning sound you see. Remember that this is a fluency activity so you will want to work quickly.</p>	

Directions: Work to earn 10 sun rays. Each day you complete a task, add a sun ray. You can do it!



Three-In-A-Row Board

Practice drawing shapes.	Listen as your parent reads a book to you.	Make an AB pattern.
Go for a shape hunt around your neighborhood.	Write your name in shaving cream.	Count aloud 1-10.
What letter sound starts these words? (zone, zero, zebra)	Do these rhyme: little, like?	Draw a dog (add 5 details to the drawing).

Summer Learning Mat: Week 8



Move-Your-Fingers Monday	Tap-N-Count Tuesday	Whip-Up-A-Web Wednesday	Think-It-Out Thursday	Fast-N-Fluent Friday	Math
<p>Today you will be moving those fingers as you write numbers 1-10. Please remember to use your neat and legible handwriting.</p> <p>Bonus: Earn a bonus starfish for your ocean by also drawing a set of dots for each number.</p>	<p>Today you will be working on your one-to-one counting. That means you will need to tap each item as you count it out. Walk around your house and count the number of doors you have.</p> <p>Guardian: You can stop the counting at 10.</p>	<p>Today you will be making a "Ways to show 8" web. Write the number 8 in the middle of a piece of paper. Then, draw lines coming from the 8 and write different ways to show eight: picture, dot cube, fingers, ten frame, counting sequence, etc.</p>	<p>Today you will work on sorting objects.</p> <p>Guardian: Open the pantry and have your child discuss the items. Which are boxed? Which are canned? Ask: "How do you know these two are the same?" "How is this one different?"</p>	<p>Today you will work fast and fluently. Use the included number sense drill sheet. Use your finger to track across the page while stating each number or amount you see. Remember that this is a fluency activity so you will want to work quickly.</p>	

Move-Your-Fingers Monday	Tap-N-Clap Tuesday	Whip-Up-A-Web Wednesday	Think-It-Out Thursday	Fast-N-Fluent Friday	ELA
<p>Today you will practice your handwriting skills. Practice writing your name. Write your first name five times. Remember to use your neat handwriting.</p>	<p>Today you will listen for the number of syllables in the words below. Clap your hands or tap the table to help "hear" the number of syllables: couch, bathroom, table, chair, stove, stool, bed, bathtub, porch, and pool.</p>	<p>Today you will be creating a web for the letter "M". Write the letter "M" in the middle of your page and draw lines coming from the letter. On each line, draw a picture for an additional word that starts with the /m/ sound.</p>	<p>Today you will work on rhyming. Listen to these three words. Decide which two words rhyme: rat, ram, ham. Which two words rhyme? Can you come up with another word that rhymes with ram and ham?</p>	<p>Today you will work fast and fluently. Use the included alphabet drill sheet. Use your finger to track across the page while stating each letter or beginning sound you see. Remember that this is a fluency activity so you will want to work quickly.</p>	

Directions: Work to earn 10 starfish in your ocean. Each day you complete a task, add a starfish. You can do it!



Three-In-A-Row Board

Make an ABC pattern.	Listen as your parent reads a book to you.	Count aloud 1-10.
What letter sound starts these words? (fan, fast, fun, for)	Do these rhyme: fish, dish?	Write your numbers in shaving cream.
Draw a cat (add 5 details to the drawing).	Practice writing your ABC's.	I see 2 cats and 2 dogs. How many animals do I see?

Summer Learning Mat: Week 9



Move-Your-Fingers Monday	Tap-N-Count Tuesday	Whip-Up-A-Web Wednesday	Think-It-Out Thursday	Fast-N-Fluent Friday	Math
<p>Today you will be moving those fingers as you write numbers 1-10. Please remember to use your neat and legible handwriting.</p> <p>Bonus: Earn a bonus crab on your beach by also drawing a set of dots for each number.</p>	<p>Today you will be working on your one-to-one counting. That means you will need to tap each item as you count it out. Walk around your house and count the number of windows you have.</p> <p>Guardian: You can stop the counting at 10.</p>	<p>Today you will be making a "Ways to show 9" web. Write the number 9 in the middle of a piece of paper. Then, draw lines coming from the 9 and write different ways to show nine: picture, dot cube, fingers, ten frame, counting sequence, etc.</p>	<p>Today you will work on sorting objects.</p> <p>Guardian: Dump out a basket of laundry. Have your child sort the items (e.g., shirts, shorts, socks, etc.). Ask: "How do you know these two are the same?" "How is this one different?"</p>	<p>Today you will work fast and fluently. Use the included number sense drill sheet. Use your finger to track across the page while stating each number or amount you see. Remember that this is a fluency activity so you will want to work quickly.</p>	

Move-Your-Fingers Monday	Tap-N-Clap Tuesday	Whip-Up-A-Web Wednesday	Think-It-Out Thursday	Fast-N-Fluent Friday	ELA
<p>Today you will practice your handwriting skills. Write your capital letters A-Z.</p> <p>Guardian: Write the letters A-Z on a scrap piece of paper for a guide. Your child will write their letters next to yours.</p>	<p>Today you will listen for the number of syllables in the words below. Clap your hands or tap the table to help "hear" the number of syllables: shoe, shirt, pants, shoelace, swimsuit, sweater, dress, overhauls, high heels, and scarf.</p>	<p>Today you will be creating a web for the letter "C". Write the letter "C" in the middle of your page and draw lines coming from the letter. On each line, draw a picture for an additional word that starts with the /c/ sound.</p>	<p>Today you will work on rhyming. Listen to these three words. Decide which two words rhyme: rash, dash, wish. Which two words rhyme? Can you come up with another word that rhymes with rash and dash?</p>	<p>Today you will work fast and fluently. Use the included alphabet drill sheet. Use your finger to track across the page while stating each letter or beginning sound you see. Remember that this is a fluency activity so you will want to work quickly.</p>	

Directions: Work to earn 10 crabs at your beach. Each day you complete a task, add a crab to your beach. You can do it!



Three-In-A-Row Board

Count aloud 1-10.	Do these rhyme: jog, jot?	Write your name in shaving cream.
Draw a friend (add 5 details to the drawing)?	Make an AB pattern.	Practice drawing your shapes.
What letter sound starts these words? (mom, mat, mud)	Listen as your parent reads a book to you.	I see 4 red cars and 1 black car. How many cars in all?

Summer Learning Mat: Week 10




Move-Your-Fingers Monday	Tap-N-Count Tuesday	Whip-Up-A-Web Wednesday	Think-It-Out Thursday	Fast-N-Fluent Friday	Math
Today you will be moving those fingers as you write numbers 1-10. Please remember to use your neat and legible handwriting. Bonus: Earn a waterdrop for your sprinkler by also drawing a set of dots for each number.	Today you will be working on your one-to-one counting. That means you will need to tap each item as you count it out. Walk around your house and count the number of light switches you have. Guardian: You can stop the counting at 10.	Today you will be making a "Ways to show 10" web. Write the number 10 in the middle of a piece of paper. Then, draw lines coming from the 10 and write different ways to show ten: picture, dot cube, fingers, ten frame, counting sequence, etc.	Today you will work on sorting objects. Guardian: Dump out a bag of buttons. Have your child sort the buttons. Ask: "How do you know these two are the same?" "How is this one different?"	Today you will work fast and fluently. Use the included number sense drill sheet. Use your finger to track across the page while stating each number or amount you see. Remember that this is a fluency activity so you will want to work quickly.	

Move-Your-Fingers Monday	Tap-N-Clap Tuesday	Whip-Up-A-Web Wednesday	Think-It-Out Thursday	Fast-N-Fluent Friday	ELA
Today you will practice your handwriting skills. Practice writing your name. Write your first name five times. Remember to use your neat handwriting.	Today you will listen for the number of syllables in the words below. Clap your hands or tap the table to help "hear" the number of syllables: pencil, paper, school, teacher, backpack, lunch, eraser, crayon, marker, and principal.	Today you will be creating a web for the letter "D". Write the letter "D" in the middle of your page and draw lines coming from the letter. On each line, draw a picture for an additional word that starts with the /d/ sound.	Today you will work on rhyming. Listen to these three words. Decide which two words rhyme: school, pond, pool. Which two words rhyme? Can you come up with another word that rhymes with school and pool?	Today you will work fast and fluently. Use the included alphabet drill sheet. Use your finger to track across the page while stating each letter or beginning sound you see. Remember that this is a fluency activity so you will want to work quickly.	



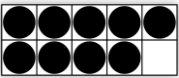
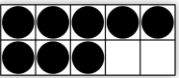
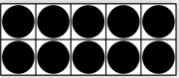


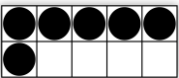
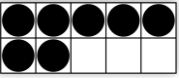

Directions: Work to earn waterdrops spraying from your sprinkler. Each day you complete a task, add a waterdrop to your sprinkler. You can do it!

Three-In-A-Row Board





















Do these rhyme: apple, ape?	Make an ABC pattern.	Count aloud 1-10.
Draw a person (add 5 details to the drawing).	Write your ABC's in shaving cream.	Practice writing your numbers.
What letter sound starts these words? (girl, go, gold, golf)	Listen as your parent reads a book to you.	I see 2 blue birds and 3 red birds. How many birds in all?



Number Sense Drill Sheet

	1		
6	10		5
3		9	
	8	2	
4		7	

Alphabet Drill Sheet

Aa 	Bb 	Cc 	Dd 
Ee 	Ff 	Gg 	Hh 
Ii 	Jj 	Kk 	Ll 
Mm 	Nn 	Oo 	Pp 
Qq 	Rr 	Ss 	Tt 
Uu 	Vv 	Ww 	Xx 
Yy 	Zz 	ABC	