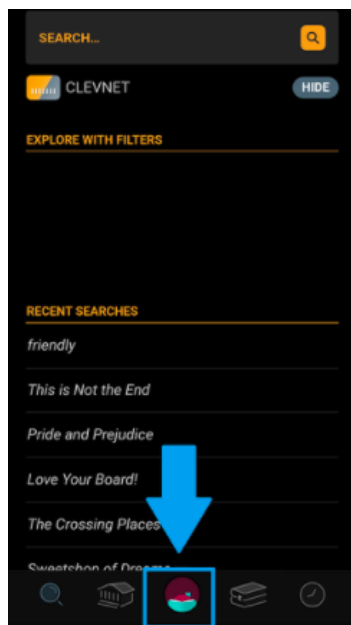
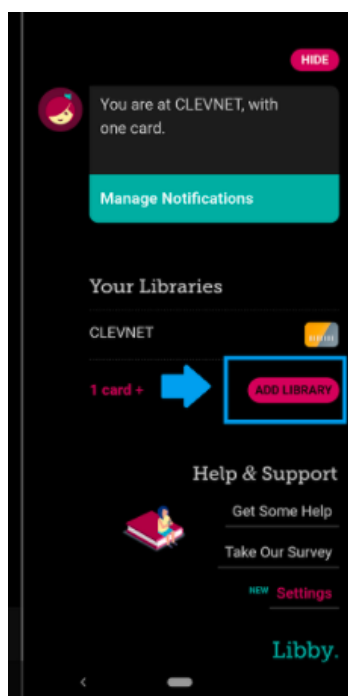


Directions for connecting your Libby account to our new LION system

1. Once you have the Libby app open, please tap the center Libby icon:

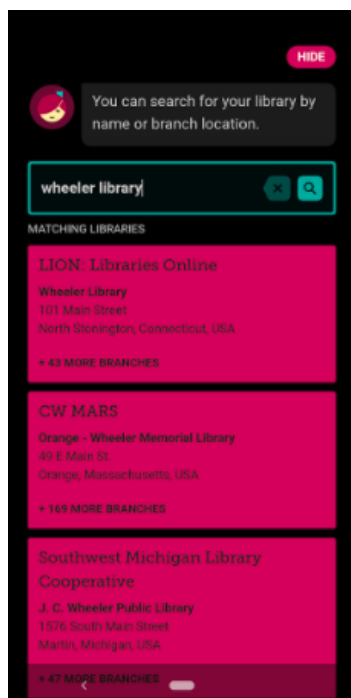


2. Click on the “Add library” button in the menu pane that opens:

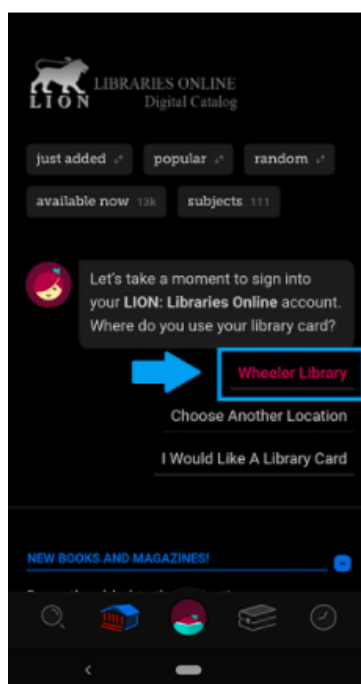


Directions for connecting your Libby account to our new LION system

3. Please type in “Wheeler Library” in the search bar and tap the Wheeler Library result when it appears. There are a few other libraries with “Wheeler” in their name, so please make sure that you tap the one with “LION: Libraries Online” at the top of the box:



4. You will then be directed to a page where you can see the LION logo at the top. Please tap “Wheeler Library”:



Directions for connecting your Libby account to our new LION system

5. This will take you to a page where you can enter the library card number and sign in:

