



**Dallas City & County/Irving Continuum of Care Assembly  
Tuesday, April 28, 2020 9:00 a.m. – 10:30 a.m.  
Virtual Webex Meeting**

**MINUTES**

**Welcome/Mission Moment**

The meeting was called to order at 9:02 a.m. by Chair, Dustin Perkins, who welcomed everyone to the meeting and read the mission statement and values.

The Mission Moment was provided by Mayra Fiero, Co-Chair of the Youth Committee. Mayra's advocacy is driven by personal experiences with homelessness which started at age 17, when she informed her parents of her sexual preference. Mayra stated that our homeless youth are lacking someone to walk with them.

New attendees included:

Jonathan Braddick-Phoenix Mobility Rising

Alissa Keophailavanh- CitySquare Destination Home Case Manager

Laura Herrera-My Second Chance

**Approval of the February 2020 Meeting Minutes**

A motion to approve the minutes was made by Kelvin Divinit and seconded by Kayla Modesto. The motion passed by hand vote.

**CARES Act Funding**

Texas Department of Housing and Community Affairs (TDHCA) plans to distribute CARES Act Funding using two different methods: Current TDHCA Emergency Solutions Grant (ESG) recipients will receive an increase in funding and there will be an application process.

MDHA, as the lead agency of the Continuum, will be administering the CARES Act Funding competition on behalf of TDHCA. The Continuum will receive \$2,335,994. CARES Act Funding does not have match requirements. More information to follow on the application process with MDHA.

For more information, please see PowerPoint attached.

Other cities within the Continuum presenting on their CARES Act Funding:

- The City of Allen received \$256,477 and conducting a community assessment to guide how to spend funding.
- The City of Dallas received \$4.4M and prioritized the funding for emergency shelter, street outreach, rapid rehousing and homelessness prevention.
- The City of Frisco received \$374,362 will be presenting recommendations to City Council May 19, 2020.
- The City of Garland will receive \$648,962 and will present to their City Council a budget of \$400,962 for Homeless Prevention and \$200,000 for Rapid Rehousing.
- The City of Irving received \$1,353,538 for CARES Act Funding through CDBG and \$678,434 through ESG and will issue a Notice of Funding Availability (NOFA) for fund distribution.
- The City of McKinney received \$500,444 through their CDBG funding for the CARES Act. They are proposing to use the funding for Homeless Prevention and will issue a request for proposal for fund distribution.
- The City of Plano will be receiving \$828,593. Their plan is to include this funding with current ESG and CDBG funding to reallocate towards, Homeless Housing Assistance with an Emphasis on COVID-19, Homeless Prevention, and Rapid Rehousing and Small Business Grants up to \$10,000. This plan will be presented to City Council on May11, 2020.

#### **State of the Homeless Address**

The State of the Homeless Address (SOHA) was presented virtually Thursday, March 12, 2020. Carl Falconer highlighted the following:

- Homelessness **decreased 1.4%** from 4538 to 4,471
- Emergency sheltered homelessness **decreased 16.2%** from 2313 to 1938
- Unsheltered homelessness **increased 11.5%** from 1,452 to 1,619
- Veteran homelessness **decreased 14.6%** from 431 to 368
- Chronic homelessness **increased 7%** from 470 to 503
- Family homelessness **decreased 10.4%** from 1025 to 918
- Child homelessness **decreased 5%** from 732 to 662
- The percentage of persons of color in unsheltered homelessness **increased from 54% to 61%**

For more information on the SOHA, click here: <https://www.mdhadallas.org/state-of-the-homelessness/>

#### **D-One Plan Update**

The work group's last meeting was cancelled due to social distancing.

#### **Announcements & Adjournment**

Tomorrow's Case Manager's Round Table will be hosted by MDHA and will focus on the revised Flex Fund Guide.

The Veteran's 100 Day Challenge has been postponed until further notice. However, approximately 45 veterans have been housed since the Challenge began in February.

The next CoC Committee Leaders Meeting will be held Tuesday, May 19, 2020 at 3:00 p.m. at Austin Street Center.

Dr. Woody provided closing remarks thanking everyone for continually working with our guests. He acknowledged the increase in attendance at the today's meeting and encouraged everyone to remain safe.

Meeting adjourned at 10:32 a.m.

# SOHA

**STATE OF HOMELESSNESS ADDRESS 2020**



KAREN HUGHES

---

COC BOARD CHAIR



**PRESENTING SPONSOR**

---

## SUPPORTING SPONSORS

---





## SUPPORTING SPONSORS

---

A large, solid red square occupies the center of the slide. At the bottom of this square, the word "CORT" is written in a white, serif font, followed by a registered trademark symbol (®).

CORT®





## **EVENT SPONSORS**

- Children's Health
- Congregation Shearith Israel
- Daniel Roby
- Ellen Magnis
- Promise House
- St. Matthew's Cathedral
- Temple Emanu-El
- The Salvation Army
- The Vogel Alcove

# OUR MISSION

---

Lead the development of an effective homeless response system that will make the experience of homelessness in Dallas and Collin Counties rare, brief and non-recurring.



# OUR VISION

---

To end homelessness  
and  
be the best Continuum of Care in the country.



# PURPOSE OF SOHA

---

- To collectively **review data** and derive knowledge about the nature and extent of homelessness
- To give an **honest assessment of our system** and our progress toward ending homelessness
- To **inform our decisions** on how to move forward and build an effective homeless response system
- To **continue a discussion that leads to new ideas and insights** from all persons on how to **make homelessness rare, brief and non-recurring** in our community

# SOHA

**2020 POINT IN TIME COUNT**



# ALL HOMELESS INDIVIDUALS 2020 POINT IN TIME COUNT

	Unsheltered UN	Emergency Sheltered ES	Safe Haven SH	Transitional Housing TH	Total	Change Year to Year
<b>2020</b>	<b>1,619</b>	<b>1,938</b>	<b>50</b>	<b>864</b>	<b>4,471</b>	<b>-1.4%</b>
2019	1,452	2,313	49	724	4,538	+9%
2018	1,341	1,991	23	785	4,140	+9%
2017	1,087	1,861	19	822	3,789	-.5%

**16.2% decrease in Emergency Sheltered homelessness**  
**11.5% increase in Unsheltered homelessness**





# METHODOLOGY – UNSHELTERED HOMELESS



Count conducted on Thursday, January 23, 2020 at approximately 8:00 pm with temperatures in the 50's



Continued improvement in coverage area with over 1,750 volunteers and more area covered than any year previously



*Counting Us* smart device app fully adopted using GPS mapping and survey

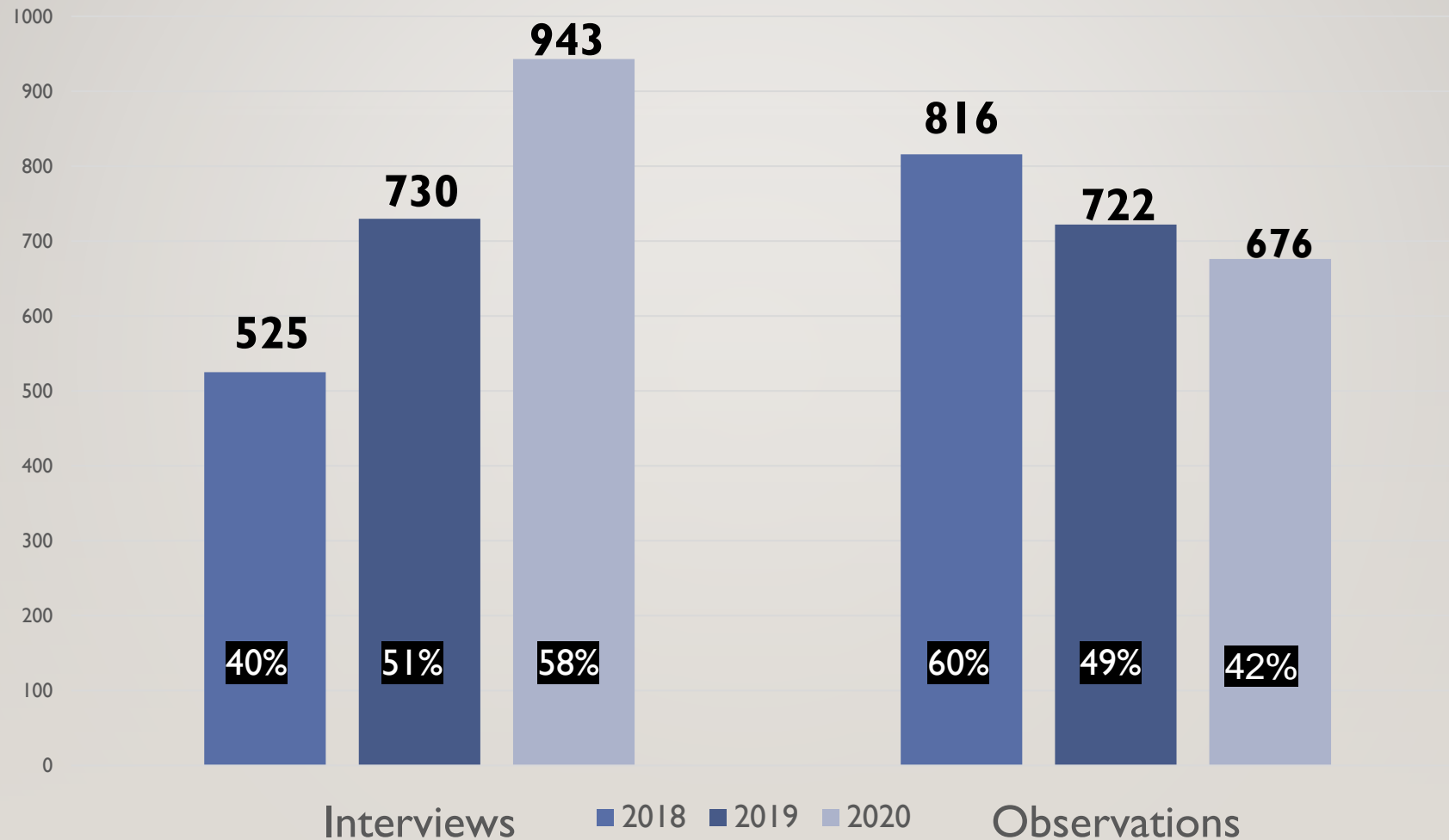


GIS generated maps for volunteer assignment and document coverage areas



Data analyzed and deduplicated

# 2020 UNSHELTERED SURVEY DATA SOURCE



# METHODOLOGY – SHELTERED HOMELESS

- HMIS system and **Counting Us** reports for 53 Emergency Shelter, Safehaven and Transitional Housing agencies
- **Counting Us** Excel template for 16 non-HMIS user agencies and domestic violence providers
- Deduplication analysis against other sheltered data AND unsheltered data




# INCREASE IN HOMELESSNESS NATIONALLY

---

- “Homelessness increased for the third year in a row.”
- 3% increase in homelessness  
Roughly 568,000 people are homeless nationally.
- 63% are sheltered and 37% are unsheltered.

## HUD: Part I 2019 Annual Homeless Assessment Report (AHAR)





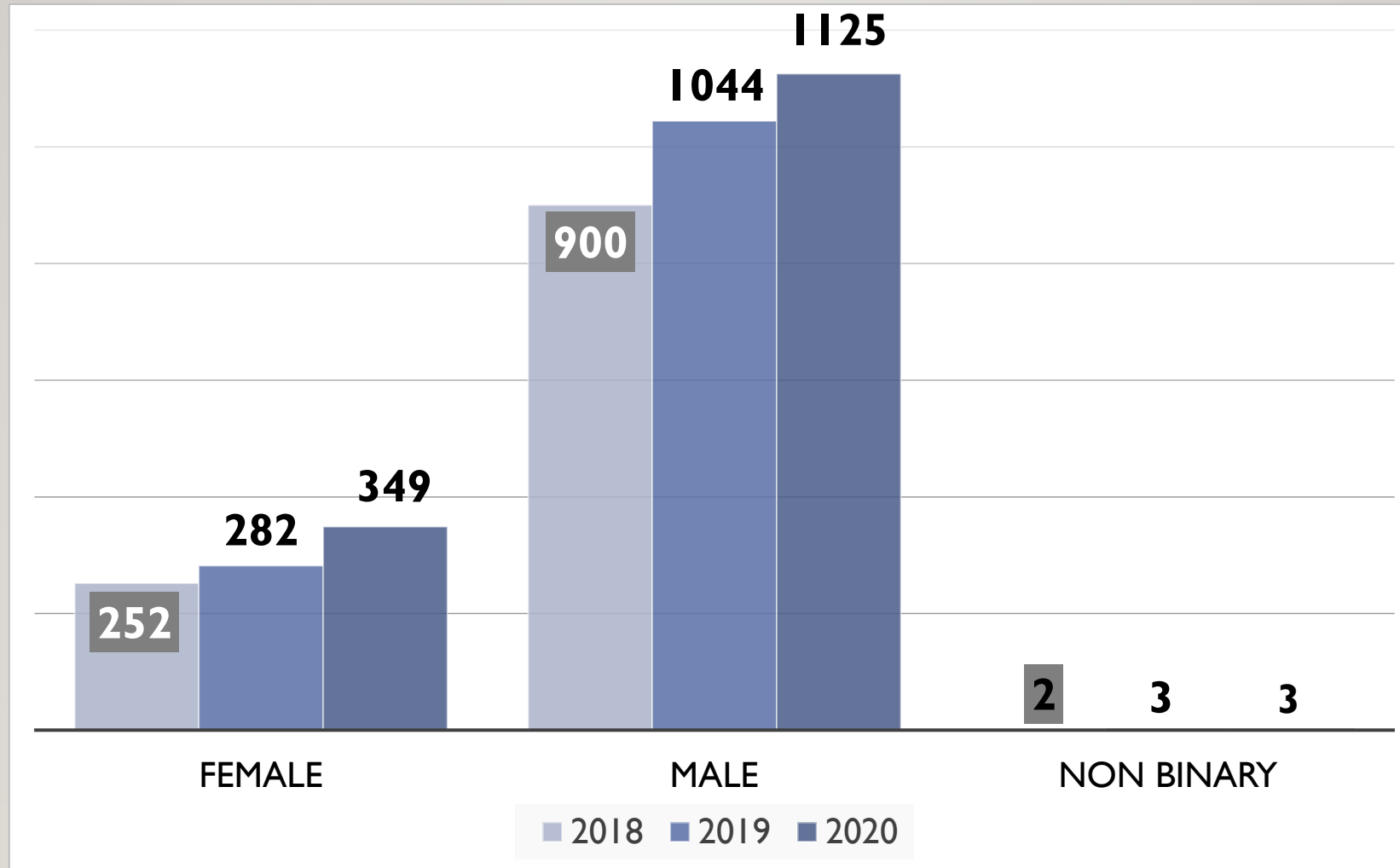
# UNSHELTERED HOMELESS BY CITY IN DALLAS COUNTY

City	2020 PIT	Proportion of all UN	2019 PIT	Change
Dallas	1,275	78.75%	1,153	+122
Grand Prairie	57	3.52%	27	+30
Garland	12	.74%	130	-118
Irving	43	2.67%	22	+21
Mesquite/Balch Springs	21	1.29%	12	+9
Farmers Branch	7	0.43%	8	-1
Carrollton	10	0.62%	14	-4
Addison	1	0.06%	6	-5
Coppell (0), University Park (0), Farmersville (0), Duncanville (4),	4	0.24%	5	-1
Total Dallas County:	1,430	88.32%	1,377	+44
<b>Total Unsheltered:</b>	<b>1,619</b>		<b>1,452</b>	

# UNSHELTERED HOMELESS BY CITY IN COLLIN COUNTY

City	2020 PIT	Proportion of all UN	2019 PIT	Change
Plano	93	5.74%	47	+46
Frisco	3	0.19%	3	0
McKinney	80	4.94%	13	+67
Wylie	8	0.5%	9	-1
Nevada	0	0%	2	-2
Allen	5	0.31%	1	+4
Total Collin County:	189	11.68%	75	+113
<b>Total Unsheltered:</b>	<b>1,619</b>		<b>1,452</b>	

# 2020 GENDER OF UNSHELTERED HOMELESS



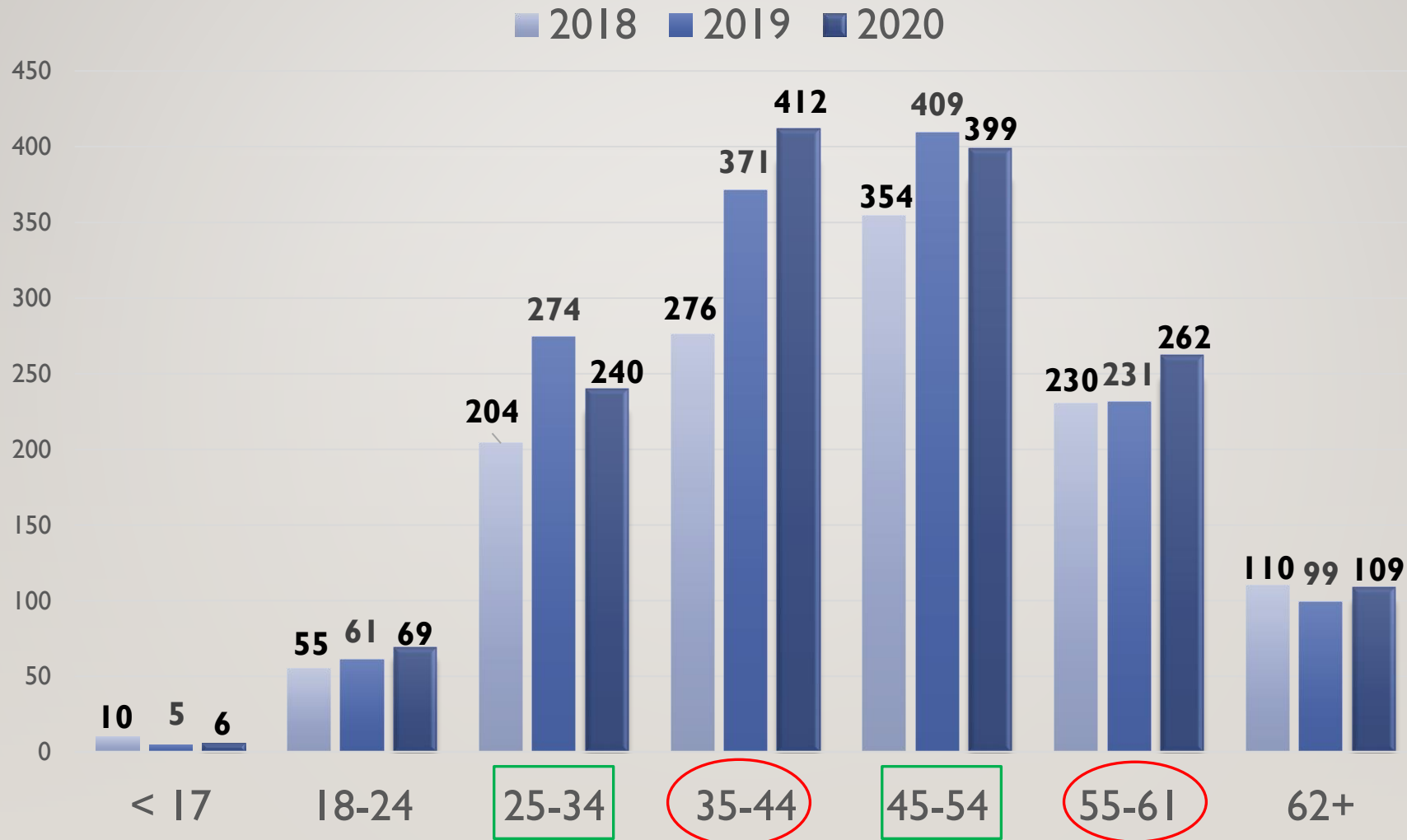
Men: 76%

Women: 24%

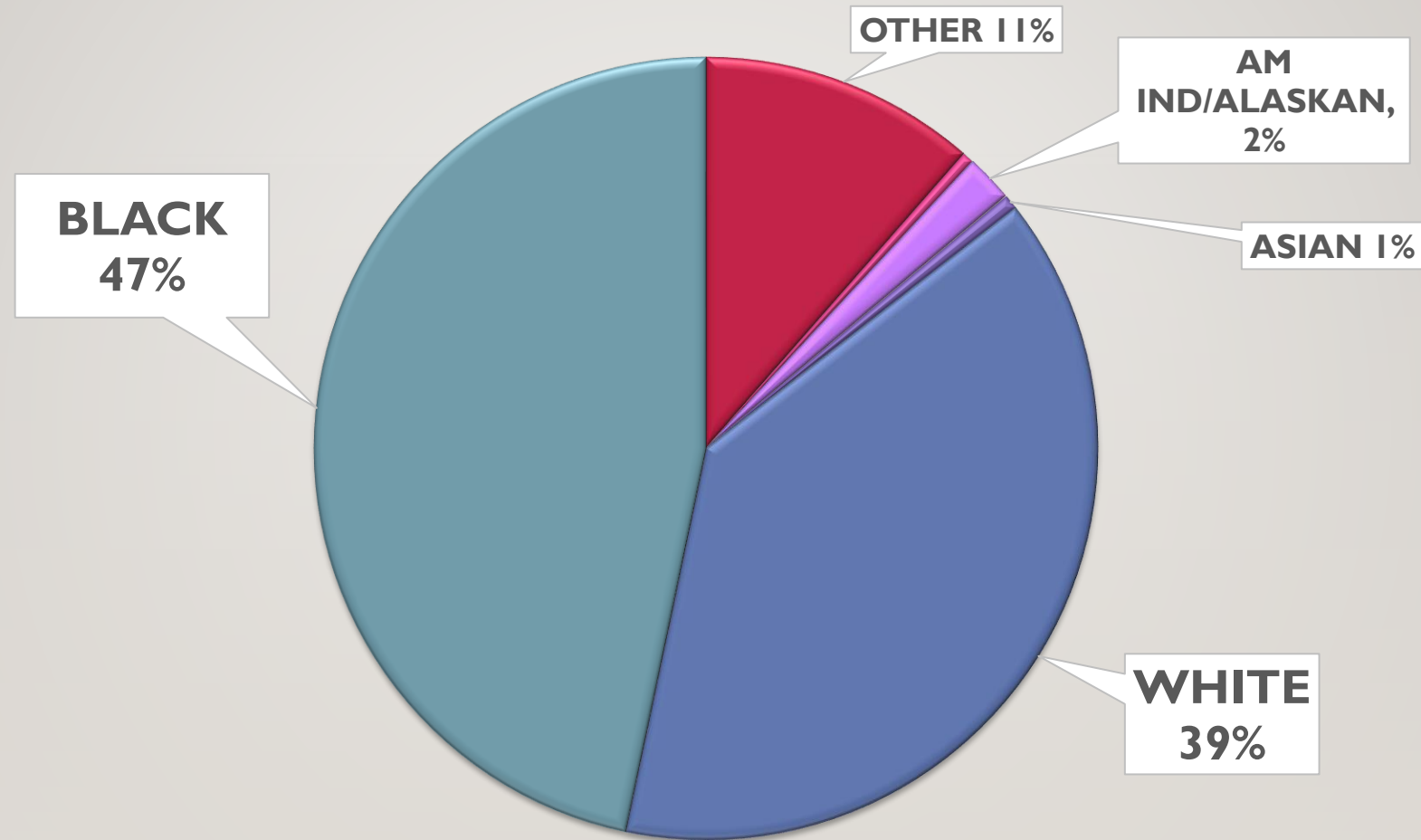
Transgender/NB: < 1%



# AGES OF THE UNSHELTERED HOMELESS POPULATION



# 2020 RACE OF THE UNSHELTERED HOMELESS POPULATION



# HOUSEHOLDS WITH CHILDREN

## POINT IN TIME COUNT

2020	UN	ES	TH	Total
Total Households with Adults and Children	2	157	115	274
Total Adults	4	175	134	313
Total Children	4	345	256	605
Total Persons in Families	8	520	390	918
Unaccompanied Youth/Parenting Youth Under 18	3	49	5	57
Total Homeless Children				662

**14.8%** of the homeless population are children under 18

# HOMELESS VETERANS POINT IN TIME COUNT

	UN	ES	SH	TH	Total
Individual Veterans	73	162	28	91	354
Veterans in Families	0	5	0	2	14
					<b>368</b>
Chronically Homeless Veterans	18	47	12	0	77

**9.6% of all homeless individuals report to be veterans in 2020, 368**

11.3% of all homeless individuals report to be veterans in 2019, 431

8% of all homeless individuals report to be veterans in 2018, 331

# CHRONICALLY HOMELESS

---

## **Definition:**

*Homeless **at least 1 year***

*Or*

*Homeless four or more times in the last 3 years where the **cumulative time homeless is at least 1 year***

*And possess a documented **disabling condition***



# CHRONICALLY HOMELESS POPULATION POINT IN TIME COUNT

2020	UN	ES	Safehaven	Total
Chronically Homeless <b>Individuals</b>	179	272	34	<b>485</b>
Chronically Homeless Persons in <b>Families</b>	0	18	0	<b>18</b>
		<b>TOTAL</b>	<b>2020</b>	<b>503</b>
			2019	470
			2018	424
			2017	542

- Chronic Homelessness in 2020 – 11.2% of the population, up by .9% from 2019

# 2019 Data Overview



- ~4,600 total calls (not unduplicated) fielded via Homeless Crisis Help Line - Option 3 for Families w/ Children
  - ~2700 full pre-screenings (unduplicated) done to determine eligibility for emergency services and priority of service need
  - ~700 calls quickly helped on first call – referral to appropriate resource or different access point



# 2019 Data Overview Continued

- ~1,600 families identified who met HUD definition of homelessness. Those in most urgent need were instructed to come in for same-day service for full assessment and attempt at diversion (equates to ~4,800 children).
  - ~750 families **diverted** from shelter
  - ~550 families triaged to shelter/overflow/hotel
  - ~300 families opted not to seek full assessment services, were seeking a specific resolution and would not explore or accept an appropriate alternative; **assumed self-resolved**

# 2019 Data Overview Continued



- Length of stay in shelter ranged from 7 to 365 days, pointing to the complexity of housing larger families or those with multiple barriers to housing.
  - Average Length of Stay in our ES = **69 days**
  - **Shortest stays associated with exits to Rapid Rehousing.**
- Percentage of families exiting from shelter into positive housing 69%. (benchmark 65%)
- **55%** of Family Gateway families increased their income during their supportive housing stay (benchmark = 20%)
- **99% of Family Gateway families served in supportive housing remained stably housed** (benchmark = 77%)

# “ALMOST” HOMELESS INDIVIDUALS AND FAMILIES

---

- Dallas and Collin County Independent School Districts (ISD) report **6,058** kids in families that are doubled up.
- Child Poverty Action Lab – *Housing in Dallas Report*:
  - A minimum wage worker paying Fair Market Rent for a 1 BR Apt will pay 87% of his/her income for rent.
  - In 2016 in Dallas there were 4,345 evictions or 12/day.
  - Between 2008 and 2018 there was a 42% decline in low rent units (below \$800/month).

# SOHA

**SYSTEM ANALYSIS AND PERFORMANCE**

SOHA

# MC HOUSING NEEDS ASSESSMENT

Housing Type	Current Capacity	Number of People Not Served Annually
Transitional Housing	1,128	0
Rapid Rehousing	423	2,100
Permanent Supportive Housing	3,028	1,764

# CONTINUUM OF CARE SYSTEM PERFORMANCE

(THE GOOD)

HUD Metrics	FY 17-18	FY 18-19	Difference
Number of persons who entered the system as first time homeless	7,446	7,360	-86
Exits to Permanent Housing Destinations from Street Outreach	117	389	+262
Exits to Permanent Housing Destinations (%)	16%	19%	+3%



# CONTINUUM OF CARE SYSTEM PERFORMANCE

(THE BAD AND **THE UGLY**)

HUD Metrics	FY 17-18	FY 18-19	Difference
Total Persons Served	7,134	8,535	<b>+1,401</b>
Exit or stayed in Permanent Housing (%)	97%	89%	<b>-8%</b>
Change in earned income for adult leavers (%)	18%	18%	<b>0%</b>
Change in earned income for adult stayers (%)	9%	9%	<b>0%</b>



# SOHA

WHAT WE KNOW

---

# HOMELESS MANAGEMENT INFORMATION SYSTEM


## CLIENT TRACK




CONTRACT  
COMPLETE,  
JUNE 2019



SYSTEM TRANSITION  
STARTS,  
JULY 2019



GO LIVE!  
NOVEMBER 2019



TRAIN 300+ HMIS  
NEW USERS



COORDINATED  
ENTRY,  
JANUARY 2020

# WHAT WE KNOW

- 4,471 people are homeless on any one night: sheltered and unsheltered
- Overall homelessness decreased
- Family homelessness decreased
- Veteran homelessness decreased
- Chronic homelessness increased
- Unsheltered homelessness increased and is moving around our CoC, even while outreach teams made more referrals from the streets
- Homelessness decreased in the ages 25 - 34 and 45 - 54
- Earned incomes are not increasing

# WHY (INITIAL THOUGHTS)

- Overall homelessness decreased – *Some services are working.*
- Family homelessness decreased – *Diversion is working.*
- Veteran homelessness decreased – *Focusing efforts on this population is working.*
- Chronic homelessness increased – *We still don't have enough Permanent Supportive Housing units or turnover in those units.*
- Unsheltered homelessness increased and moved around, even while outreach teams made more referrals to housing – *Outreach is not solving the problem community wide.*
- Homelessness decreased for those ages 25 - 34 and 45 - 54 – *Adding Rapid ReHousing services is working for these age ranges.*
- Earned incomes are not increasing – *The CoC has not figured out how to do this yet.*

# THE SCHOOL OF CORONAVIRUS

---

- It is teaching us to look out for everyone in our community.
- It is teaching us that as a community we can and will go to great lengths to keep each other safe.
- It is teaching us that our community is only as strong as the weakest in our community.
- It is teaching us that we are all connected.
- It is teaching us that a home is more than four walls and a roof. A Home is:
  - Healthcare
  - Public Safety
  - Family
  - Community
- It is teaching our community how to end homelessness.



# SOHA

**STRATEGIC PLANNING**



# CONTINUUM OF CARE

- Recommendations:
  - Bring Diversion up to scale.
  - Improve Outreach to ensure better consistency and effectiveness, not just moving people around.
  - Analyze how Rapid ReHousing is working and replicate it.
  - End Veteran Homelessness already, it's overdue.
  - Develop a data dashboard for the community.
  - Do a deeper system analysis with the best tools out there.
  - Figure out how to help the people we serve increase their income.

# GOVERNMENT

- Recommendations:
  - Develop a way to build more affordable housing in all areas of our counties.
  - Remove barriers for landlords and property owners to be able to work with homeless service providers.
  - Be strategic about how government funding is spent. Align it with the goals of the homeless response system.
  - Require that anyone who uses government funds share information with the Homeless Management Information System.
  - Model collaboration and community first approaches.
  - Educate yourselves, your colleagues and your community about homelessness.
  - Listen to the experts and give them the opportunity to help make good decisions.

# COMMUNITY

- Recommendations:
  - Create a funders collaborative to create larger collective impact and to focus funding on big changes for the system.
  - We need community champions to help us get everyone moving in the same direction, you know who you are....we are ready for you to step up.
  - Be strategic about how you spend your resources. Encourage any organizations where you volunteer or donate to join the Continuum of Care.
  - Advocate for more affordable housing and funding for homeless service providers.
  - Ask your elected officials to be part of the efforts to end homelessness.
  - Don't blame homeless people for system failures.
  - Know that ending homelessness is better for everyone in the community.

The background image is a photograph of a serene, cold landscape. It features a body of water with several ice floes of varying sizes. In the foreground, concentric ripples spread across the water's surface. The sky is a pale, hazy blue, suggesting a dawn or dusk setting. The entire scene is enclosed within a white border, which is itself surrounded by a thick black frame.

**The strength of a nation  
derives from the integrity of  
the home.**

Confucius



# THE WILL OF THE PEOPLE

BIG DALLAS ONE  
COLLIN, ALL IN

We have shown we can.

We have shown we must.

We have shown our unity.

The only thing left to show is our **WILL**.

Will we show everyone what makes us the **BEST CITIES**, in the **BEST COUNTIES**, in the **BEST STATE**, in the **BEST COUNTRY**.

**It is time to show everyone that  
WE WILL END HOMELESSNESS.**



# SOHA

**YOUR QUESTIONS?**