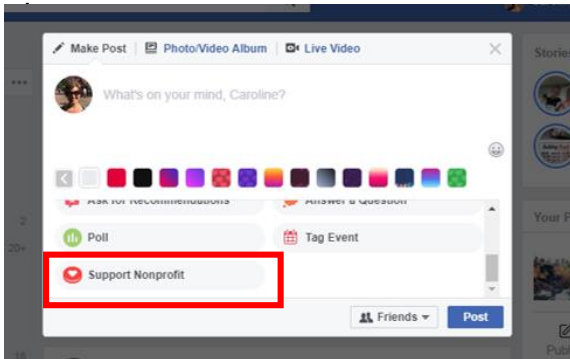


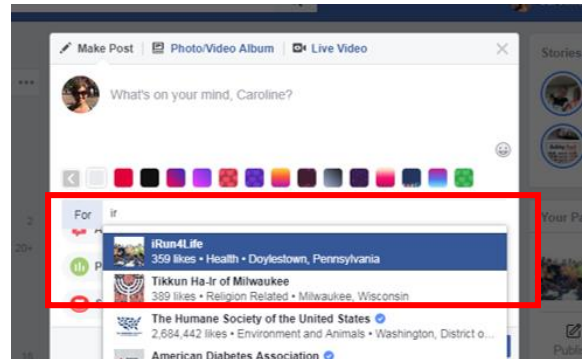
Facebook Donations

From your personal Facebook page:

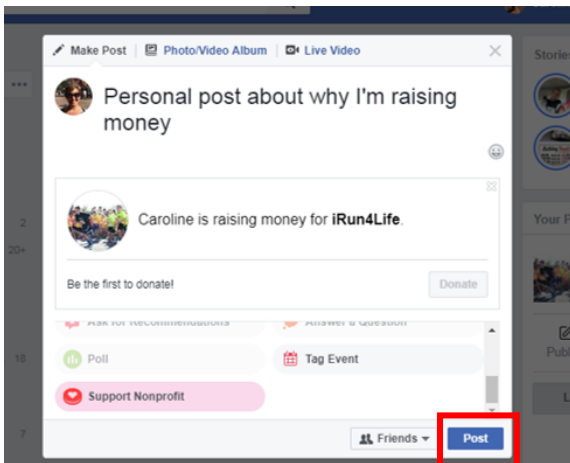
1. Click to start a new post, then within the post, scroll down to and click the **Support Nonprofit**



2. In the "For" box, type iRun4Life and select it from the list.



3. Type your post, explaining why you're running this fundraiser – why it's important to you.* Click **Post** when complete.



* If you choose to NOT run the fundraiser at that moment, be sure to click the cancel "x" on the top right of your raising money box to remove it from the post – if you don't, it will appear attached on your next post, until you remove it.

