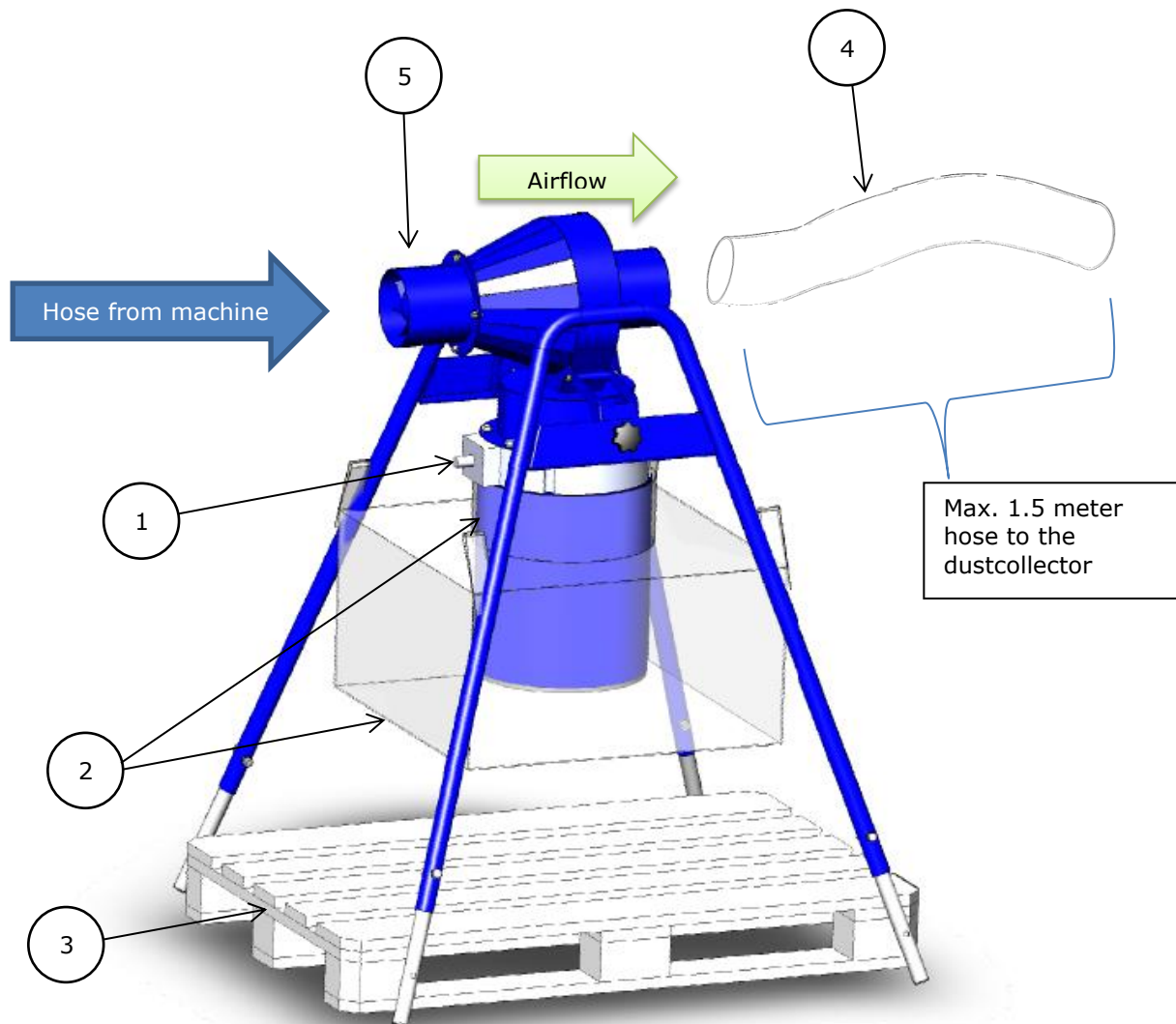


## Horizontal in-line Pre-separator

E12278

### Instructions for use



1. Connect the handle and make sure the valve is open.

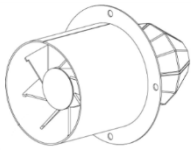
2. Slide the big bag as high up as possible (as shown in the picture) and fasten with a strap or fixing belt.

3. Slide a pallet underneath.

4. Use 1.5 meter of Ø150 hose to connect to the dust collector. Use tape or hose clamps (# 001109) to fasten the hose.

5. Connect the hose to the machine. Use tape or hose clamps (# 001109) to fasten the hose.

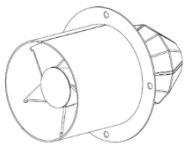
6. Close the valve when changing a full big bag.



E12053 – 8 vane insert for horizontal pre-separator.

Use this insert for fine dust.

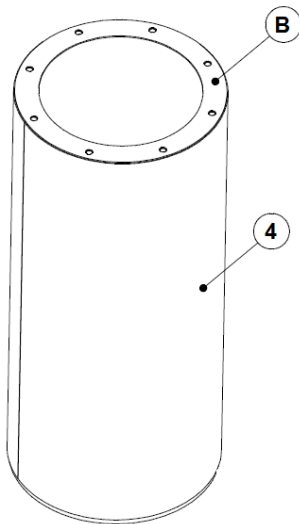
Steel blasting, milling (fine)



E12055 – 5 vane insert for horizontal pre-separator.

Use this insert for coarse dust.

Shot blasting, milling (coarse)

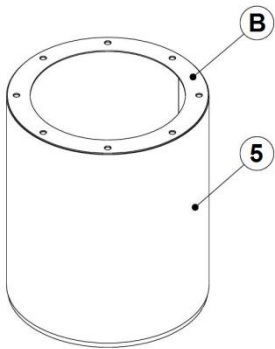


E12063 – Big bag adapter 580L for horizontal pre-separator.

Use this adapter for the following Big Bags:

E06918	Big bag 580 liter	(91*91*70cm)
E10533	Big bag 280 liter	(75*75*50cm)
E04634	Big bag 150 liter	(50*50*60cm)

Apply body caulking on position B when mounting the Big Bag adapter to the horizontal pre-separator.



E12064 - Big bag adapter 145L for horizontal pre-separator

Use this adapter for the following Big Bags:

E09418	Big bag 145 liter	(65*65*35cm)
E06311	Big bag 67,5 liter	(50*50*27cm)

Apply body caulking on position B when mounting the Big Bag adapter to the horizontal pre-separator.