

COLPOSCOPES



SEILER

MEDICAL

Precision Magnified.

History - Culture - Quality



Founded in 1945, Seiler has decades of expertise in the field of premium optics and offers specialized solutions that incorporate the most advanced optical tools available today.

Still owned and operated by the Seiler family, our company prides itself on providing world-class instruments and excellent customer service.

Seiler Medical's 900 series colposcopes are trusted by physicians and scientists across the globe to help identify abnormal cell development and facilitate diagnosis.

Designed to provide flawless maneuverability for any work-space design, our colposcopes provide every user with an exceptional level of comfort and improved visual acuity.



Features That Meet Your Needs



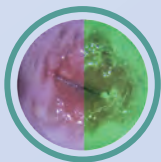
Ergonomic Design

The ability to work comfortably is critical for all physicians. Seiler's colposcopes were designed with ergonomics primarily and specifically in mind, limiting the risk of musculoskeletal pain and discomfort as much as possible.



Video/Photo Capture

All Seiler colposcope models accommodate several video options, including 4K, DSLR, and GoPro cameras that enable streaming video, recording video, and the ability to take high-resolution individual photos. Document cases with the push of a button and seamlessly upload images to EMR software.



Green (Red-Free) Filter

The green filter of Seiler colposcopes increases the contrast between the mucous membrane and blood vessels, making them appear darker in contrast to the surrounding epithelium. You can quickly and easily identify rough surfaces, granulations, and hypervascularized areas.

Other Key Features:

- 175-400 mm working distance objective lenses
- Up to 100,000 LUX LED light
- Widefield eyepieces
- Straight binocular head (*with optional fixed inclined or inclinable for HRA*)
- Lifetime warranty on optics and mechanics*

*in the USA



From Routine Examination to Advanced Surgical Application



Seiler colposcopes offer exceptional image quality and outstanding performance. Used worldwide in hospitals, labs, and clinics; they are ergonomic and easy to use. All models have a built-in 12-volt power supply for powered accessories.



935 3-Step Colposcope

The 935 is the workhorse of economically priced colposcopes. The 3-step optical pod and standard 300 mm objective lens offers magnifications of 3x-12x. This lightweight unit is mounted on a vertical post with smooth height adjustment. Best-in-class lighting comes from a compact 50W LED illumination system lasting over 50,000 hours.

Feature Highlights:

- Small diameter base on roller casters, 40 lbs. total weight.
- Adjustable post height.
- 3 levels of magnification via ambidextrous turret system.

Footprint:

24x24 inches

SKU:

30935-3LED



**Click Or Scan To Watch
Our Colposcope Video**



[Demo Video](#)

955 5-Step Colposcope

The 955 series colposcope offers 5 levels of magnification (3x-17x) presented with the versatility of swing arm technology and advanced movement.

Feature Highlights:

- Smooth movement via a gas-piston, pantographic swing arm.
- Small, portable footprint.
- 5 levels of magnification via ambidextrous turret system.

Footprint:

27x27 inches

SKU:

30955-5LED

985 5-Step Colposcope

Seiler's 985 colposcope has a higher over-the-shoulder (OTS) mount to remove any obstructions from the working field. Mirroring the 955, the 985 likewise provides the same 5-step magnification and extraordinary LED illumination.

Feature Highlights:

- OTS mounting allows easy positioning.
- Ergonomic design, smooth movement, and maneuverability.
- 5 levels of magnification via ambidextrous turret system.

Footprint:

27x27 inches

SKU:

30985-OTSLED

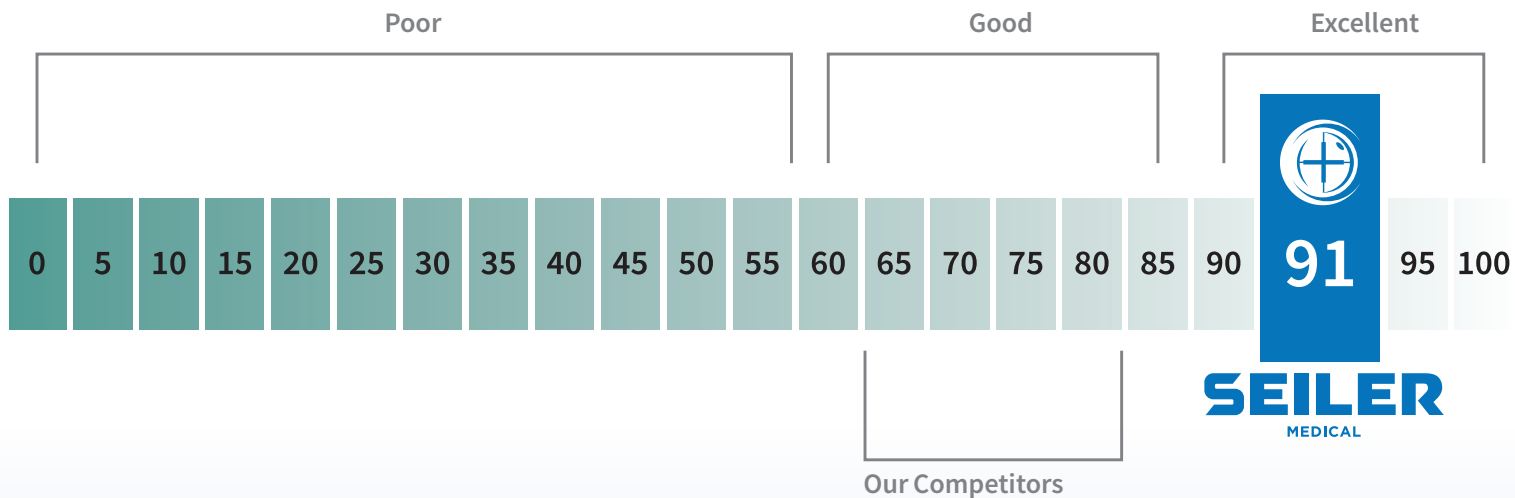


TruHue Technology




Seiler's unique TruHue technology provides the highest Color Rendering Index (CRI) in the industry. The CRI measures how accurately a light source reveals true colors compared to natural light. Higher CRI shows a sharper image and reduces eye strain.

Color Rendering Index (CRI)



German Schott Glass



Seiler is renowned for our high-quality optics that offer exceptional clarity, sharpness, and magnification. These features enable healthcare professionals to visualize tissue with great precision and accuracy. Our superior optics ensure that even subtle abnormalities or lesions are easily detected, allowing for early diagnosis and effective treatment. These lenses correct spherical and chromatic aberration while providing optimal color rendering.

Popular Accessories



Assistant Teaching Head

Designed with educators in mind, allows for simultaneous viewing through the scope

Binocular Head

Optional straight, 45°, or inclinable 0-220° heads for HRA

Camera and Image Capture

Stream, record, and capture through your colposcope with our 4K, HD, DSLR, or GoPro cameras.

Laser Barrier Filter


Protects users against different laser wavelengths.

VarioFocus

Stay in perfect focus for 198-455mm of working distance.

Micromanipulator

The Seiler Laser Micromanipulator can be used with any CO₂ surgical lasers.



SEILER

MEDICAL

Toll-Free: **800-489-2282**

Local: **314-968-2282**

Fax: **314-968-3601**

Email: medical@seilersolutions.com



Seiler Medical

ISO 13485:2016