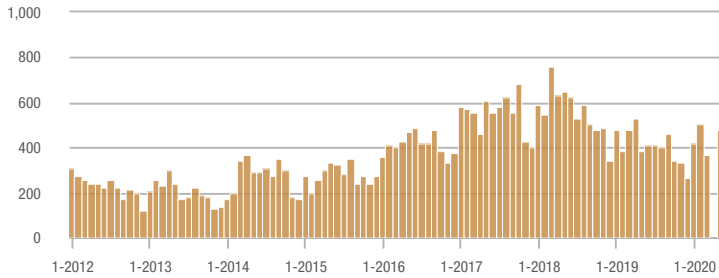


Jackson County

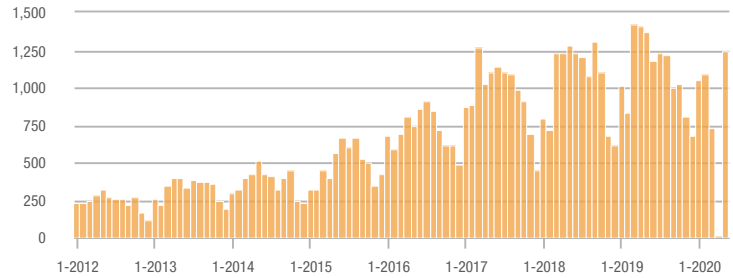
Price Range	Total Showings			Buyer Interest (Showings/Listings)			Managed Listings		
	May 2020	Year-Over-Year Change	Month-Over-Month Change	May 2020	Year-Over-Year Change	Month-Over-Month Change	May 2020	Year-Over-Year Change	Month-Over-Month Change
\$75,000 and Below	480	+ 24.0%	—	6.7	+ 45.7%	—	77	- 15.4%	+ 16.7%
\$75,001 to \$150,000	1,250	- 9.2%	+ 17,757.1%	8.6	- 5.5%	+ 12,358.1%	152	- 4.4%	+ 27.7%
\$150,001 to \$300,000	1,142	+ 8.6%	+ 22,740.0%	8.5	+ 21.4%	+ 13,083.3%	150	- 5.1%	+ 41.5%
\$300,001 or More	269	+ 30.6%	—	4.2	+ 23.5%	—	65	- 11.0%	+ 66.7%
Total	3,141	+ 3.9%	+ 26,075.0%	7.6	+ 11.8%	+ 16,325.3%	444	- 7.7%	+ 34.5%

Showings

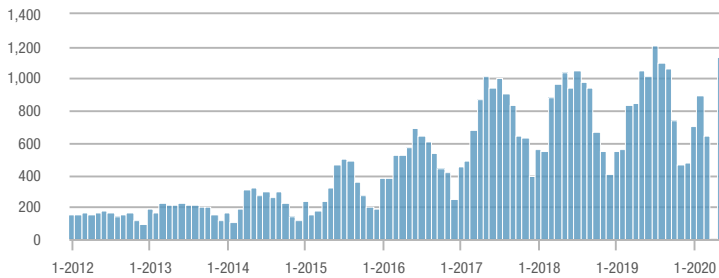
\$75,000 and Below



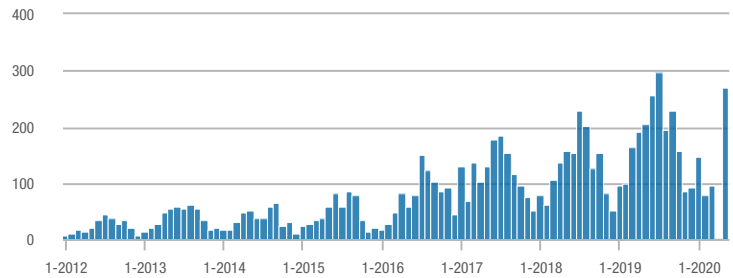
\$75,001 to \$150,000



\$150,001 to \$300,000



\$300,001 or More



Buyer Interest (Showings/Listings)

