

COMMUNITY COLLEGE OF ALLEGHENY COUNTY
PURCHASING DEPARTMENT
800 ALLEGHENY AVENUE, PITTSBURGH, PA 15233

ADDENDUM NO. 1
BID PROPOSAL NO. 1039
UPGRADE LANDSCAPING AT ALLEGHENY CAMPUS
DECEMBER 14, 2018

The following additional information is hereby made a part of this bid proposal:

PROJECT OVERVIEW:

1. Reviewed the project areas and each project site to review scope of work.
2. Stated that Contractor is required to coordinate all construction staging and access with the CCAC Department of Facilities Management.
3. The bid due date of **Wednesday, December 19, 2018 at 2pm** was reviewed.
4. The bid form was reviewed which stands as written. The lowest responsible bidder will be awarded the contract.
5. The documents that would be required by awardee were reviewed.
6. Reviewed the project drawings.

TO ALL BIDDERS:

The contents of this Addendum alter and amend the original drawings and specifications and take precedence over the related items therein.

Questions at the pre-bid meeting/ site visits:

1. When is the deadline for questions?

All questions are due in writing by Friday, December 14, 2018 by 3pm to Mike Cvetic, Assistant Director of Purchasing. Phone 412.237.3146. Email: mcvetic@ccac.edu

2. The stepping stones specified are only 7/8" thick. Please clarify material/dimensions.

See sketch SK1.1

3. Where is the water access located for the faculty/staff parking lot (Jones Hall) project area?

Water will need to be provided to this project area via water buffalo as no immediate water connection is available.

4. Can you clarify the project area naming listed in the bid form and those on the drawings?

The "Science Building" scope of work is indicated on the drawings titled "KLI Science Center" (i.e.

L100, L200. etc.)

The "Byers Hall" scope of work is indicated on the drawings titled "Byers Hall Parking Lot" (i.e.

L101, L201, etc.)

The "Staff Lot (Jones Hall)" scope of work is indicated on the drawings titled "Faculty/Staff Parking Lot" (i.e. L102, L202, etc.)

Continued

ADDENDUM NO. 1
BID PROPOSAL NO. 1039
UPGRADE LANDSCAPING AT ALLEGHENY CAMPUS
DECEMBER 14, 2018

General:

5. When is the anticipated project start date and completion dates?

The projects are anticipated to start Mid- April 2019 and all projects must be completed by July 31, 2019.

Drawings & Specifications:

6. Please clarify the type of granite Belgian block for the edging. Do you have a source?

Can we use standard Belgium block cobblestones used for paving older city streets?

These are commonly limestone cobblestone Belgium Block. If you are specifying granite these are much more expensive and a different type of material. Please clarify type of Belgian Block.

Can you provide photo?

Refer to SK1.2 and Sk1.3. The Belgian block cobblestones are limestone. For source information

refer also to the attached Section 32 14 40 – Stone Paving.

End of Addendum 1.

Sign addendum and submit to the College with your original bid.

Company Name

Bidder's Signature

SECTION 32 14 40 – STONE PAVING

PART 1 – GENERAL

1.1 SUMMARY

- A. This section includes the following:
 - 1. Belgian Block
 - 2. Stepping Stones

1.2 DESCRIPTION

- B. Furnish all labor, material, equipment, related services and supervision necessary for or incidental to the installation of the stone pavers as shown or indicated on the Drawings and/or as specified.

1.3 RELATED DOCUMENTS:

- A. Drawings and General provisions of the Contract, including General and Supplementary Conditions and Division 1 Specification Sections, apply to this Section.
- B. All other Divisions of the Contract Documents. Refer to each Division's specifications and drawings for all requirements, including but not limited to the following:

- 1. Division 31 - Earthwork

1.3 SYSTEM REQUIREMENTS:

- A. Design Requirements:
 - 1. Requirements shown by details are intended to establish basic dimensions of units, sight lines and profiles of members
 - 2. Ensure sufficient quantity of acceptable stone is available at quarry for entire Work and that stone can be fabricated to meet Project delivery schedules without delays.
 - 3. Color match stone and number in sequence to produce uniform appearance acceptable to Landscape Architect after installation.

1.4 SUBMITTALS:

- A. Product Data: Submit product data for each product indicated.
- B. Samples: Submit 3 samples of each stone type showing full range of color (high, middle and low range), inclusions, texture, and finish expected in completed Work. Samples for stepping stones shall be 12 inches square by full required thickness
- C. Shop Drawings:
 - 1. Submit detailed shop drawings for layout and setting of stone, including details of substrate conditions.
 - 2. Show bed thickness.
 - 3. Indicate transition to adjacent surfaces.

SECTION 32 14 40 – STONE PAVING

D. Submit following Informational Submittals:

1. Certifications specified in Quality Assurance article.
2. Qualification Data: Installer's and fabricator's qualification data.
3. Manufacturer's instructions: Include applicable temperature ranges.

E. Closeout Submittals:

1. Maintenance data for cleaning, stain removal methods and cleaning and impregnator materials.
2. Warranty: Submit specified warranty.

1.5 QUALITY ASSURANCE:

A. Obtain each stone type required from single quarry for that type to minimize variations in appearance and color.

B. Installer and Fabricator Qualifications: Companies specializing in stone work having minimum of 5 years successful experience with work comparable to that indicated and specified.

C. Manufacturer's Qualifications: Setting and grouting material manufacturer regularly engage in manufacture of materials for 10 years.

1.6 DELIVERY, STORAGE, AND HANDLING:

A. Deliver stone and bulk materials using protection and handling equipment which will ensure that there will be no breakage, chipping, or soiling.

B. Store stone vertically on clean blocking, free of ground, covered and protected from weather, soiling, and damage. Allow air circulation to prevent condensation.

C. Maintain strict compliance with the recommendations of fabricator and North American Building Granite Quarriers Association (NABGQA).

D. Stone that is broken, chipped, cracked, stained, or otherwise damaged will not be accepted.

E. Protection.

1. Protect mortar and grout materials against moisture, soiling, staining, and physical damage.
2. Protect adjoining work surfaces before stone work begins.
3. Observe precautions of products and equipment manufacturers regarding safe handling and open flame ventilation.

1.7 PROJECT CONDITIONS:

A. Do not build upon frozen substrate. Do not set stone units which are at temperature less than 32 degrees F or which have film of frozen water or frost. Remove and replace stone work damaged by freezing or frost.

B. Provide temporary heat and enclosure for stone work which has been completed less than 24 hours when ambient temperature is less than 40 degrees F and falling.

C. Verify dimensions of supporting structure and adjacent work at Project site by accurate field measurement prior to preparation of shop drawings.

SECTION 32 14 40 – STONE PAVING

1.8 WARRANTY:

- A. Submit 3 year warranty stating labor and materials are in conformance with Specification requirements and to repair defects and work affected in connection with defects which develop within warranty period immediately after written notice is received.
- B. Defects include, but are not limited to spalling, loose stone, faulty sealant, cracking, splitting, deformation, improper setting (hollow sound when tapped with metal rod), and improper materials or workmanship.
- C. Remedy includes labor, materials, equipment and services necessary to repair defect including removing and replacing superimposed work.

PART 2 – PRODUCTS

2.1 PRODUCTS AND MANUFACTURERS:

A. STEPPING STONES

- ~~1. Stone Cliff Grey Sandstone, 35.375" x 23.625" x 0.875"~~
 - ~~2. As Manufactured by Unilock
Rittman, OH
Office 330-927-4000
www.Unilock.com~~
 - ~~3. Meeting the Unilock specification for Stone Paving 32 14 40. Contractor to provide specification from manufacturer with shop drawings.~~
- 1. Stepping stones shall be rectangular cut PA Bluestone with the approximate dimensions of 24" x 36" x 2" minimum thickness. Set each stone plumb and level and install on aggregate setting bed. Minimal sand may be used as needed to level stone on base.
 - 2. Thermal finish top
 - 3. Submit samples for approval prior to installation.

C. BELGIAN BLOCK

- 1. ~~Gray granite~~ Limestone Belgian block approximate size 10"-12" x 8"-9" x 4"-5", Color "Salt & Pepper Gray"
- 2. Submit samples for approval prior to installation.
- 3. Source: Dragun's Landscape Supply 2480 Rochester Road, Franklin Park, PA 15143. Phone 412-635-8441. Or contractor to submit alternate source for materials (and provide samples from this supplier) for Landscape Architect's approval.

2.2 MATERIALS:

A. Stone – General:

- 1. Stone types listed are from Landscape Architects design samples for color and texture only. Provide stone which has been tested, meets specified physical characteristics, match design samples, and is acceptable to Landscape Architect.

SECTION 32 14 40 – STONE PAVING

2. Provide sound, hard, durable, and well seasoned stone of uniform strength, color and texture, free of quarry sap, flaws, cracks, seams, starts, sand holes, iron pyrites, or other mineral or organic defects which affect visual appearance or structural integrity.
3. Inherent variations characteristic of quarry from which stone is obtained will be acceptable, except inclusions will be limited to 1 – .5 inches in size for coarse grain stone; .5 inch in size for fine grain stone and will be acceptable only if indicated on Landscape Architect's design samples.
4. Furnish uniform color range with no discernible variation between pieces in any contiguous area.
5. Stones with cracks will be rejected.

2.3 STONE FABRICATION:

- A. Provide stone which is free from starts, cracks, or seams which might impair its structural integrity or its appearance.
- B. Fabricate stone in accordance with final shop drawings.
- C. Patching or other forms of concealment to cover defects in material or workmanship will not be permitted.

PART 3 – EXECUTION

3.1 EXAMINATION:

- A. Ensure that surfaces to receive stone are firm, dry, clean, and free of oily or greasy films, mortar, soil, and other foreign substances.

3.2 PREPARATION:

- A. Wet down or wash surfaces to remove dirt, dust, debris and loose particles immediately prior to setting stone.
- B. Clean stone before setting by scrubbing with fiber brushes followed by thorough drenching with clean water. Use only mild cleaning compounds that contain no caustic or harsh fillers or abrasives.
- C. Clean and prime exposed edges of each panel per sealant manufacturer's recommendations before erecting stones.

3.3 INSTALLATION:

- A. Install stone in accordance with final shop drawings.

3.4 ADJUSTING:

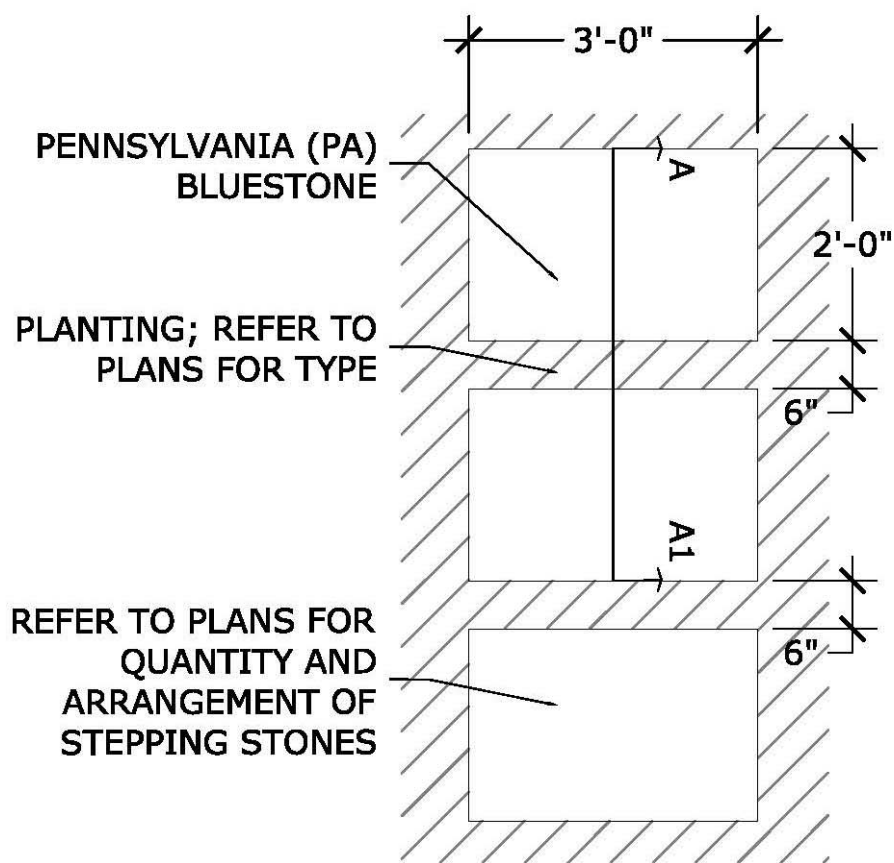
SECTION 32 14 40 – STONE PAVING

- A. Remove and replace stone units which are broken, chipped, stained or otherwise damaged and which do not match adjoining stonework.
- B. Provide new matching units installed as specified and in manner to eliminate evidence of replacement.

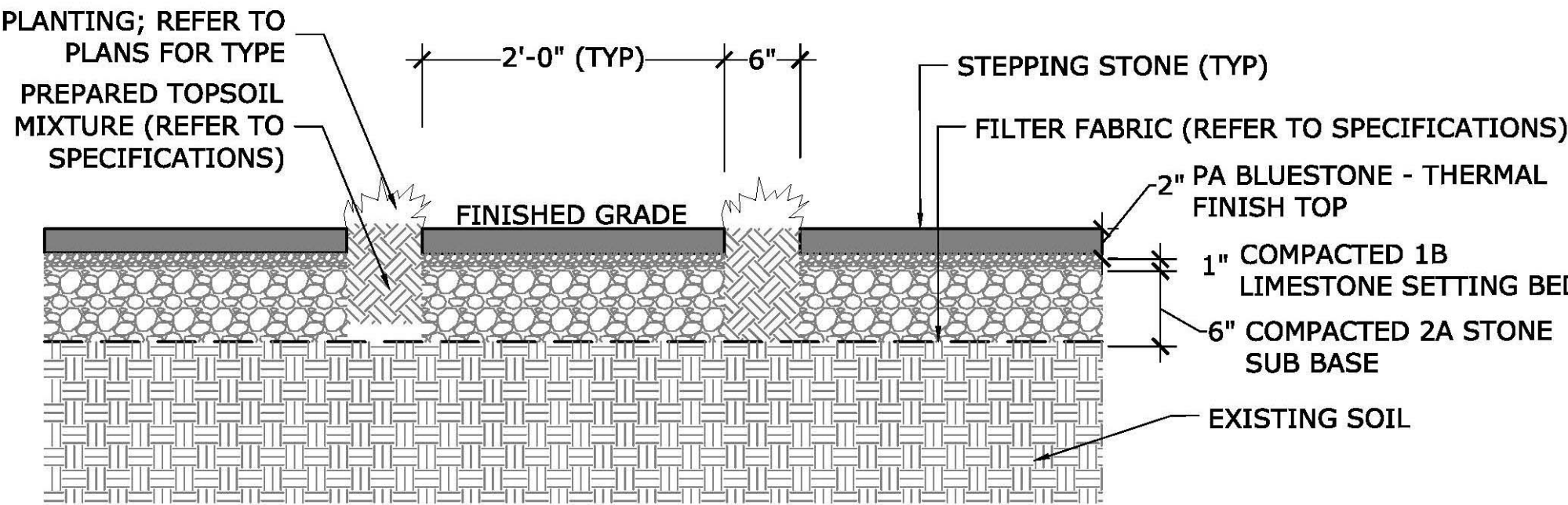
3.5 CLEANING:

- A. Clean excess mortar from surface with water as work progresses. Perform cleaning while mortar is fresh and before hardening on surfaces.
- B. Clean and repair surfaces soiled or otherwise damaged in connection with work of this section. Pay cost of replacing finishes or materials that cannot be satisfactorily cleaned or which have been damaged by improper cleaning materials and techniques.

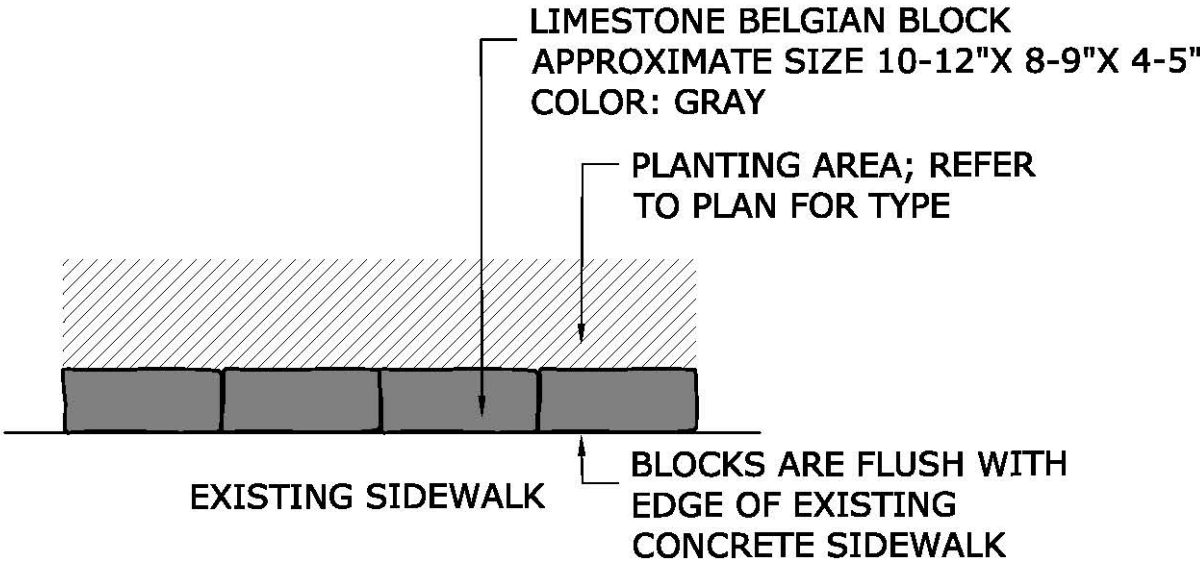
END OF SECTION 32 14 40



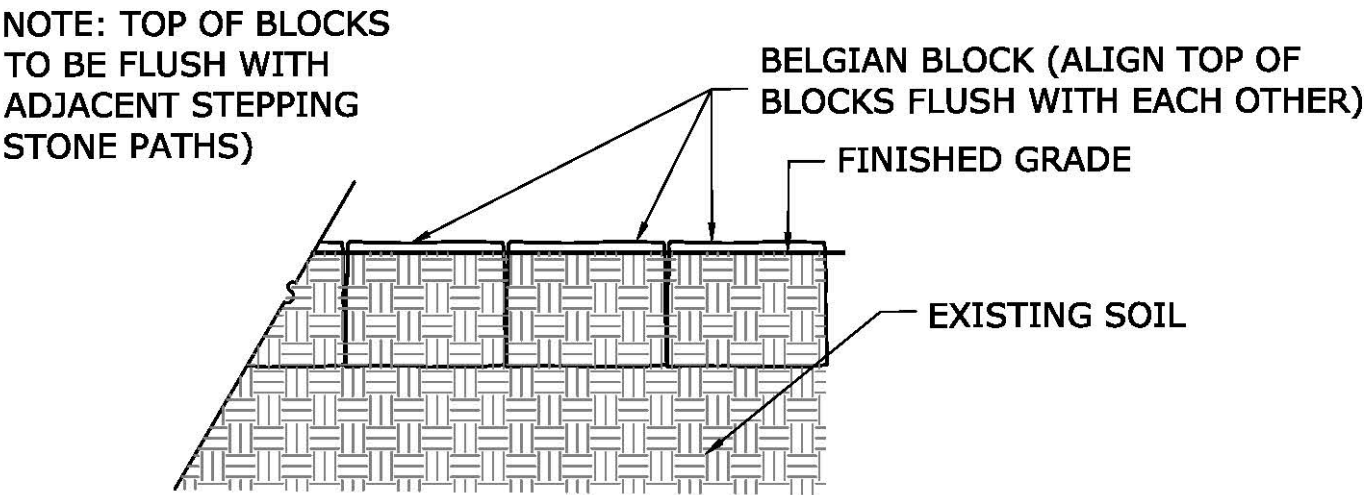
PLAN: STEPPING STONES (TYP)
SCALE: 1/2"=1'-0"



SECTION A-A1: STEPPING STONES (TYP)
SCALE: 1"=1'-0"



PLAN: BELGIAN BLOCK EDGE
SCALE: 1"=1'-0"



SECTION/ELEVATION: BELGIAN BLOCK EDGE
SCALE: 1"=1'-0"



Limestone Belgian Block Example

PRE-BID MEETING SIGN IN SHEET
BID 1039 – UPGRADE LANDSCAPING AT ALLEGHENY CAMPUS
DATE: 12-11-18

PLEASE PRINT LEGIBLY

NAME	COMPANY	PHONE	EMAIL
Anthony Vaccarello	Penn Landscaped & Cement work	412-915-5231	AVACCARELLO1234@GMAIL
NANDO FRATANGELO	VIGLIOTTI LANDSCAPE & CONST.	4/247-5563	since1987@vigliottiscapes.com
Paul Zottola	John Zottola Landscaping INC	412-242-9890	PZ.JZLINC@Comcast.net
Benny Palombo	Palombo Landscaping	412-7951608	Benny@PALandscape.net
Ted Ritenour	WG Land	724-5938357	www.wglandco.com
Ken French	Ken French Landscapes	724-321-1195	emc@kenfrenchlandscapes.com
Justin Olanoff	Growing Seasons Landscapes	412-310-4554	JUSTIN@GSLP6H.COM
Elaine Price	Floralated Interpretation	412-6077886	etbprice@yahoo.com floriatedinterpretation@gmail.com