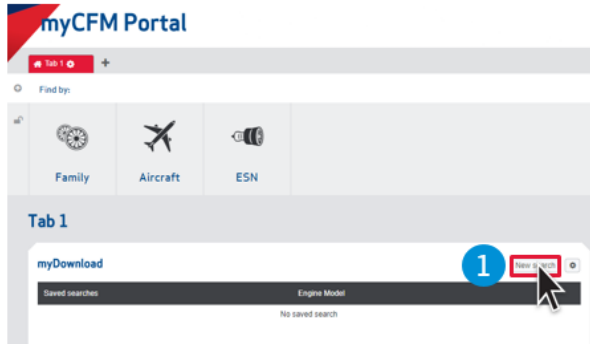


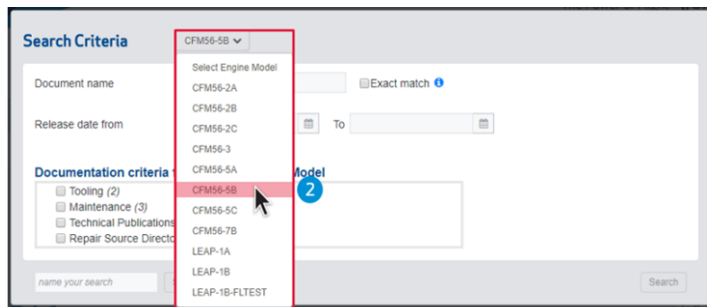
myDownload Widget



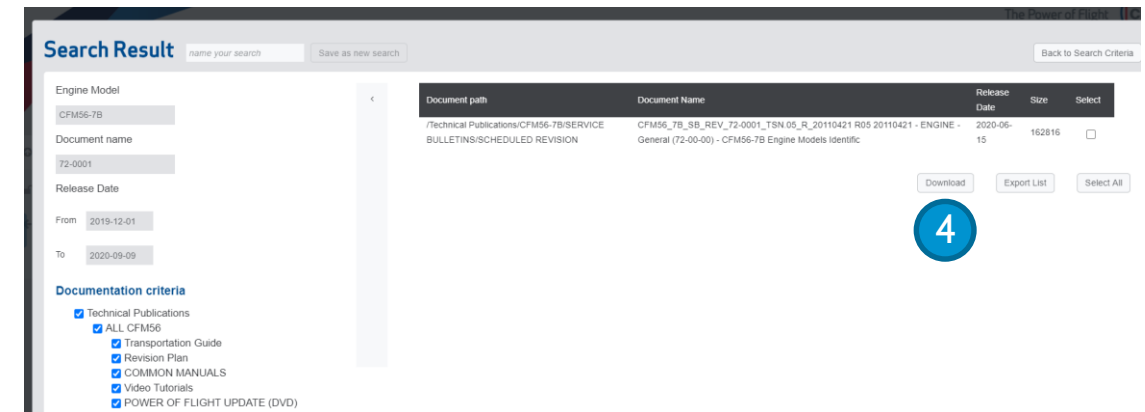
1. In the myDownload widget, click on “New Search” to start the search process



2. Select the Engine Model from the dropdown menu or you can search by document name and optionally include a specific date range
3. Click on “Search” (at bottom right) and the results appear. You can also name and save searches



4. Select the document of interest and click on “Download” which opens a new browser tab
5. On the “Confirm Download” window, select “Access”
6. The search can be saved and will appear in your list of saved searches in the myDownload widget



You can also search using the Tree View where you can browse the folders by choosing the “Documentation criteria for selected Engine Model” box

There are many TechPub video tutorials available using the search criteria. Download and view these tutorials for further education

For further details about myDownload, please visit the FAQs on the myCFM homepage