


4" & 5/6"

LED RECESSED DOWNLIGHT RETROFIT

With **E26** QUICK CONNECT ADAPTER



SIMPLY SCREW INTO A RECESSED CAN USING
E26 QUICK CONNECT ADAPTER
OR HARDWIRE INTO FIXTURE



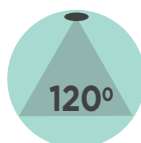
Fully Dimmable *

81%

Energy Savings

65W
75W

Halogen
Replacement



Very Wide
Flood



White Finish

shopbulbrite.com

BULBRITE
turn life on

4" & 5/6" LED RECESSED DOWNLIGHT RETROFIT

With **E26** QUICK CONNECT ADAPTER



- ✓ LED Recessed Downlight with E26 Quick Connect Adapter
- ✓ Can be hardwired or used in a medium base socket
- ✓ Energy Star rating makes this product eligible for many regional rebates
- ✓ High 90 CRI offers excellent color rendering
- ✓ Complies with the requirements of Title 20 for sales into the state of California and of Appendix JA8 of the Title 24 Part 6 2016 Building Energy Efficiency Standards for Residential and Non-Residential Buildings which may classify a luminaire as high efficacy for construction in California



Item No.	Ordering Code	Watts	Lumens	CCT	Equiv.	Hours	Availability
773115	LED9REC/4/927/WHRD/D	9	650	2700K	65W	50,000	Feb 2021
773116	LED9REC/4/930/WHRD/D	9	650	3000K	65W	50,000	Feb 2021
773117	LED9REC/4/940/WHRD/D	9	650	4000K	65W	50,000	Feb 2021
773165	LED14REC/5/6/927/WHRD/D	14	1100	2700K	75W	50,000	In Stock
773166	LED14REC/5/6/930/WHRD/D	14	1100	3000K	75W	50,000	In Stock
773167	LED14REC/5/6/940/WHRD/D	14	1100	4000K	75W	50,000	In Stock

4" & 5/6"

LED RECESSED DOWNLIGHT RETROFIT WITH AD- JUSTABLE GIMBAL RING

E26 QUICK
CONNECT
ADAPTER



LIVING ROOMS




KITCHENS



BEDROOMS



SIMPLY SCREW INTO A RECESSED CAN USING
E26 QUICK CONNECT
ADAPTER
OR HARDWIRE INTO FIXTURE



Fully Dimmable *

81%

Energy Savings

65W
75W

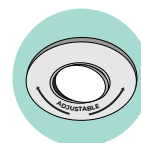
Halogen
Replacement



Very Wide
Flood



White Finish



Adjustable
Gimbal Ring

shopbulbrite.com

BULBRITE
turn life on

4" & 5/6"

LED RECESSED DOWNLIGHT RETROFIT WITH ADJUSTABLE GIMBAL RING

With **E26** QUICK
CONNECT
ADAPTER



- ✓ LED Recessed Downlight with E26 Quick Connect Adapter
- ✓ Can be hardwired or used in a medium base socket
- ✓ Energy Star rating makes this product eligible for many regional rebates
- ✓ High 90 CRI offers excellent color rendering
- ✓ Complies with the requirements of Title 20 for sales into the state of California and of Appendix JA8 of the Title 24 Part 6 2016 Building Energy Efficiency Standards for Residential and Non-Residential Buildings which may classify a luminaire as high efficacy for construction in California
- ✓ Adjustable gimbal ring allows for 360° rotation of the light with up to 35° tilt for maximum control



Item No.	Ordering Code	Watts	Lumens	CCT	Equiv.	Hours	Availability
773170	LED9REC/4/927/WHRD-G/D	9	650	2700K	65	50,000	Feb 2021
773171	LED9REC/4/930/WHRD-G/D	9	650	3000K	65	50,000	Feb 2021
773180	LED14REC/5/6/927/WHRD-G/D	14	1100	2700K	75	50,000	Feb 2021
773181	LED14REC/5/6/930/WHRD-G/D	14	1100	3000K	75	50,000	Feb 2021