

SPATIALLY  
TARGETED  
RUGGEDIZED  
LUMINAIRE

PRE-RELEASE



COMBINATIONAL  
DISTRIBUTION

DESCRIPTION

The new LTS Spatially Targeted Ruggedized Luminaire is designed for use in demanding application when specifications require controlled distribution in a high power luminaire. Designed from the ground up to deliver benchmark performance in high output lighting, with precise optics for use in difficult environments such as salt fog, high vibration, elevated humidity and in mobile deployment operations where off grid power generation is utilized.

The LTS Series luminaire housing benefits from a 383 series Aluminum alloy cast with exclusive use of the CTS (Cast Trim Ship) production process. The housing is further precision machined on a 6 axis CNC mill. This provides unmatched tensile strength, impact tolerance and excellent resistance to harsh airborne industrial and atmospheric pollutants. The LTS series has an advanced cast microstructure delivering exceptional wear resistance and provides a minimal footprint in a lightweight package.

The LTS series luminaire is delivered with an exceptional high quality anodized (Class 1) finish and is available with optional e-coating or with PVDF resin based coatings such as Kynar™ or Fluoron™. Additionally, specialized surface treatments such as superhydrophobic (nano repellency), PAXCON™ polyurethane/polyurea (impact mitigation) as well as ceramic (self cleaning) are available for severe duty environments.

The LTS is equipped with an innovative lensing layout that can delivery both symmetrical and asymmetrical distributions within a single fixture. The system provides for 3 fixed distribution patterns and for 3 additional combinational patterns, the design optimizes space and provides for greater distribution control for both short and long throw applications. Thus the optional combinational lensing layout can provide both distant and immediate coverage within the same luminaire. Engineered with added mechanical strength, the main structure lenses are manufactured with an extruded Polycarbonate with practically indestructible properties, all lens components are treated to protect against material degradation under UV content exposure.

The LTS series is provided with high temperature silicone seals and is available as an option with NBR, SBR, EPDM, Viton/FPM® or Neoprene seals. The LTS is engineered to accommodate various input voltage types as well as a wide frequency range. A remote AL5053 aluminium enclosure houses digital drivers, extra Surge Protection Devices (SPD) and power quality conditioning circuitry. Interconnections between light fixture and driver enclosure feature waterproof Seacon® or BIRNS® style quick connects or bulkhead/penetrators. External remote driver enclosures are available in fiberglass or stainless steel as options.

The LTS series LED luminaires are engineered for applications requiring high power illumination of up to 85,000 lumens with great beam flexibility in a minimal profile form factor. The LTS series integrate high performance Nichia™ 757 LED on thin film MCPCB with proprietary reflective coatings. The LTS provides crisp illumination with superior fixture efficacy and advanced thermal pathways for a broad operating temperature range.



APPLICATIONS

- Correctional Facilities
- Border Enforcement
- Transportation Rail Yards
- Sports Complexes
- Maritime and Naval
- Search & Rescue Operations
- Defense
- Airports & Aviation Hangars


LTS SERIES SPECIFICATIONS

FIXTURE SERIES	POWER	LED TYPE	CCT	DISTRIBUTION	EXIT LUMEN	OPERATING VOLTAGE	IP RATING	DIMENSIONS
LR-LTS-400W-XX	400W	Nichia™ 757	4500K (5500-6500K avail)	Sym. 15°, 30°, 60° * Asym. 15°/30°, 15°/60°, 30°/60°	56,000lm	AC90-277V 50/60Hz AC180-508V 50/60Hz *AC115 400Hz *12-48VDC or *130-747VDC	IP65	L399 x H409 x D165mm Not including trunnion or handle
LR-LTS-500W-XX	500W	Nichia™ 757	4500K (5500-6500K avail)	Sym. 15°, 30°, 60° * Asym. 15°/30°, 15°/60°, 30°/60°	70,000lm	AC90-277V 50/60Hz AC180-508V 50/60Hz *AC115 400Hz *12-48VDC or *130-747VDC	IP65	L399 x H409 x D165mm Not including trunnion or handle
LR-LTS-600W-XX	600W	Nichia™ 757	4500K (5500-6500K avail)	Sym. 15°, 30°, 60° * Asym. 15°/30°, 15°/60°, 30°/60°	85,000lm	AC90-277V 50/60Hz AC180-508V 50/60Hz *AC115 400Hz *12-48VDC or *130-747VDC	IP65	L399 x H409 x D165mm Not including trunnion or handle

\*Optional combinational distributions & input configurations




FEATURES



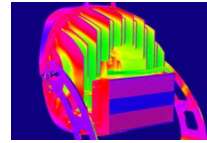
HIGH PERFORMANCE  
757 LED ENGINES



A383 CTS CAST  
& MACHINED HOUSING



HEXA COMBINATIONAL  
LENSING

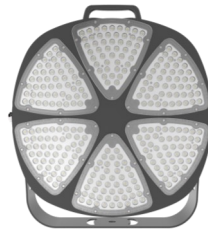


EXCEPTIONAL THERMAL  
PERFORMANCE



HIGH EFFICIENCY  
DRIVERS

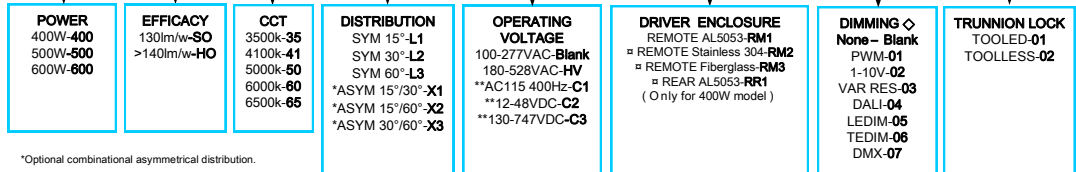
PRODUCT VIEWS



ORDERING INFO: LR-LTS-600--HO--50--L2--RM1--01

ELECTRICAL SPECIFICATIONS

1. Power Input: AC100-277V
2. AC180-528V (Option)
3. Power Factor: ≥97
4. THD: ≤13% @ full Load
5. Interconnections between remote driver and luminaire to be specified
6. Fixture surface treatment, seal type and finish color to be specified

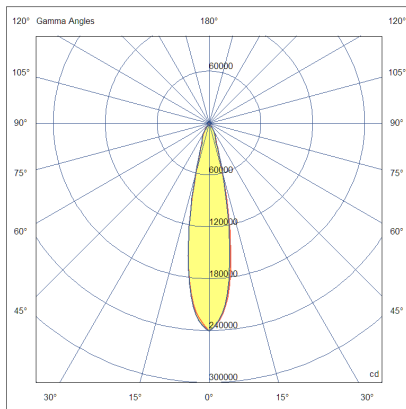


\*Optional combinational asymmetrical distribution.  
 \*\* Optional operational voltages and/or frequency subject to LEDRAYS engineering approval.  
 ▣Remote driver configuration enclosure type and interconnections are customizable to suit environment.

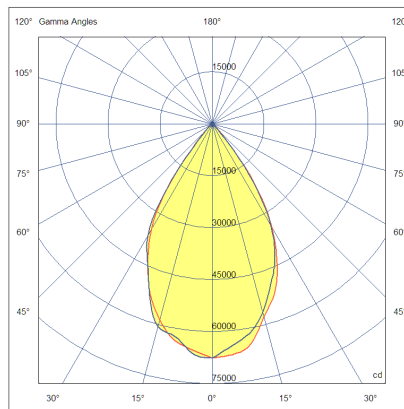
**DIM Control:** 0-5V, 0-10V, 1-10V, 0-20ma, 4-20ma, RS485, RS-232, PWM, RES, LEDIM, TEDIM, DMX512, DMX512RDM, ArtNET, DALI, IoT, Zigbee, Bluetooth, LoRa, Custom Controller Interface (CCI).

◇ LEDRAYS offers the following dimming options (Please note not all DIM methods apply to a particular product)

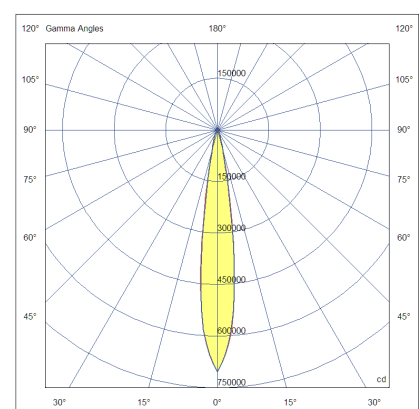
PHOTOMETRIC DISTRIBUTION



400W / L2



500W / L3



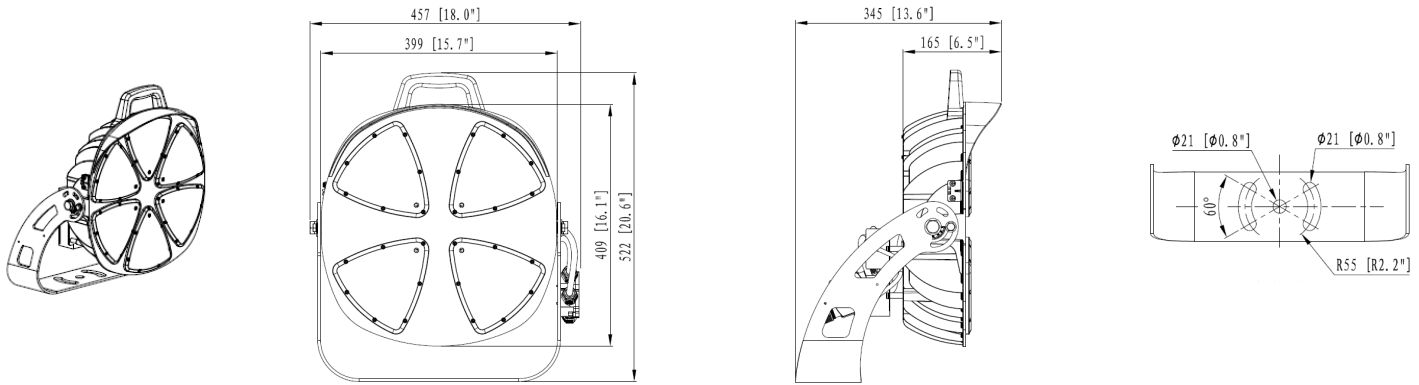
600W / L1



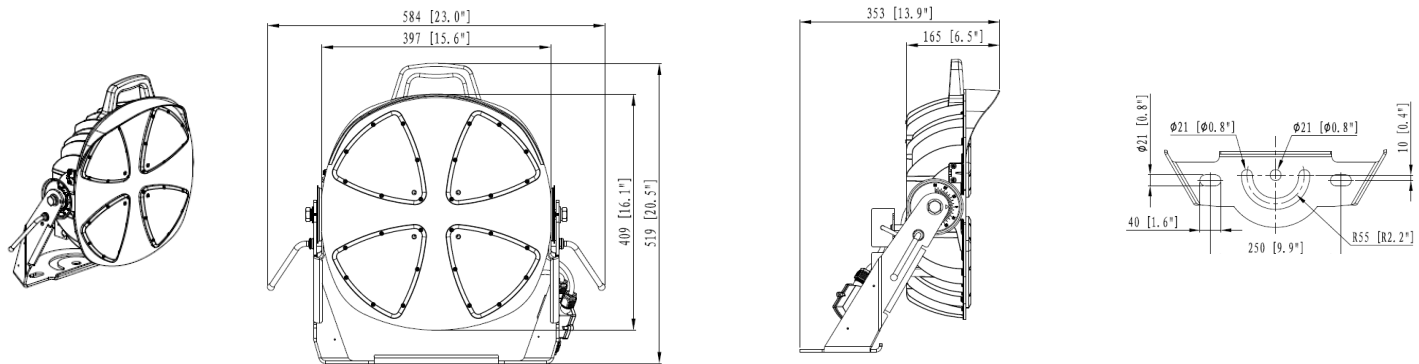
DIMENSIONS mm (± 1.1mm) / WEIGHTS (± 0.3kg/± 0.66lbs)

POWER	DIMENSIONS	WEIGHT
<b>400W</b>	Tooled L457 x H522 x D345mm Toolless L584 x H519 x D353mm	<b>16.1kg / 35.42lb</b>
<b>500W</b>	Tooled L457 x H522 x D345mm Toolless L584 x H519 x D353mm	<b>16.8kg / 36.96lb</b>
<b>600W</b>	Tooled L457 x H522 x D345mm Toolless L584 x H519 x D353mm	<b>17.5kg / 38.50lb</b>

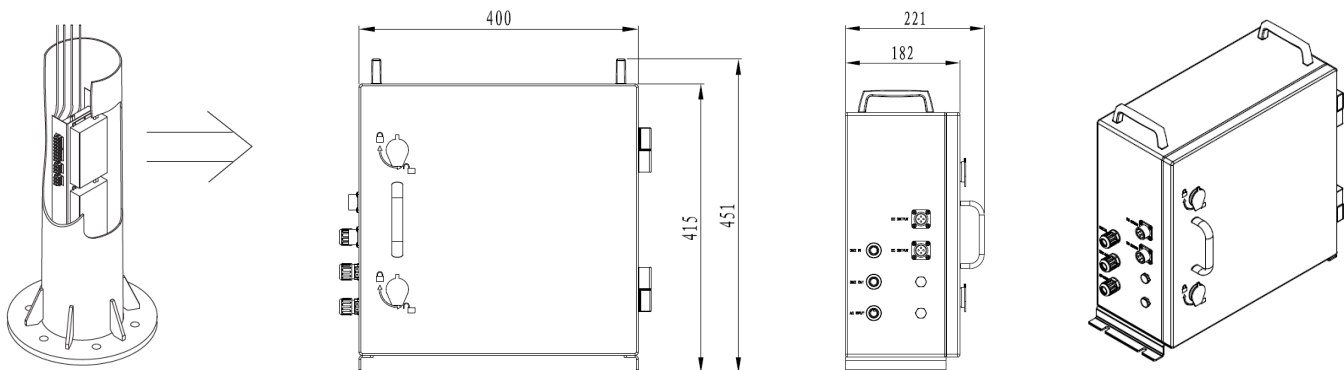
TOOLED MOUNTING TRUNNION



TOOLESS MOUNTING TRUNNION



AL5053 REMOTE DRIVER 600W (Typical)



The specifications in this brochure are representative and must not be interpreted as a guarantee of individual product performance and/or characteristics. LED RAYS Inc. has a policy of continuous advancements & development specifications may change without notice. Please contact your agent for updates.

514 484-8462  
888 LEDLABS  
(888.533.5227)

info@ledrays.com  
www.ledrays.com