








HELP US FUNDRAISE TO SUPPORT OUR CRISIS
RESPONSE EFFORTS! [CLICK HERE TO GET STARTED.](#)

STEP 1

Click the “I Want To Fundraise For This” button.



 I Want To Fundraise For This

STEP 2

You will be led to the next page to fill in your information.

Create A Fundraising Page

FOR

Sunshine Division

STEP 3

Choose your name, email, and password. Click “SUBMIT.”

Whose name would you like to display on your Fundraising Page?

Email

Password

SUBMIT

STEP 4


Personalize your page by adding a photo, blurb, and goal.

Personalize Your Page


Fundraising for Sunshine Division by Sunshine Division

STEP 5

After hitting “SAVE,” your page will now be ready to share!

 Your donation benefits **Sunshine Division**

DONATE

 COPY LINK

SHARE THIS PAGE


STEP 6


Click any of the options to share with your friends and family!


Help spread the word!


Please take a moment to share as widely as you can on your social networks and messaging apps. This fundraiser can only succeed with your help.

Post A Link To Your Social Networks:

 Share

 Tweet

 Copy Link

 Share