



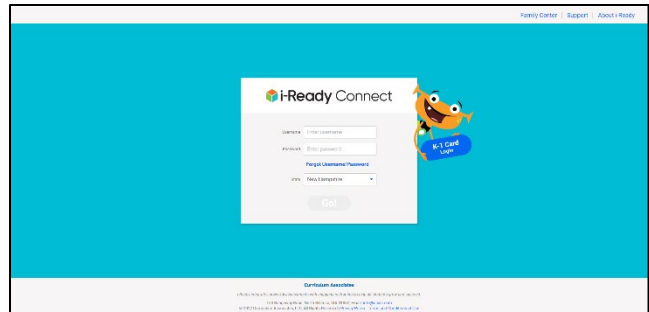
## Logging into i-Ready in MSCS

### Admins

Login Website: <https://login.i-ready.com>

### Admin Usernames/Passwords:

- Username: typically **admin+email address** (for example *adminSmithJ@scsk12.org*)
- Password: **set by user** (\*to reset username or password, click the “Forgot Username/Password?” link on i-Ready login page)



### Teachers and Students must login via Clever at:

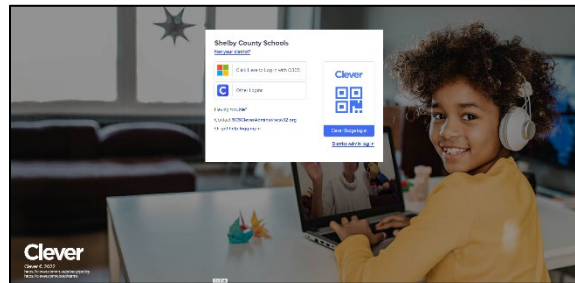
<https://clever.com/in/scs>

### Teacher Clever Logins


- Username: School username
- Password: School password

### Student Clever Logins

- Username: 6-digit PowerSchool ID
- Password: DOB written as MMDDYYYY



- Once logged into Clever, teachers and students will select the i-Ready icon and go from there! The icon will look like the one pictured at right (it can typically be found under “Curriculum” or “Favorite Resources”)



**Parents:** For additional help retrieving student#: You can also get login credentials, or view the student’s Student #, from the student/parent portal by logging into the portal (you will have to set up a parent or student account, or already have one, to login to the portal) and select the “Online Education” link from the left hand menu. The parent/student portal can be found at: <https://scstn.powerschool.com/public/>