

Indement Weather

RESOURCES



Literacy
Grade 1

The Department of
Curriculum & Instruction





1st Grade Literacy Everywhere



Literacy is everywhere! Here are some activities you can engage your child in at home, in a restaurant, and in the car.

Home	Restaurant	Car
Use magnetic letters to spell words on the refrigerator or baking sheet.	Read menus. Find words with the same ending sound (salad, bread).	Practice naming things and sorting them into categories, such as things in the sky or things on the ground.
Read directions for putting together new Christmas toys.	Listen for items that have the same beginning sound (soup, sandwich).	Play games like I-Spy with letters and words.
Identify letters, words, and sounds in the newspaper.	Record a video of your child describing his/her favorite dish.	Point out and discuss what you see. What color is the tree? What sounds do you hear in the word "tree?" Try to spell tree.
Compose a text message to a loved one; use proper grammar, spelling & punctuation.	Discuss daily happenings (Family Talk).	Keep books in the back seat of the car for children to read during travel.
Watch interactive educational videos/TV shows and retell the events in order.	Be a food critic and write a review of one of the menu items ordered.	

1st Grade

High-Frequency Word Fun!

Read each high-frequency word.

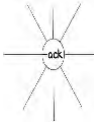





Challenge yourself to read words from the other grade levels.

1 st Grade		
does	fun	could
not	make	live
school	they	one
what	too	then
down	jump	three
out	move	eat
up	run	no
very	two	of
become	again	under
good	help	who
pull	new	all
by	there	call
many	use	day
place	now	her
walk	some	want
away	today	around
	way	why

1. Sort words by the number of letters in each word.
2. Identify the words in a story or write a story using the words.
3. Say and write simple sentences using each word.
4. Spell words with shaving cream, playdough, sand, or sugar.
5. Cut letters from magazines, ads, or newspapers to spell each word.


First Grade Daily Literacy Practice

Complete a practice task each day. Use the blank space below and a separate sheet of paper to write your response.

<p>Look through a magazine to find words that begin with bl-, cl-, pl-, and fl-. How many did you find?</p>	<p>Write br-, cr-, and gr- at the top of your paper. Think of words that begin with these blends. Which blend has the most words?</p>	<p>Write -ack in the middle of your paper and circle it. Draw webs and write -ack words.</p> 	<p>Draw 5 pictures that end in the -ip family.</p> 	<table border="1" data-bbox="1287 520 1549 632"> <tr> <td>sl</td> <td>sm</td> <td>sp</td> </tr> <tr> <td></td> <td></td> <td></td> </tr> <tr> <td></td> <td></td> <td></td> </tr> </table> <p>Write words that begin with these blends.</p>	sl	sm	sp						
sl	sm	sp											
<p>List 3 words that have a ch like <u>ch</u>erry and 3 words that have a tch like <u>tch</u>. Write sentences using the words.</p>	<p>Read a book. How many words can you find that begin with <i>sh</i>, <i>wh</i>, and <i>ph</i>?</p> 	<p>Add an e to the end of these words: <i>rat</i>, <i>hat</i>, <i>can</i>, <i>plan</i>. Read the old and new words.</p> 	<p>Think of rhyming words that end in <i>-atch</i>. Chant them, spell them, read them.</p> 	<p>Gem has a soft <i>g</i>. Cut out words from a magazine that have the soft <i>g</i> like <i>gem</i></p> 									


Additional Practice Opportunities

Try these activities for more fun practice!

<p>Activity: Character Mapping</p> <p>Read a story and describe characters based on what they say, do, and how they act by creating a story map shown below.</p> 	<p>Activity: Story Mapping</p> <p>After reading a fictional text, fold a sheet of paper into three equal parts. Use the headings characters, settings, and major events to label the top of each section. Draw or list the characters, settings, and major events in sequential order in the appropriate category.</p> <table border="1" data-bbox="982 1488 1463 1738"> <thead> <tr> <th>Characters</th> <th>Settings</th> <th>Major Events</th> </tr> </thead> <tbody> <tr> <td></td> <td></td> <td></td> </tr> </tbody> </table>	Characters	Settings	Major Events			
Characters	Settings	Major Events					

Name: _____

Big Money





READ LIFE BOOKSHELF



Read anytime, anywhere

On BookSmart

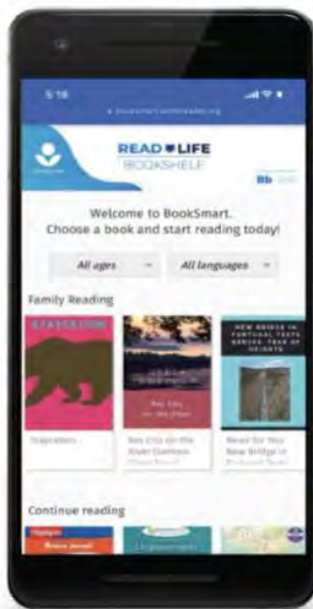
It's easy to read every day with digital books for adults, children, and families. You'll always have a free library in your pocket.

Reading makes all the difference

Reading every day has many benefits. It improves reading skills, relieves stress, and exercises your brain. Plus, it's fun and free!

Visit the link or scan the QR code below.
<https://booksmart.world/bbf>

Access to a digital library for children and adults!



Books available in English and Spanish

For adults, children, and families

Learning activities with each book

Try me!



SCAN ME



1st Grade

Web-based Activities

Literacy is everywhere! Here are some activities you can engage your child in online.



Activity #1 Link: <https://www.starfall.com/h/ltr-lv-o/robot-mr-mole/?sn=ltr-classic>

Book: Robot and Mr. Mole

1. Listen to and read along with "Robot and Mr. Mole." Pay attention to the long o words like "nose" and "cone" where you hear the long vowel "o".
2. Read the story three times.
3. Retell the story in your own words. Who are the characters? Where is the setting?
4. Draw pictures of words with long o like "nose" and "cone".



Activity #2 Link: <https://www.starfall.com/h/ltr-lv-o/maw-o-e/?sn=ltr-classic>

Long o

- Practice building words with long o



Activity #3 Link: <https://www.starfall.com/h/ltr-lv-a/jakes-tale/?sn=ltr-classic>

Book: Jake's Tale

1. Listen to and read along with "Jake's Tale." Pay attention to the long a words like "safe" and "game" where you hear the long vowel "a".
2. Read the story three times.
3. Retell the story in your own words. Who are the characters? Where is the setting?
4. Draw pictures of words with long a like "safe" and "game".



Activity #4 Link: <https://www.starfall.com/h/ltr-lv-a/maw-a-e/?sn=ltr-classic>

Long a

- Practice building words with long a



Activity #5 Link: <https://www.starfall.com/h/ltr-sv-u/gus-the-duck/?sn=ltr-classic>

Book: Gus the Duck

1. Listen to and read along with "Gus the Duck". Pay attention to the short u words like "run" and "mud" where you hear the short vowel "u".
2. Read the story three times.
3. Retell the story in your own words. Who are the characters? What is the story about?
4. Draw pictures of words with short u like "run" and "mud".



Activity #6 Link: <https://www.starfall.com/h/ltr-sv-u/maw-ug/?sn=ltr-classic>

Short u

- Practice building words with short u