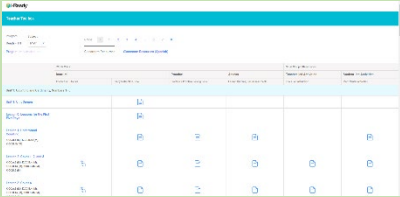



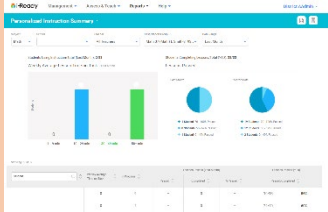
i-Ready, Teacher Toolbox & Ready: Best Practices for Math/Reading RTI² (20-21)

RTI requires a blend of computer-based and teacher-led classroom instruction. Here's how you can accomplish both with i-Ready, Ready & the Teacher Toolbox! *(FYI the teacher toolbox is integrated into i-Ready this year! No more separate website or access code required! Simply log into i-Ready and click Assess & Teach > Teacher Toolbox).*

Supporting Teacher-Led Instruction with i-Ready & Teacher Toolbox

Step	Report/Resource to Use	What this report will tell you
1. Pinpoint strand(s) of need through progress monitoring	Universal Screener/Progress Monitoring Tool	Use reports to see the strand(s) students' intervention instruction should focus on
2. Pinpoint skills deficit with i-Ready Reports	Diagnostic Results (for individual students)	This report shows specific skills students have mastered and the skills needing intervention, based on i-Ready Diagnostic Data.
	Instructional Groupings Report (run for class or instructional group)	This report shows skill deficits requiring face-to-face intervention in small groups, based on i-Ready Diagnostic data.
3a. Use Teacher Toolbox to gather Teacher-led instructional resources 	All schools have access to our full Math and Reading Ready TN K-8 curriculum and other supplemental instructional materials supporting RTI ² and progress monitoring. <ol style="list-style-type: none"> 1. First, locate the grade-level and the strand of need in the Toolbox. 2. Second, find the skill in question, based on the Ready TN lesson name. 3. Third, gather the instructional resources available, which are housed in the same row of that lesson/skill. The resources available are: 	
	Ready TN Lessons	Ready TN is a full K-8 Math/Reading (as well as Writing Gr. 2-5) curriculum, available for download via the Toolbox.
	Interactive Whiteboard Lessons	Hand-selected i-Ready lessons that provide students with engaging online instruction that is ideal for face-to-face group instruction.
	Tools for Instruction	Downloadable lesson plans teachers can use to address skill deficit in face-to-face instruction. Find these organized by



		domain/skill in the Toolbox, or by grade in the i-Ready Assess & Teach menu
	Center Activities	Student-led activities built for small groups across grade levels.
	Skills Practice & Assessments	Skill Practice and assessments are available via the Toolbox.
3b. Use i-Ready instructional resources 	Automated Online Lessons	Students receive an automated lesson path based on Diagnostic results, instructing them in skills they are ready to learn.
	Skill-specific, Teacher-Assigned Lessons	Teachers can add additional, <i>skill-specific</i> lessons to student i-Ready accounts to drive focus on intervention. Student can access these lessons by clicking the blue button on their dashboard, keeping their automated path (green button) separate.
4. Review Progress 	i-Ready Personalized Instruction Class and Student Reports	<p>As a supplement to your screening and progress monitoring assessments, i-Ready reports can allow easy monitoring of instructional progress <i>by strand</i> for your students. Run the <i>Personalized Instruction Summary</i> report for your class or RtI² Tier-based Instructional Groups. Teachers can drill down to <i>individual student</i> reports as well.</p> <ul style="list-style-type: none"> Some of the fields in these reports: <ul style="list-style-type: none"> Number of lessons completed, passed, and in-progress (overall and by strand) Lesson pass rate (overall and by strand) Time on task (overall and by strand) Strand (domain) shut-off alerts for struggling students

